



US00D413631S

United States Patent [19]

Hendler et al.

[11] Patent Number: Des. 413,631

[45] Date of Patent: ** Sep. 7, 1999

[54] MULTI-PANEL DISPLAY FOR USE ON PRODUCT PACKAGING

[76] Inventors: **Judith R. Hendler; Geoffrey M. Cathers**, both of 1018 S. Stanley Ave., Los Angeles, Calif. 90019

[**] Term: **14 Years**

[21] Appl. No.: **29/084,864**

[22] Filed: **Mar. 12, 1998**

[51] LOC (6) Cl. **19-08**

[52] U.S. Cl. **D20/25; D20/28**

[58] Field of Search D20/10, 40; 283/81, 283/56; 40/675, 672, 630, 1.5, 124.01, 124.07, 124.08, 124.09, 124.12, 124.13, 661.06, 664; D9/311, 454

[56] **References Cited**

U.S. PATENT DOCUMENTS

1,910,476	5/1933	Rulong	40/661.06
4,984,683	1/1991	Eller	40/638 X
5,022,526	6/1991	Crum	40/311 X

Primary Examiner—Susan J. Lucas
Assistant Examiner—Jennifer Rivard
Attorney, Agent, or Firm—Michael A. Painter

[57] **CLAIM**

The ornamental design for a multi-panel display for use on product packaging, as shown and described.


DESCRIPTION

FIG. 1 is a front perspective view of a multi-panel display for use on product packaging illustrating our new design; FIG. 2 is a top plan view thereof; FIG. 3 is a bottom plan view thereof; and, FIG. 4 is a right side elevation view, the left side elevation view being a mirror image thereof.

The broken line showing of a product package in FIGS. 1, 2 and 4 is environmental structure only and does not form part of the claimed design.

The surfaces or portions of the article not shown in the drawing or described in the specification form no part of the claimed design.

1 Claim, 1 Drawing Sheet






FIG. 1.




FIG. 2.

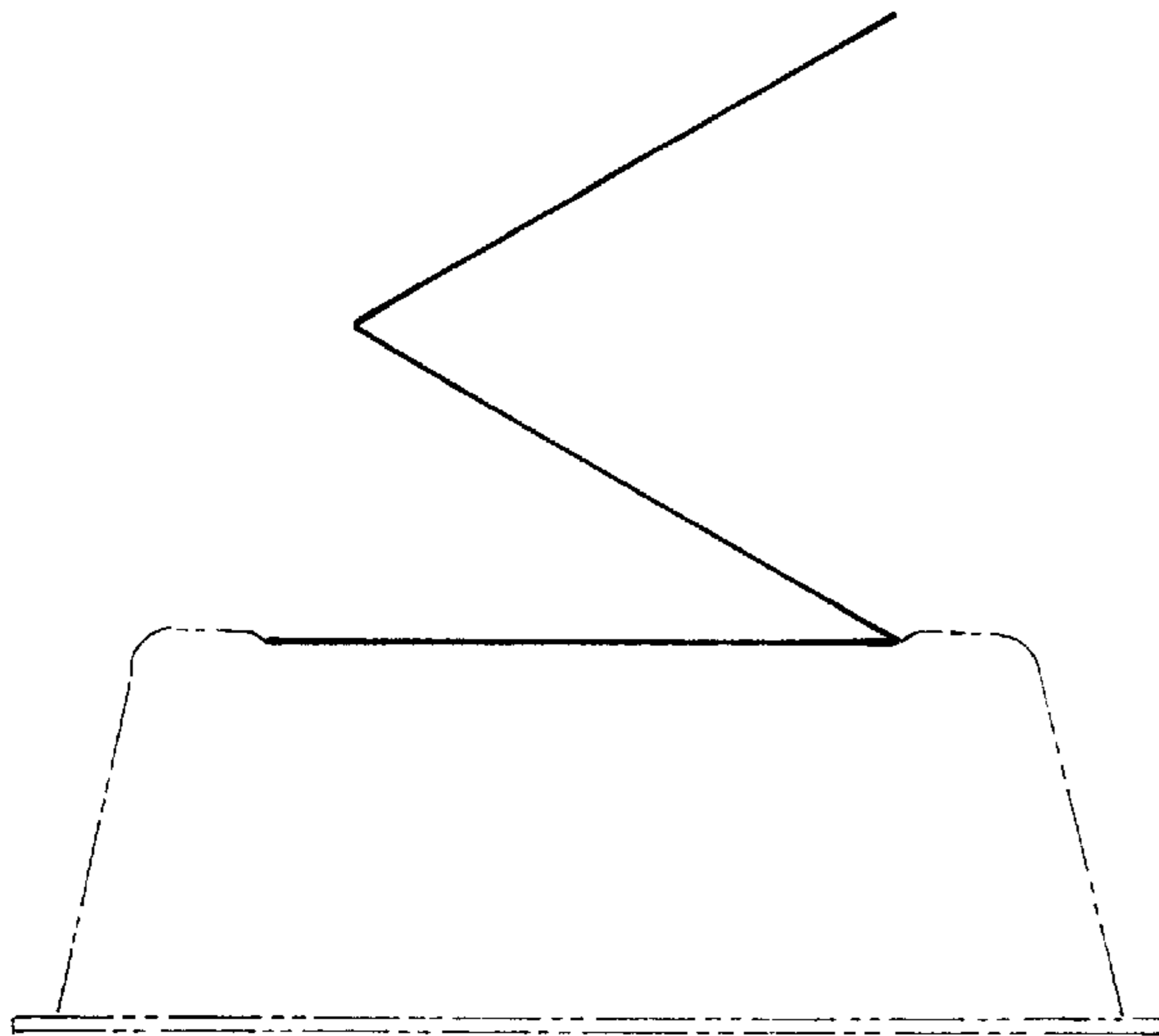


FIG. 4.

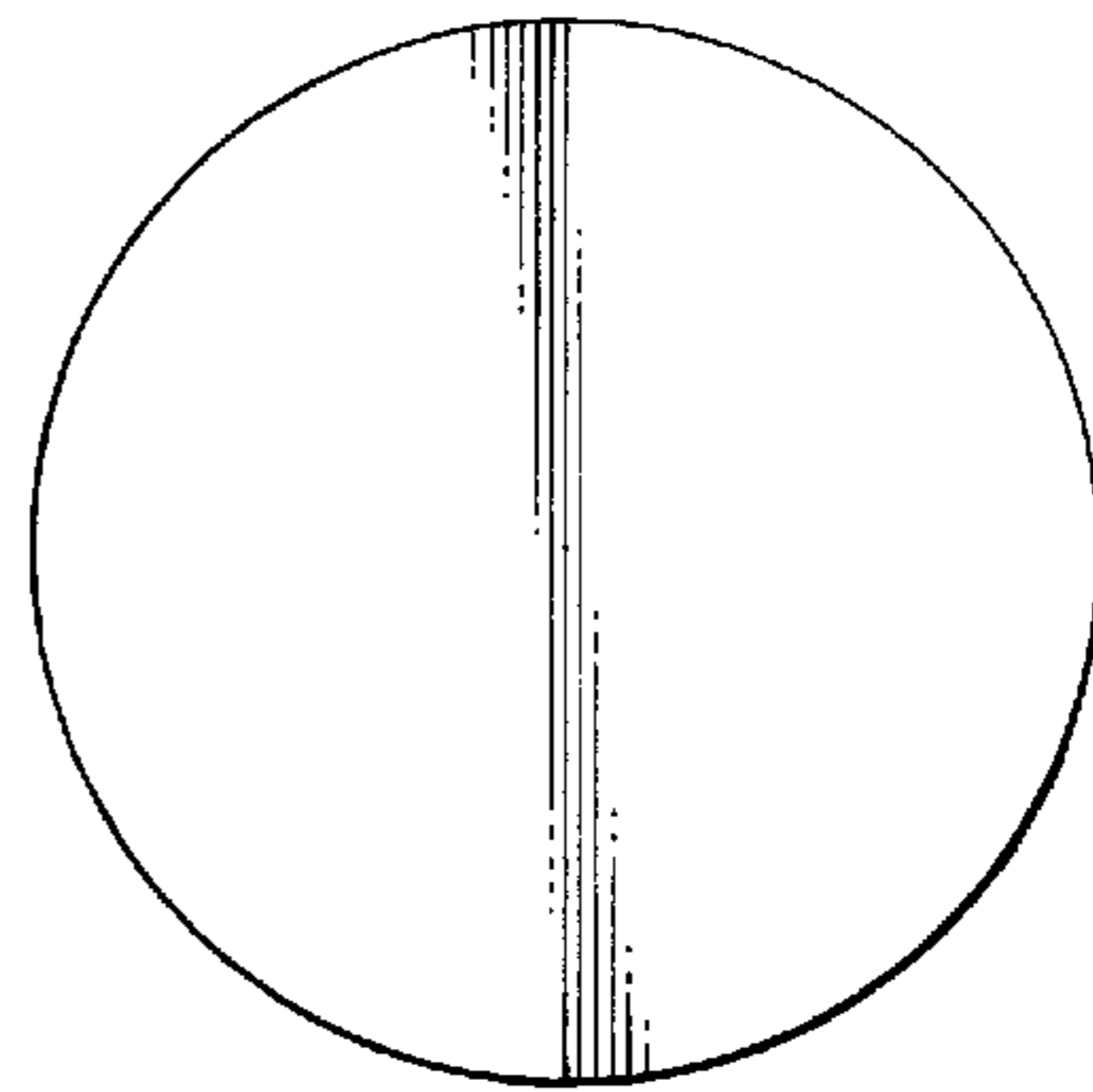


FIG. 3.