



US00D413617S

United States Patent [19] Takei

[11] Patent Number: **Des. 413,617**

[45] Date of Patent: **** Sep. 7, 1999**

[54] **ELECTRONIC KEYBOARD MUSICAL INSTRUMENT**

[75] Inventor: **Kunihiro Takei**, Hamamatsu, Japan

[73] Assignee: **Yamaha Corporation**, Japan

[**] Term: **14 Years**

[21] Appl. No.: **29/090,413**

[22] Filed: **Jul. 8, 1998**

[30] **Foreign Application Priority Data**

Jan. 9, 1998 [JP] Japan 10-497

[51] **LOC (6) Cl.** **17-01**

[52] **U.S. Cl.** **D17/1; D17/5**

[58] **Field of Search** D17/1, 2, 5, 6, D17/7, 9; D21/405; 84/174-177, 423, 428, 644, 670, 719, 744, DIG. 7

[56] **References Cited**

U.S. PATENT DOCUMENTS

- D. 312,651 12/1990 Yamawaki D17/1
- D. 345,370 3/1994 Miyamoto et al. D17/1
- D. 345,574 3/1994 Mizushim D17/1

- D. 372,931 8/1996 Miura D17/1
- D. 382,005 8/1997 Kawada D17/1
- D. 400,910 11/1998 Mikage D17/1
- 5,157,213 10/1992 Kashio et al. 84/644

OTHER PUBLICATIONS

Yamaha Catalog, p. 9 (PSR-185), Sep. 1995.

Primary Examiner—Adir Aronovich
Attorney, Agent, or Firm—Ostrolenk, Faber, Gerb & Soffen, LLP

[57] **CLAIM**

The ornamental design for an electronic keyboard musical instrument, as shown.

DESCRIPTION

FIG. 1 is a top view of an electronic keyboard musical instrument;
FIG. 2 is a front view thereof;
FIG. 3 is a rear view thereof;
FIG. 4 is a bottom view thereof;
FIG. 5 is a left-side view thereof; and,
FIG. 6 is a right-side view thereof.

1 Claim, 3 Drawing Sheets

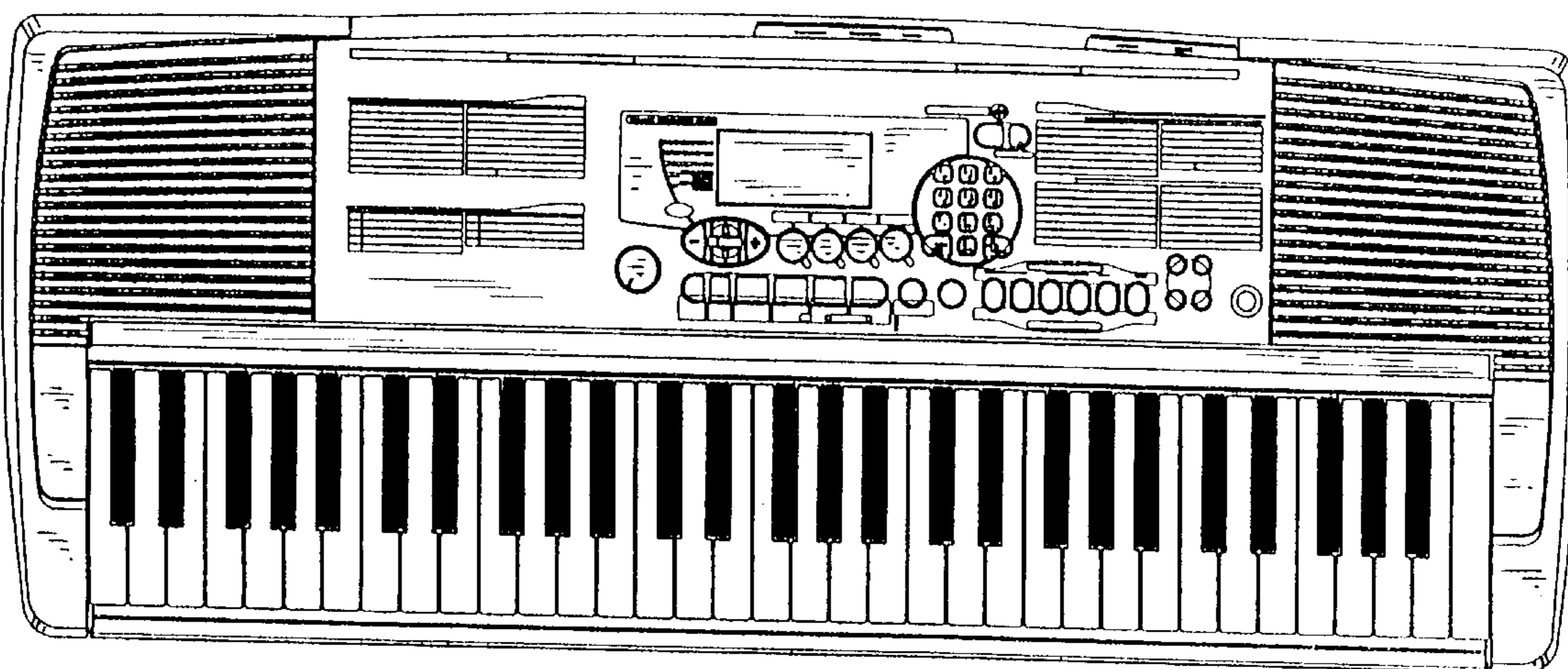


FIG. 1

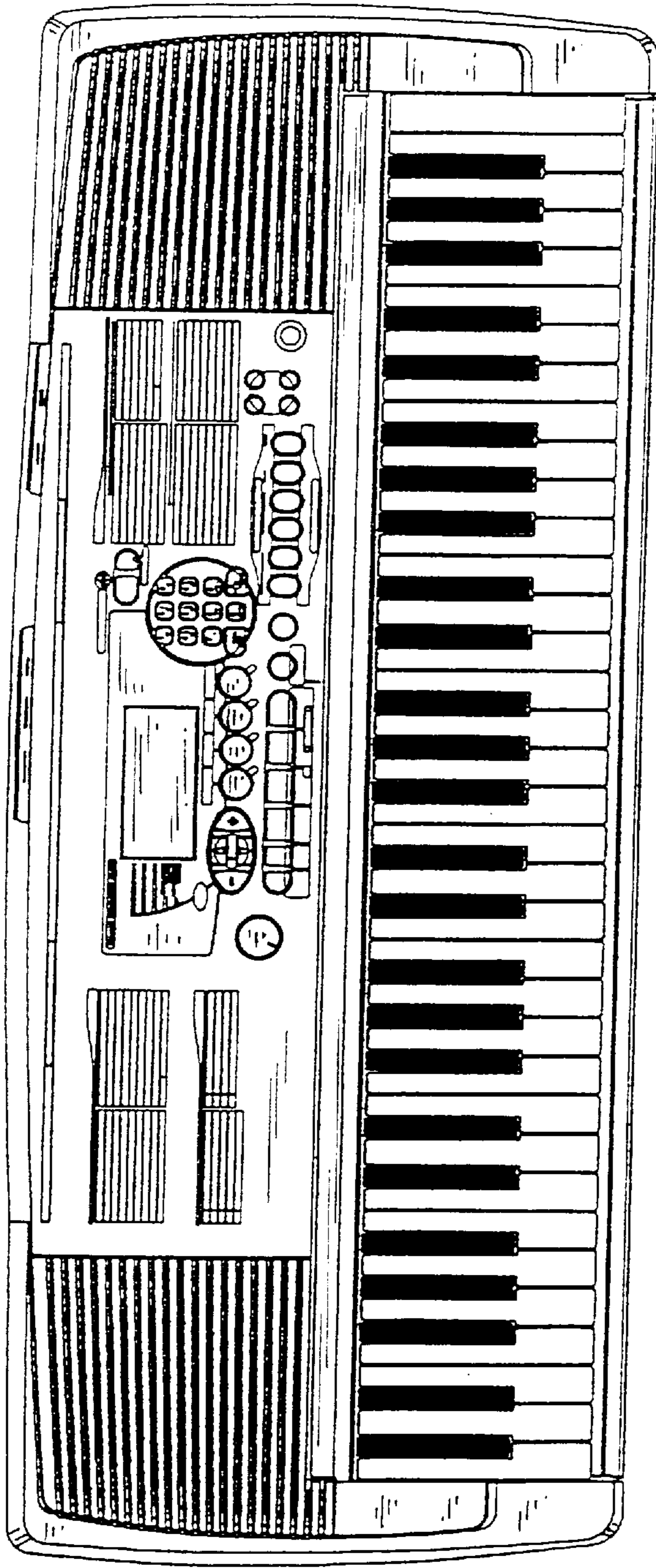


FIG. 2

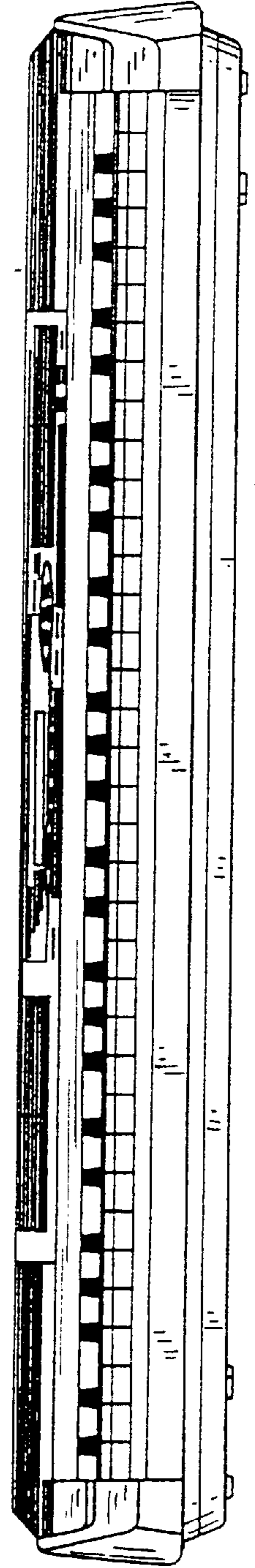


FIG. 3

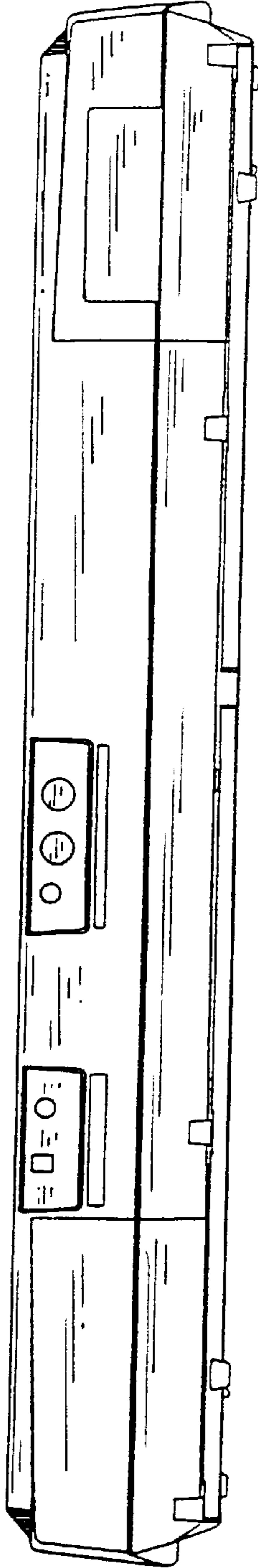


FIG. 4

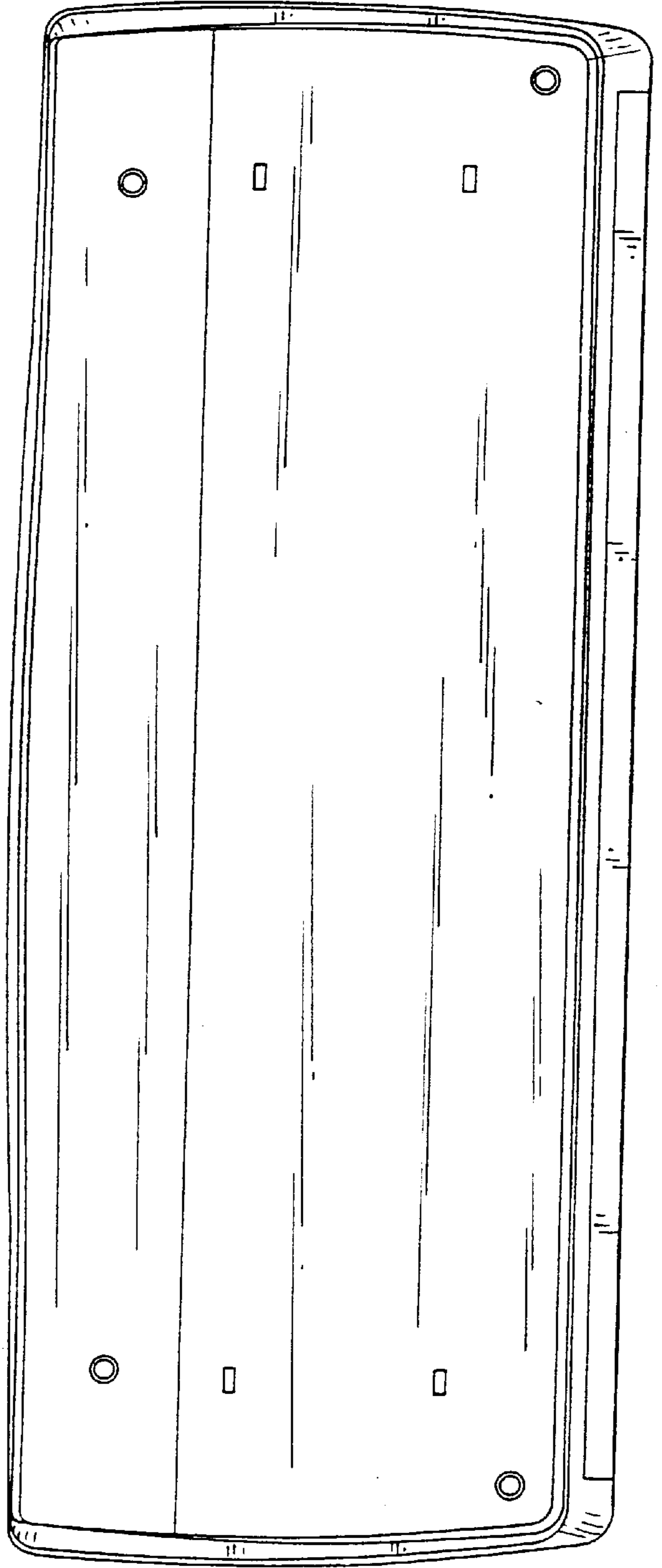


FIG. 6

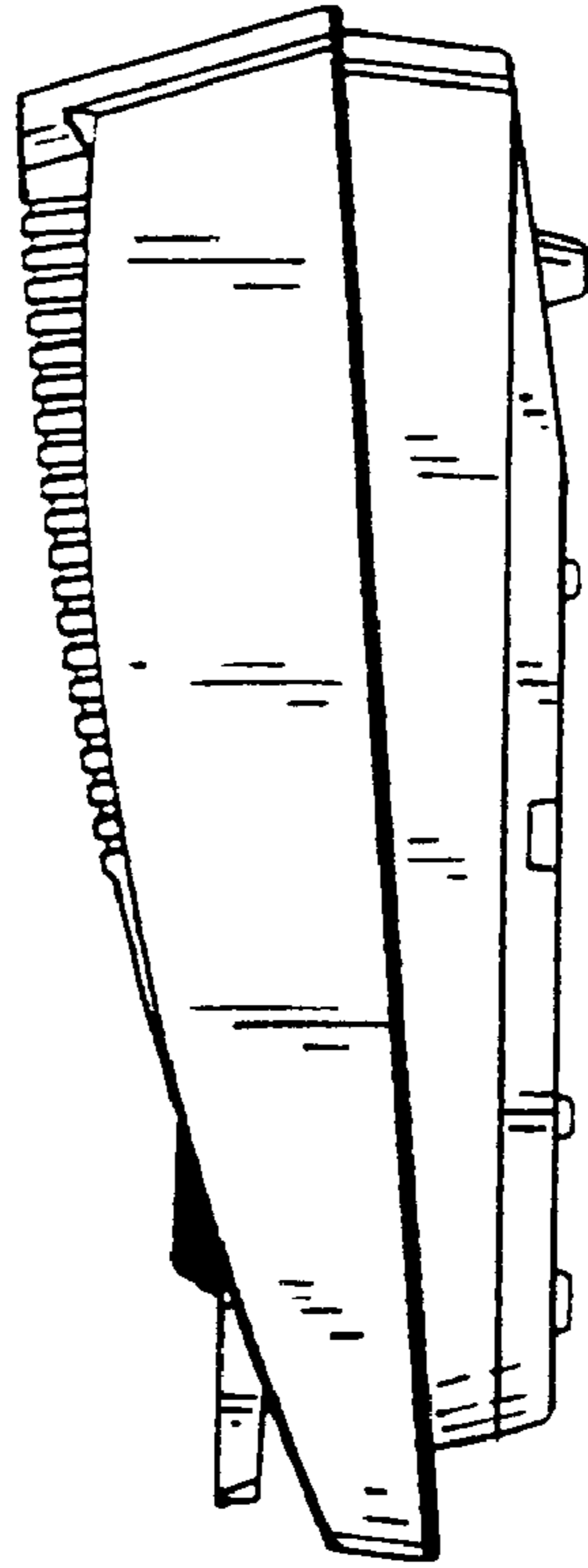


FIG. 5

