



US00D413616S

United States Patent [19]

Wang

[11] Patent Number: Des. 413,616

[45] Date of Patent: ** Sep. 7, 1999

[54] RIM OF GLASSES

D. 396,237 7/1998 Wang D16/101
D. 406,856 3/1999 Wang D16/307

[76] Inventor: **Wen-Te Wang**, No. 246-1, Kang Kou, Kang-Kou Tsun, An-Ting Hsiang, Tainan Hsien, Taiwan

Primary Examiner—Raphael Barkai
Attorney, Agent, or Firm—Rosenberg, Klein & Bilker

[**] Term: 14 Years

[57] CLAIM

[21] Appl. No.: 29/099,012

The ornamental design for rim of glasses, as shown and described.

[22] Filed: Jan. 11, 1999

DESCRIPTION

[51] LOC (6) Cl. 16-06

[52] U.S. Cl. D16/307; D16/101; D16/900

[58] Field of Search D16/101, 300-330, D16/900; D21/659-661, 617, 606, 609, 656; 351/41, 44, 51, 52, 158; 446/97, 268, 371

FIG. 1 is a perspective view of rim of glasse showing my new design;

FIG. 2 is a front elevation view thereof;

FIG. 3 is a rear elevation view thereof;

FIG. 4 is a left side elevation view thereof;

FIG. 5 is a right side elevation view thereof;

FIG. 6 is a top plan view thereof;

FIG. 7 is an underneath plan view thereof; and,


FIG. 8 is a perspective view thereof, the broken lines shown are for illustrative purposes only and form no part of the claimed design.

[56] References Cited

U.S. PATENT DOCUMENTS

D. 205,102 6/1966 Pawelka D21/617
D. 253,543 11/1979 Ferguson D21/606
D. 263,404 3/1982 Clark D21/606
D. 393,652 4/1998 Wang D16/900

1 Claim, 3 Drawing Sheets






FIG. 1




FIG. 2

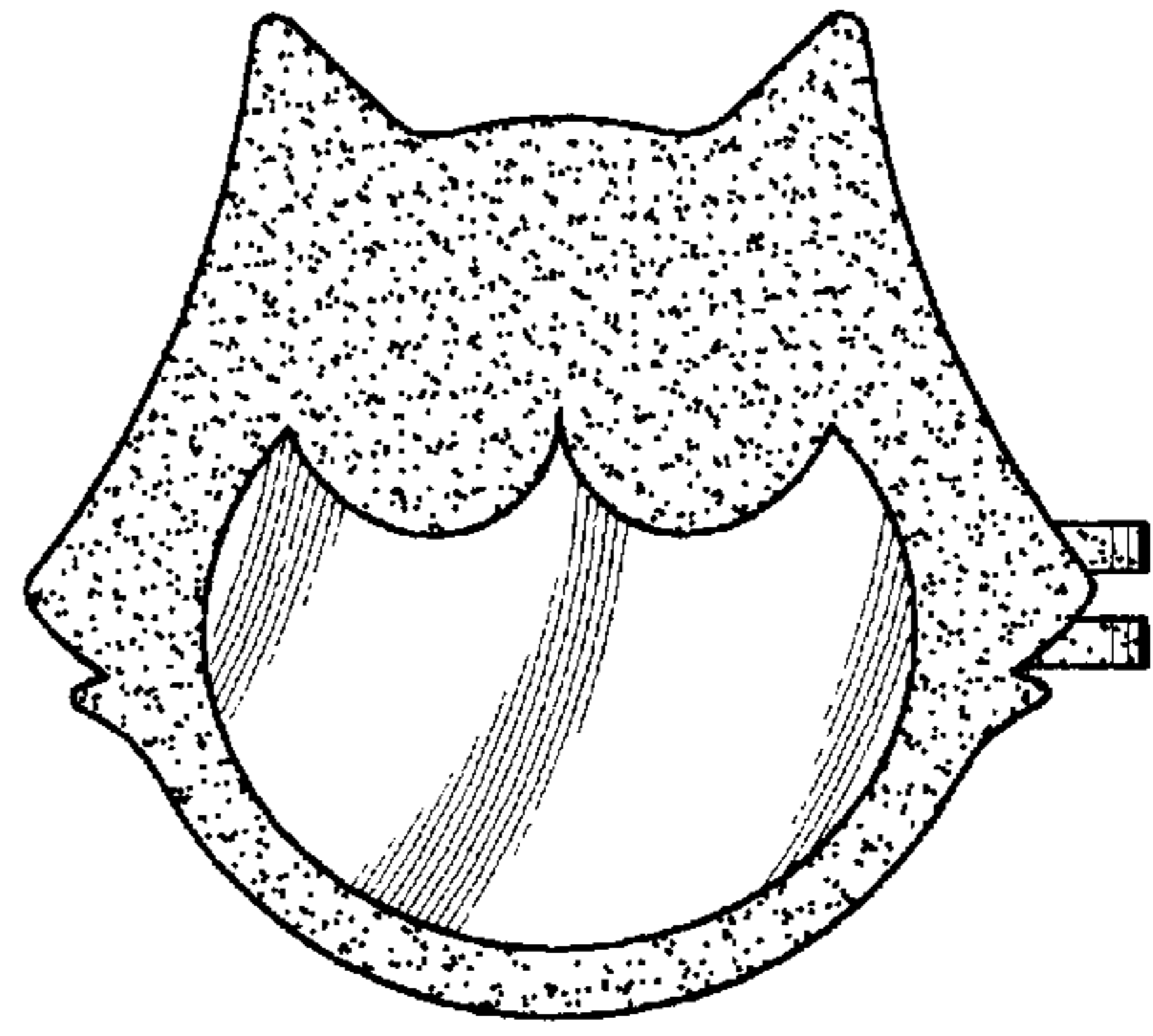


FIG. 3



FIG. 4



FIG. 5

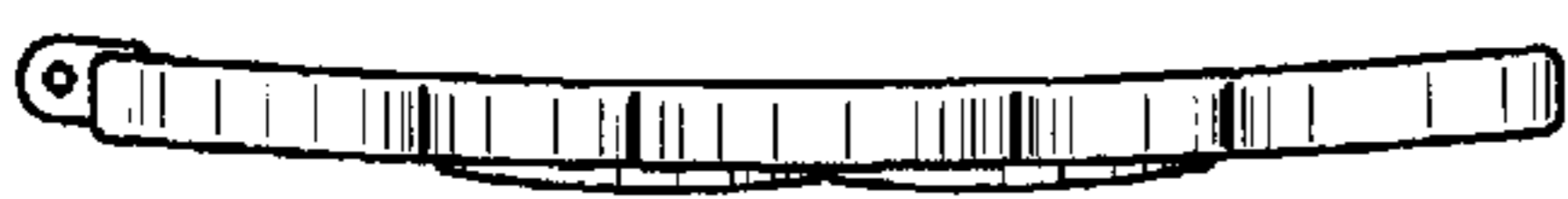


FIG. 6

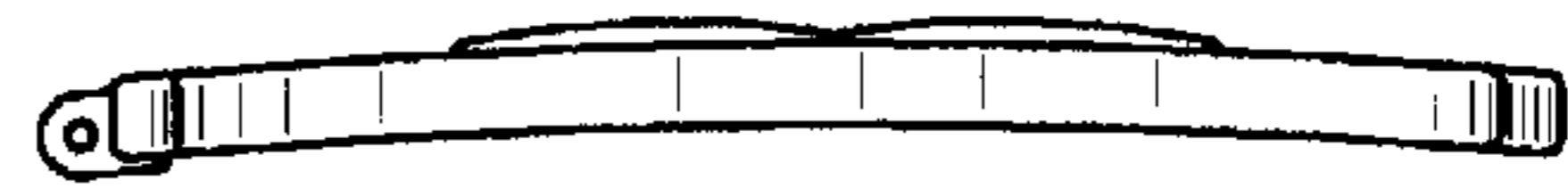


FIG. 7




FIG. 8