



US00D413615S

United States Patent [19]

Wang

[11] **Patent Number: Des. 413,615**

[45] **Date of Patent: ** Sep. 7, 1999**

[54] **RIM OF GLASSES**

[76] Inventor: **Wen-Te Wang**, No. 246-1, Kang Kou, Kang-Kou Tsun, An-Ting Hsiang, Tainan Hsien, Taiwan

[**] Term: **14 Years**

[21] Appl. No.: **29/099,011**

[22] Filed: **Jan. 11, 1999**

[51] **LOC (6) Cl. 16-06**

[52] **U.S. Cl. D16/307; D16/101; D16/900**

[58] **Field of Search D16/300-330, D16/101, 900; D21/617, 656, 659-661; 351/41, 44, 51, 52, 158; 446/97, 268, 371**

[56] **References Cited**

U.S. PATENT DOCUMENTS

- D. 67,677 6/1925 Schoenhut D21/617
- D. 73,546 9/1927 Wendel D21/617
- D. 82,802 12/1930 Disney D21/656
- D. 393,652 4/1998 Wang D16/900

- D. 396,237 7/1998 Wang D16/101
- D. 406,856 3/1999 Wang D16/307

Primary Examiner—Raphael Barkai
Attorney, Agent, or Firm—Rosenberg, Klein & Bilker

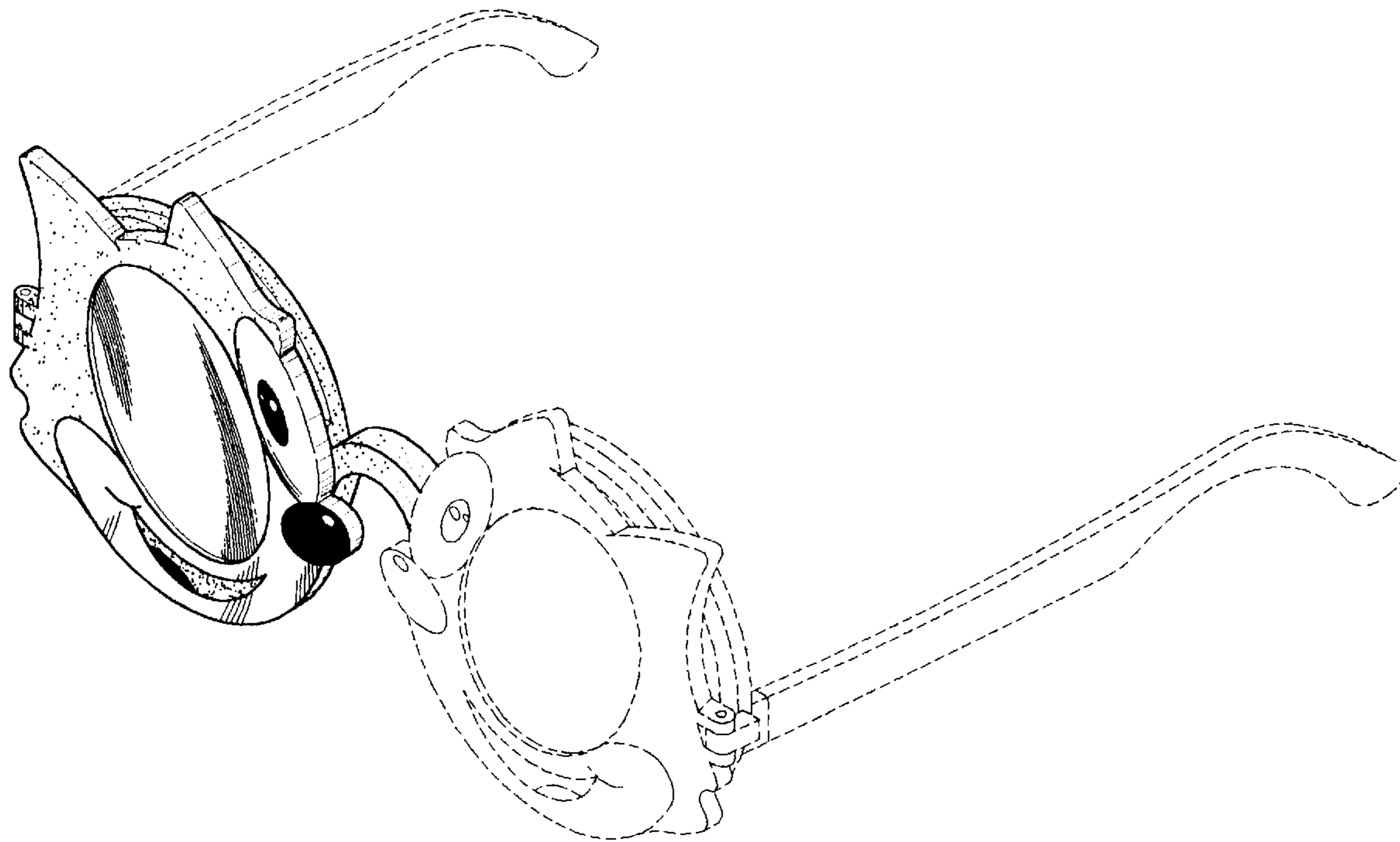
[57] **CLAIM**

The ornamental design for rim of glasses, as shown and described.

DESCRIPTION

FIG. 1 is a perspective view of rim of glasses showing my new design;
FIG. 2 is a front elevation view thereof;
FIG. 3 is a rear elevation view thereof;
FIG. 4 is a left side elevation view thereof;
FIG. 5 is a right side elevation view thereof;
FIG. 6 is a top plan view thereof;
FIG. 7 is an underneath plan view thereof; and,
FIG. 8 is a perspective view thereof, the broken lines shown are for illustrative purposes only and form no part of the claimed design.

1 Claim, 3 Drawing Sheets






FIG. 1




FIG. 2

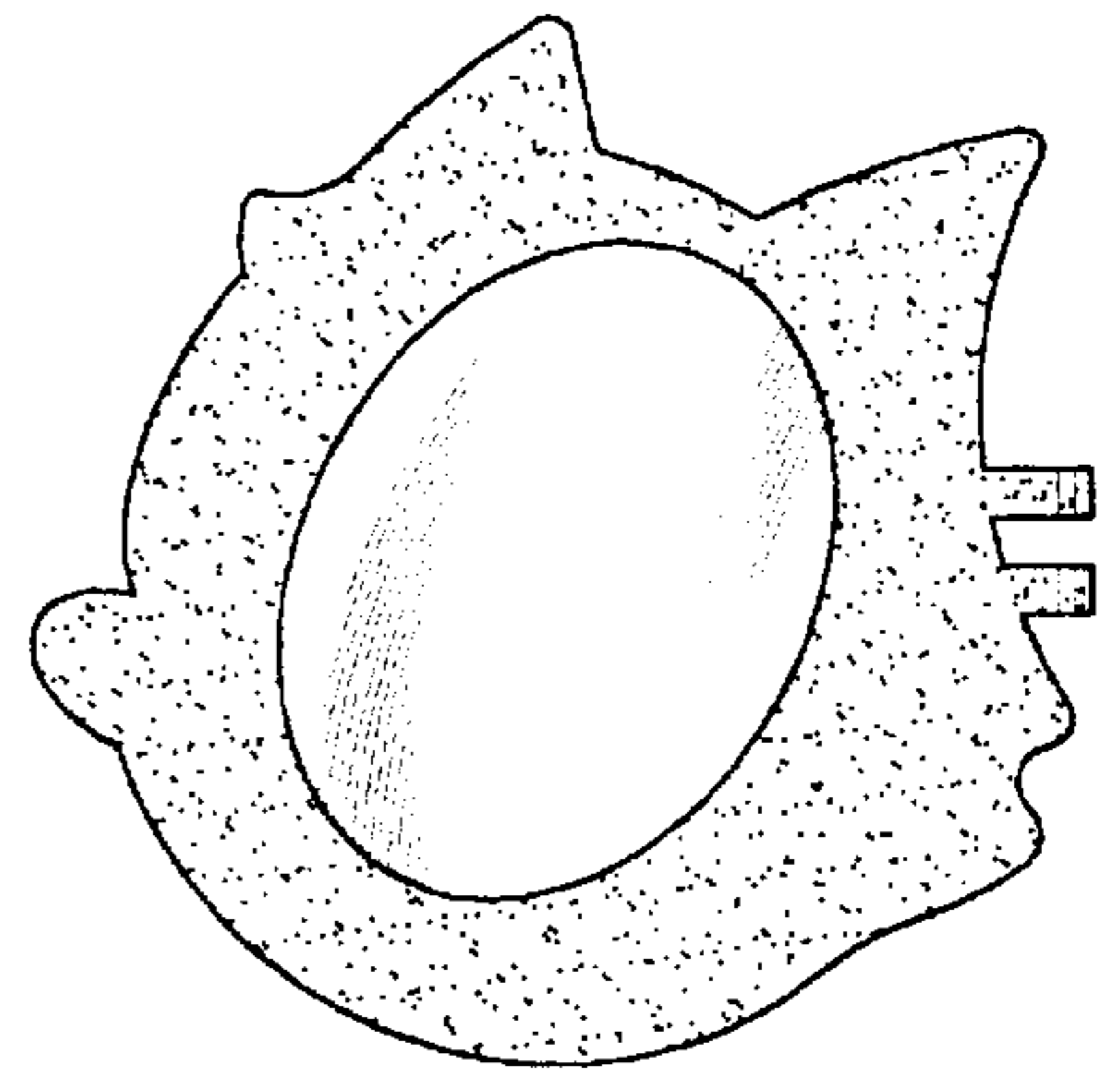


FIG. 3



FIG. 4



FIG. 5



FIG. 6




FIG. 7




FIG. 8