



US00D413611S

United States Patent [19]

[11] **Patent Number: Des. 413,611**

Wells

[45] **Date of Patent: ** Sep. 7, 1999**

[54] **ICE CREAM DISPENSER**

D. 268,840	5/1983	Reed	D7/300
D. 307,754	5/1990	Osrow et al.	D15/82
4,974,965	12/1990	Heinhold et al.	366/289

[76] Inventor: **Andrew Michael Wells**, Maple House, Main Street, Cosgrove, Milton Keynes, United Kingdom, MK19 7DL

Primary Examiner—Sandra L. Morris
Attorney, Agent, or Firm—Merchant & Gould

[**] Term: **14 Years**

[57] **CLAIM**

[21] Appl. No.: **29/093,802**

The ornamental design for an ice cream dispenser, as shown and described.

[22] Filed: **Sep. 18, 1998**

[51] **LOC (6) Cl.** **15-07**

[52] **U.S. Cl.** **D15/82**

[58] **Field of Search** D7/376, 380; D15/79, D15/81, 82; 62/76, 305, 309, 342, 343, 374, 376, 381, 529; 366/231, 244, 289

DESCRIPTION


FIG. 1 is a perspective view of the ice cream dispenser; FIG. 2 is a right-hand side view of the ice cream dispenser, as shown in FIG. 1; FIG. 3 is a left-hand side view of the ice cream dispenser; FIG. 4 is a front view of the ice cream dispenser; and, FIG. 5 is a top view of the ice cream dispenser.

[56] **References Cited**

U.S. PATENT DOCUMENTS

D. 262,429 12/1981 Elm D7/376

1 Claim, 3 Drawing Sheets






Fig. 1

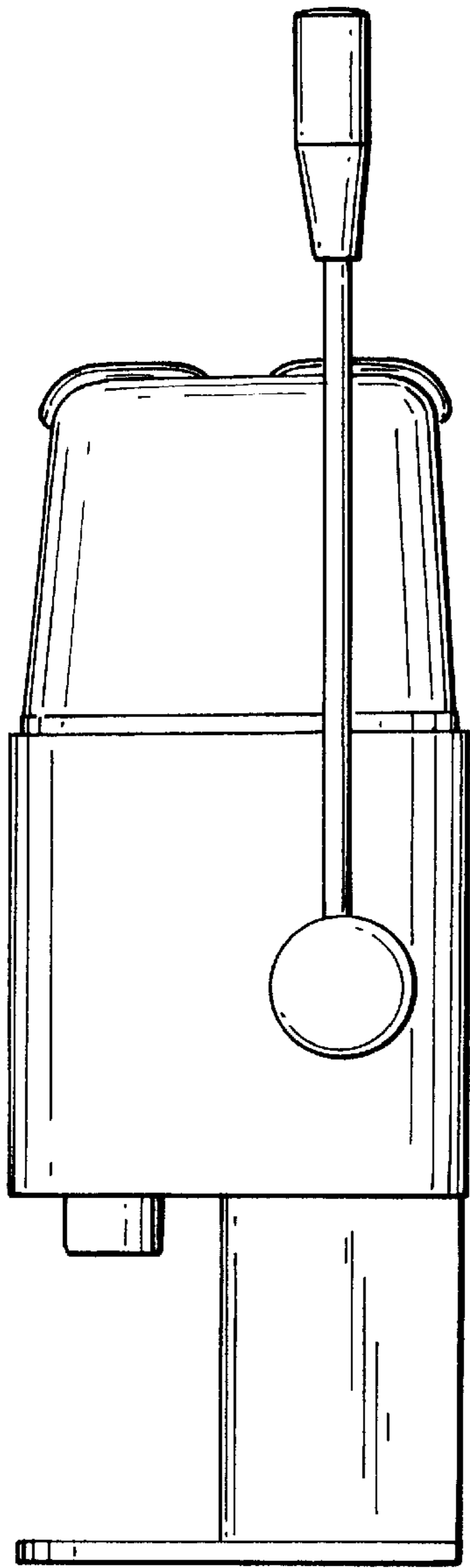


Fig. 2

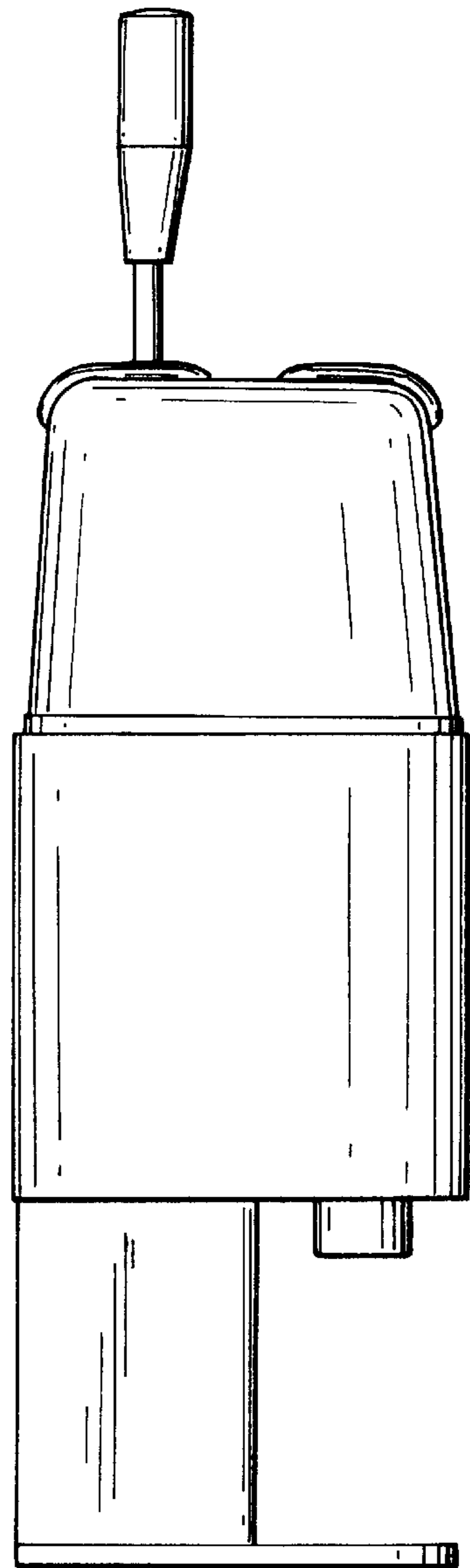


Fig. 3




Fig. 4

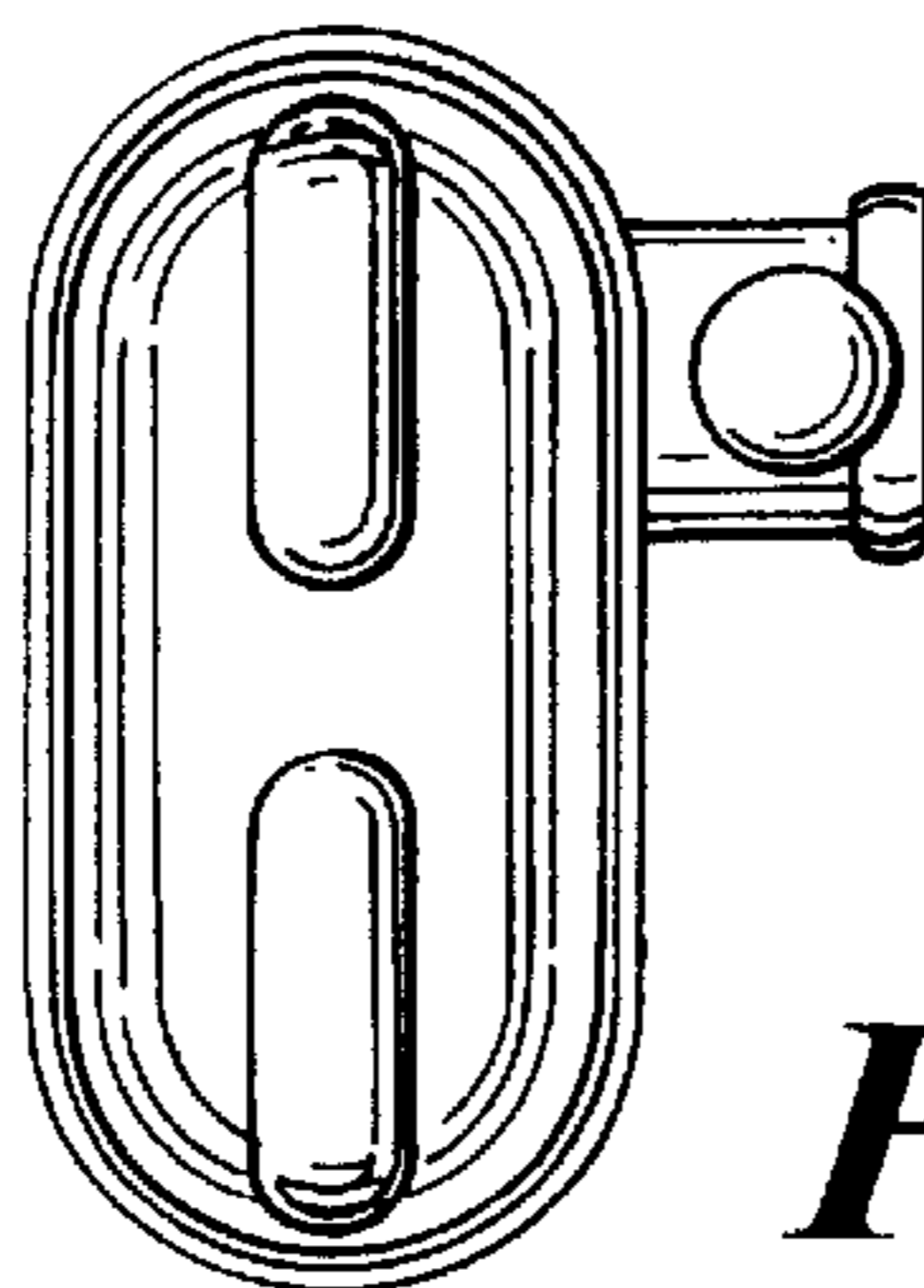


Fig. 5