



US00D413605S

United States Patent [19]

Thomas

[11] **Patent Number: Des. 413,605**

[45] **Date of Patent: ** Sep. 7, 1999**

[54] **REMOTE CALLER IDENTIFICATION DEVICE**

D. 398,006 9/1998 Kataoka et al. D14/191
5,694,462 12/1997 Shearer 379/211

[76] Inventor: **Lisa Thomas**, 2476 Bolsover #274,
Houston, Tex. 77005

[**] Term: **14 Years**

[21] Appl. No.: **29/077,345**

[22] Filed: **Sep. 30, 1997**

[51] **LOC (6) Cl. 14-03**

[52] **U.S. Cl. D14/240; D10/15; D14/191**

[58] **Field of Search** D14/137, 138,
D14/148, 147, 149-151, 140-142, 240,
100, 107, 114, 191; 379/433-436, 419,
420, 428, 440, 142, 441, 442; D13/162,
164, 184; D10/2, 15; 455/550-575, 90

[56] **References Cited**

U.S. PATENT DOCUMENTS

D. 284,472 7/1986 Nakatani et al. D14/191
D. 297,713 9/1988 Rittenhouse et al. D10/15
D. 301,839 6/1989 Houlihan D10/15
D. 327,267 6/1992 Schied et al. D14/191
D. 348,674 7/1994 Lindeman et al. D14/240
D. 349,501 8/1994 Fan D14/240
D. 353,592 12/1994 Davis et al. D14/191
D. 377,937 2/1997 Tucker D14/240
D. 390,133 2/1998 Jordan D10/15 X

OTHER PUBLICATIONS

Best Catalog, p. P19, Item D AT&T Call Display 85 plus,
1995/96.

Hello Direct, p. 38, items 3719R and 3436R, fall 1996.

Hello Direct, p. 41, item 3435Fat top left of page, sum 1993.

Primary Examiner—Jeffrey Asch

[57] **CLAIM**

The ornamental design for a remote caller identification device, as shown.

DESCRIPTION

FIG. 1 is a front elevational view of the remote caller identification device of the present invention;

FIG. 2 is a back elevational view of the remote caller identification device of FIG. 1;

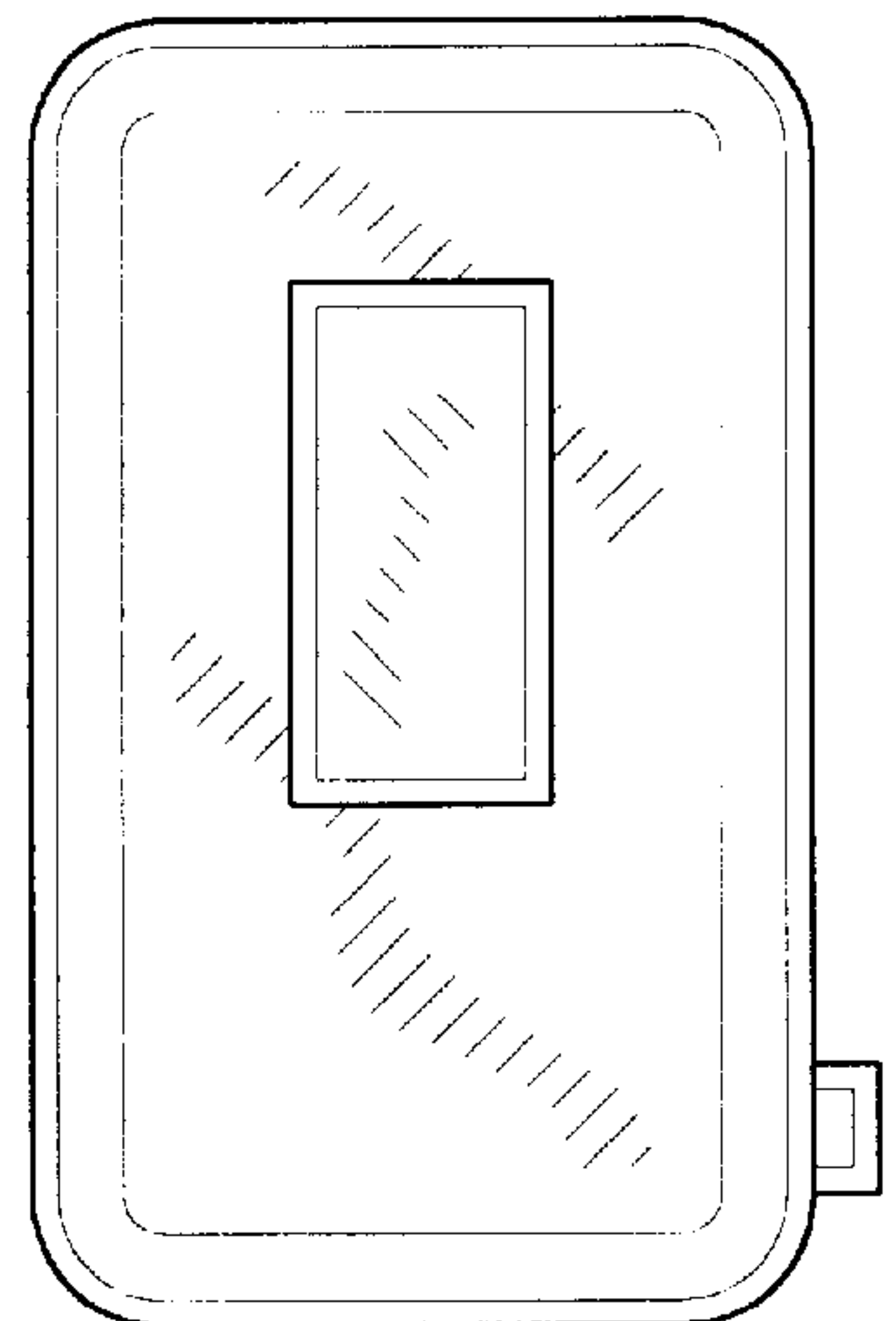
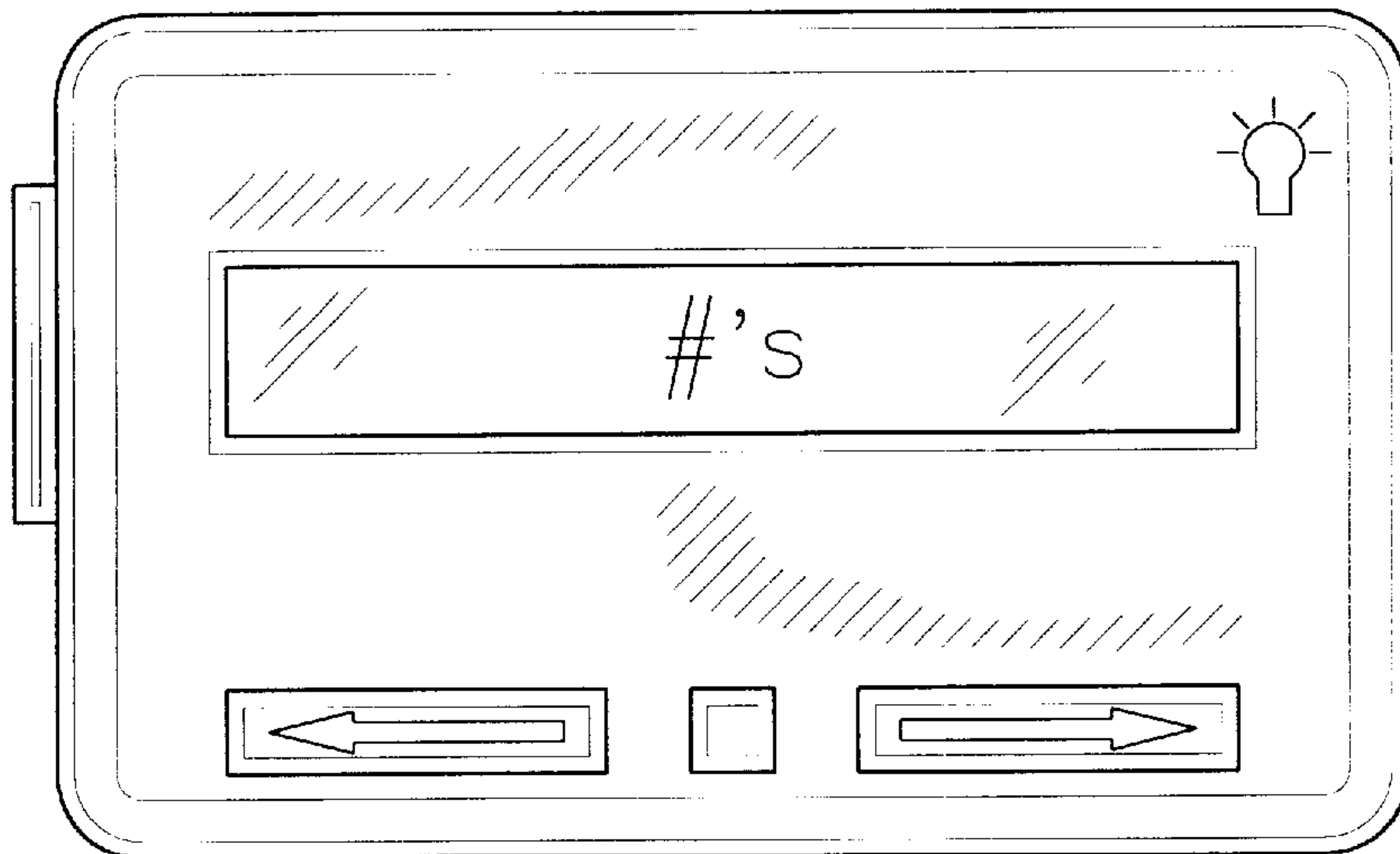
FIG. 3 is a left side elevational view of the remote caller identification device of FIG. 1;

FIG. 4 is a right side elevational view of the remote caller identification device of FIG. 1;

FIG. 5 is a top plan view of the remote caller identification device of FIG. 1; and,

FIG. 6 is a bottom plan view of the remote caller identification device of FIG. 1.

1 Claim, 3 Drawing Sheets



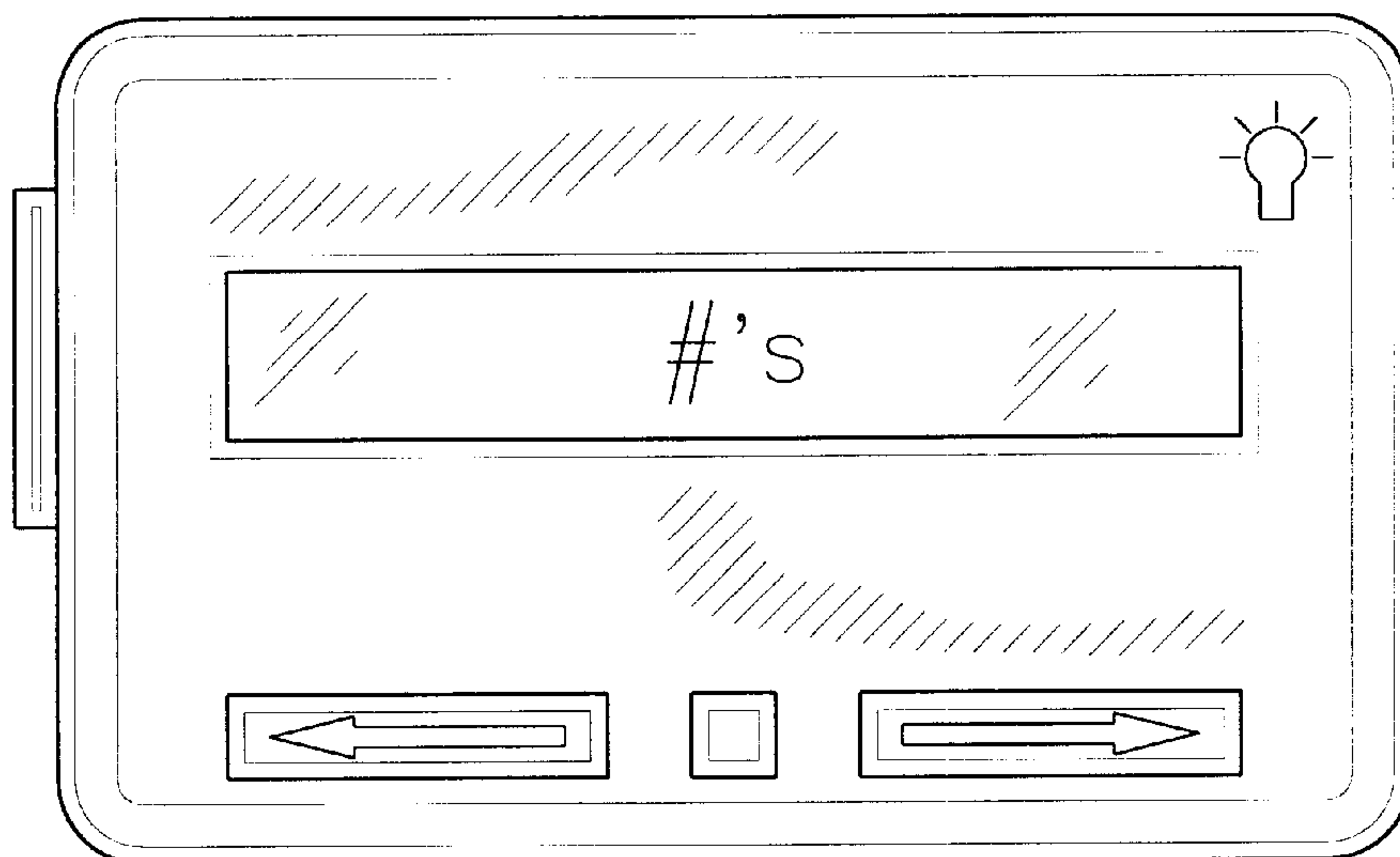


Fig. 1




Fig. 2

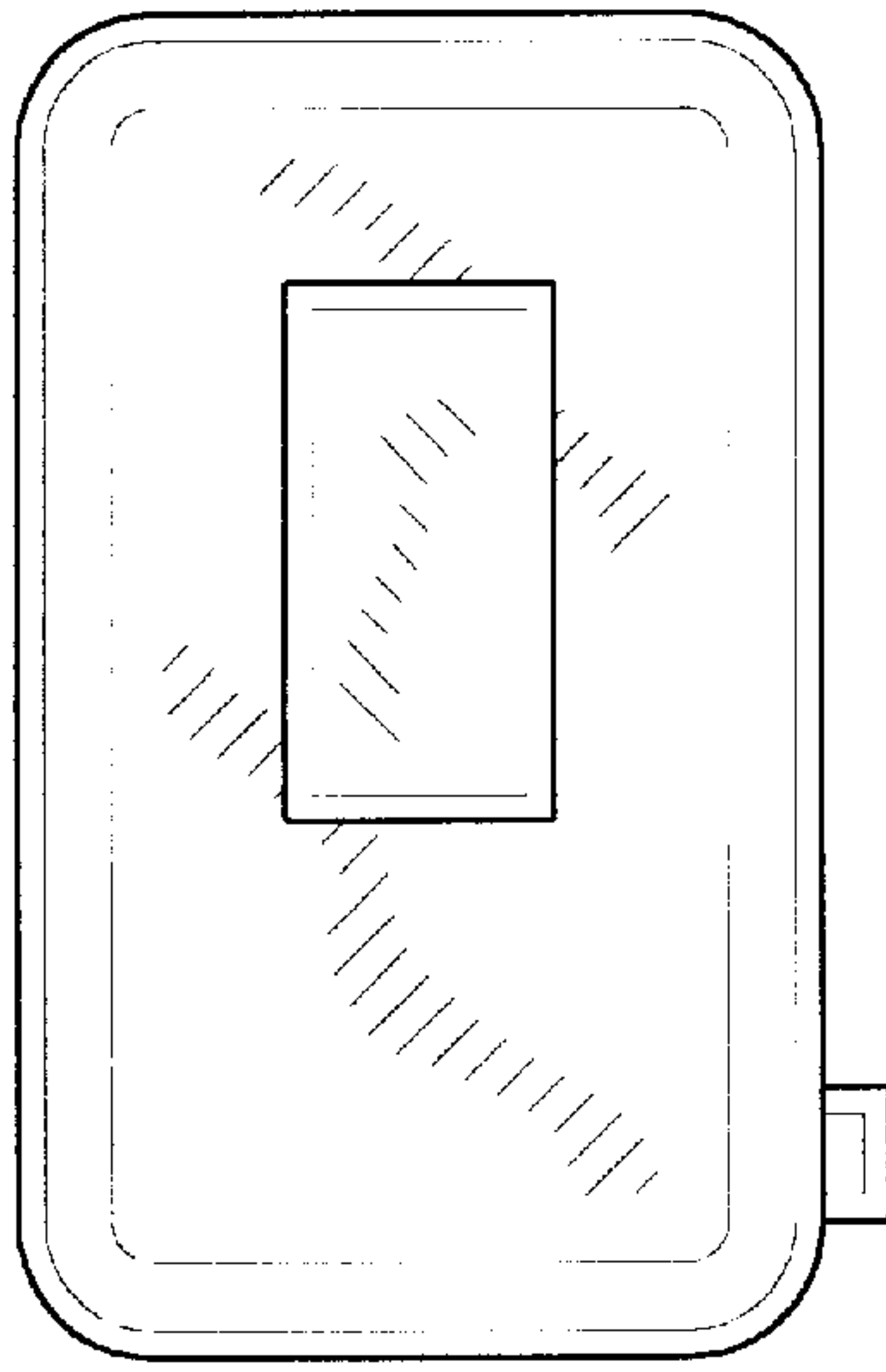


Fig. 3




Fig. 4




Fig. 5

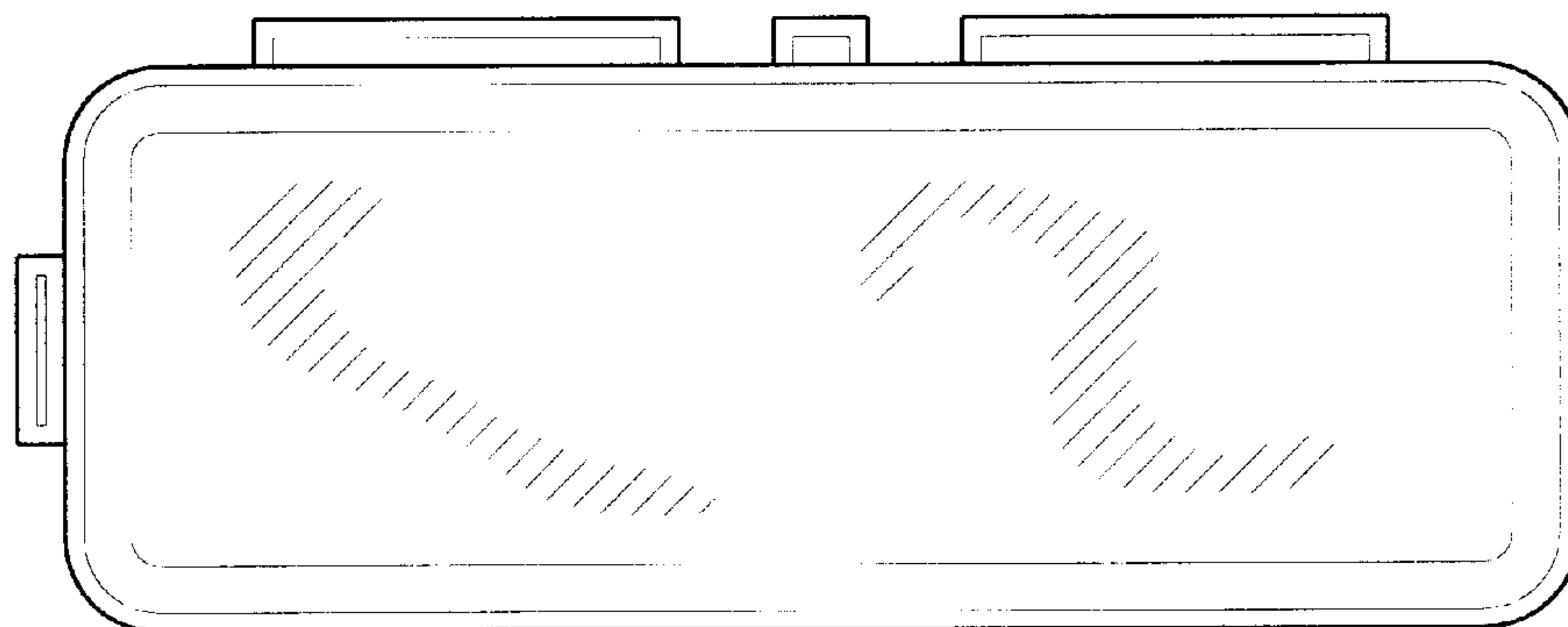


Fig. 6