



US00D413573S

United States Patent [19]

Yip et al.

[11] **Patent Number: Des. 413,573**

[45] **Date of Patent: ** Sep. 7, 1999**

[54] **TELECOMMUNICATIONS OUTLET**

D. 400,859	11/1998	Tulley et al.	D13/147
5,288,243	2/1994	Mergless	439/357
5,433,633	7/1995	Matsumoto et al.	439/607

[75] Inventors: **Maxwell Yip**, Trumbull; **Denny Lo**, Danbury; **Randy Below**, Cheshire; **John A. Siemon**, Woodbury, all of Conn.

Primary Examiner—Joel Sincavage
Attorney, Agent, or Firm—Cantor Colburn LLP

[73] Assignee: **The Siemon Company**, Watertown, Conn.

[57] **CLAIM**

[**] Term: **14 Years**

The ornamental design of telecommunications outlet, as shown and described.

[21] Appl. No.: **29/085,455**

DESCRIPTION

[22] Filed: **Mar. 24, 1998**

FIG. 1 is a top plan view of telecommunications outlet showing a first embodiment of our new design;

[51] **LOC (6) Cl. 13-03**

FIG. 2 is a front view thereof;

[52] **U.S. Cl. D13/146**

FIG. 3 is a right side view thereof;

[58] **Field of Search D13/146, 147, D13/133; 439/351, 354, 355, 357, 358, 594-598, 752**

FIG. 4 is a left side view thereof;

FIG. 5 is a rear view thereof; and,

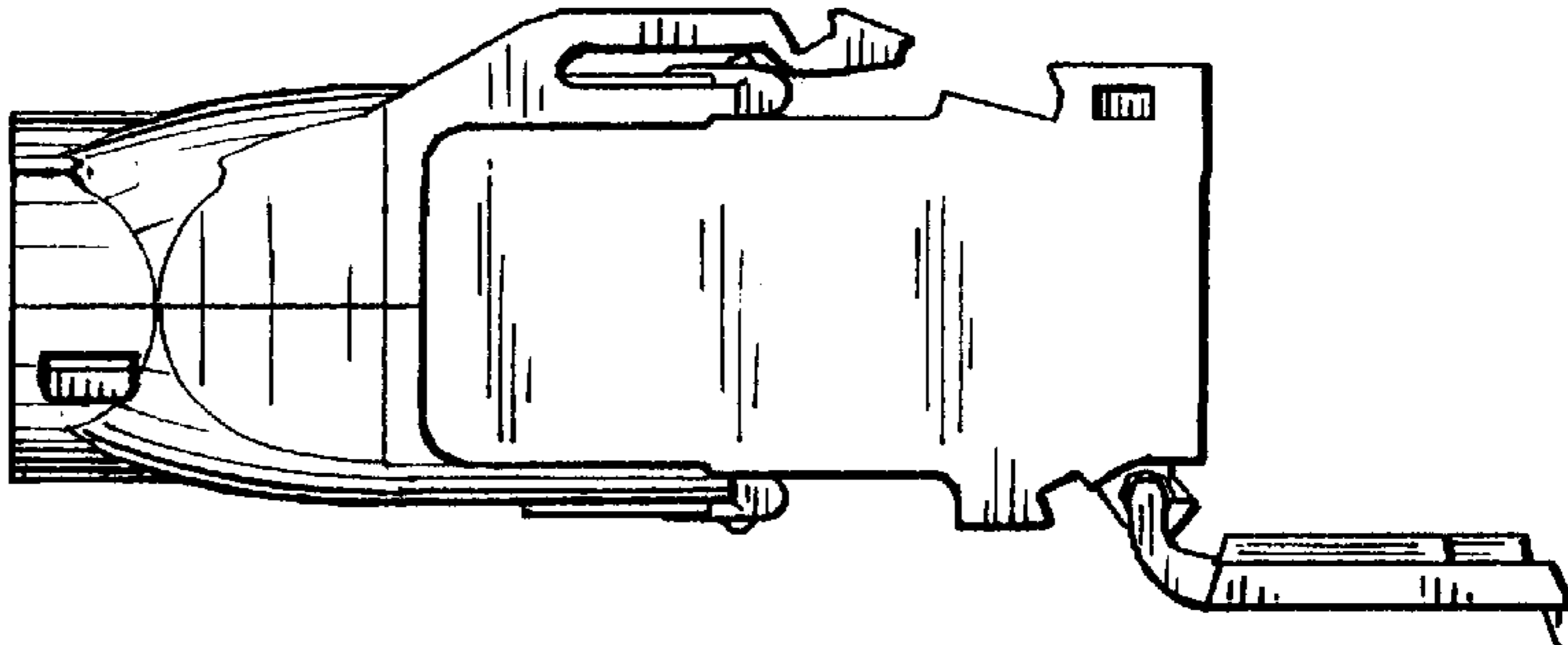

FIG. 6 is a bottom plan view thereof.

[56] **References Cited**

U.S. PATENT DOCUMENTS

D. 397,323 8/1998 Tulley et al. D13/147

1 Claim, 1 Drawing Sheet



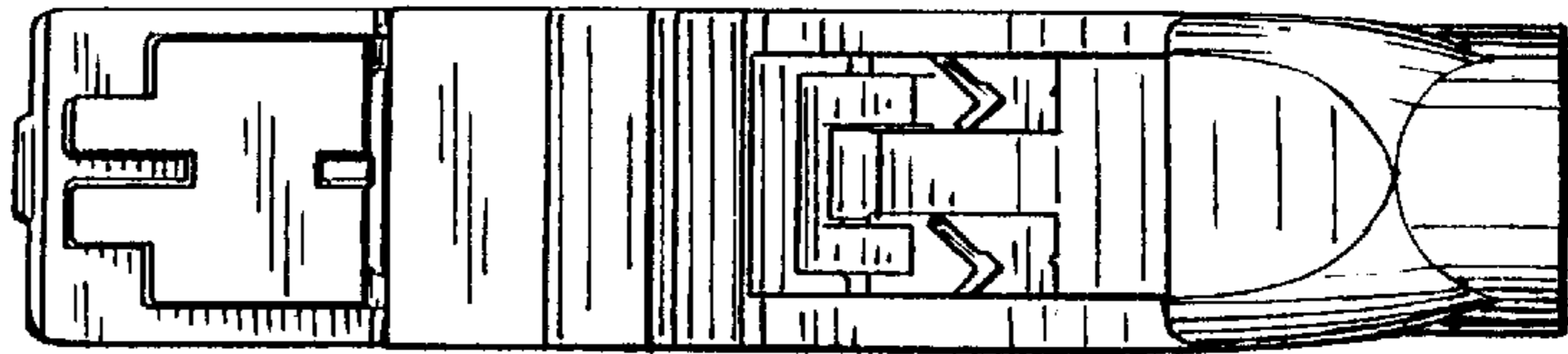


FIG. 1




FIG. 2

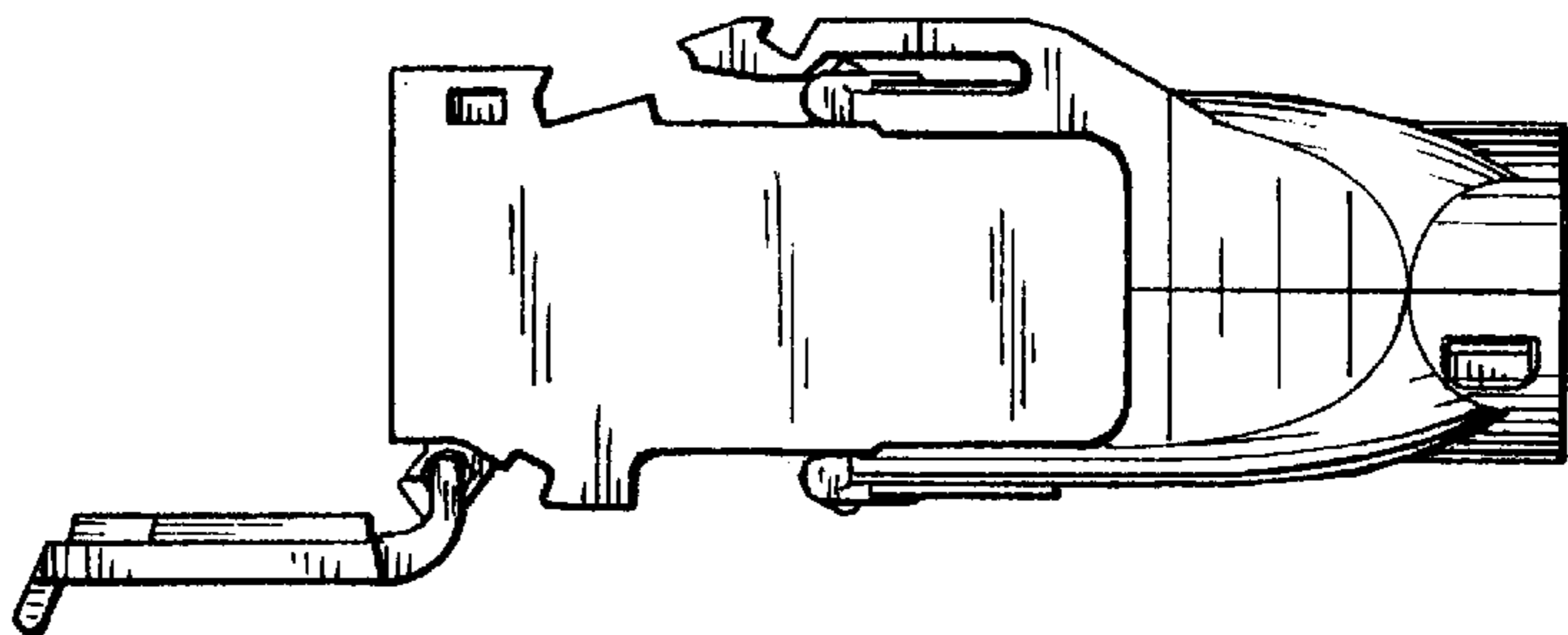


FIG. 4

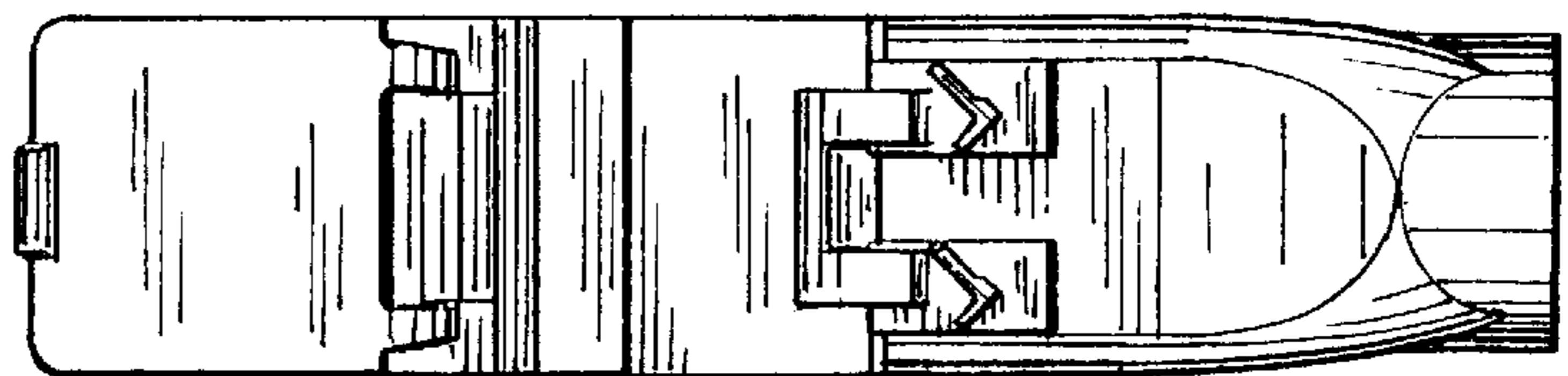


FIG. 6




FIG. 5

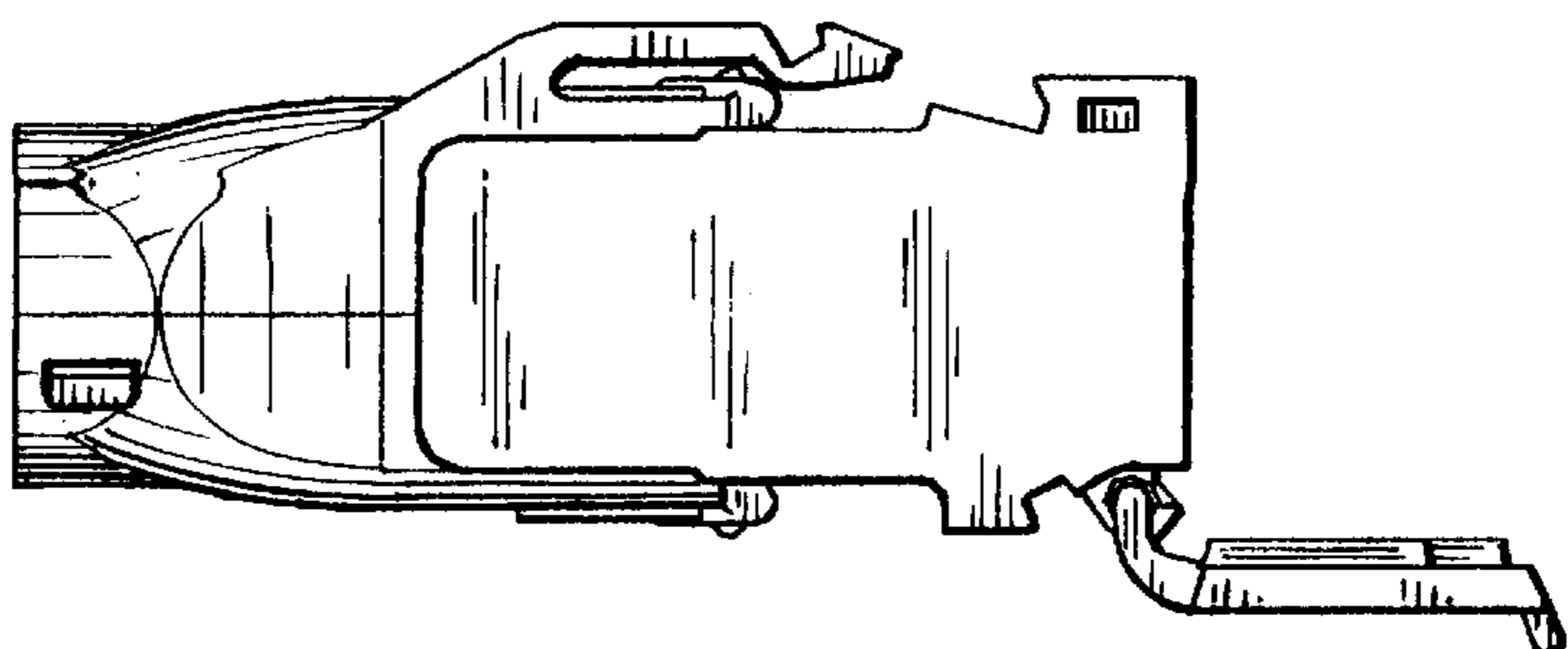


FIG. 3