



US00D413560S

United States Patent [19]
Sambell

[11] **Patent Number: Des. 413,560**

[45] **Date of Patent: ** Sep. 7, 1999**

[54] **COMBINED AUTOMOBILE COVER AND AERODYNAMICALLY SHAPED HOUSING**

[76] Inventor: **Kenneth William Sambell**, 3412 Little Rd., Arlington, Tex. 76016

[**] Term: **14 Years**

[21] Appl. No.: **29/091,961**

[22] Filed: **Aug. 10, 1998**

[51] **LOC (6) Cl.** **12-16**

[52] **U.S. Cl.** **D12/181; D12/401**

[58] **Field of Search** D12/181, 401, D12/190; 180/903; 296/136, 95.1, 180.1-180.5, 98, 208, 82, 100; 160/370.21, 370.22, 133, DIG. 1-3; 150/166, 168

[56] **References Cited**

U.S. PATENT DOCUMENTS

D. 323,803	2/1992	Shimasaki	D12/401
D. 349,085	7/1994	Borgmann et al.	D12/181
D. 354,039	1/1995	Kuoppala	D12/401
D. 401,199	11/1998	Kovach et al.	D12/181
D. 403,638	1/1999	Boniface et al.	D12/181
4,929,016	5/1990	Kastanis	296/136
5,378,035	1/1995	Wu	296/136
5,567,002	10/1996	Tair	296/136
5,762,393	6/1998	Darmas, Sr.	296/98

Primary Examiner—Doris V. Coles
Assistant Examiner—Stacia Sinuik

[57] **CLAIM**

The ornamental design for a combined automobile cover and aerodynamically shaped housing, as shown and described.

DESCRIPTION

FIG. 1 is a top elevation view of a combined automobile cover and aerodynamically shaped housing, showing my new design;

FIG. 2 is a bottom elevation view thereof;

FIG. 3 is a side elevation view thereof;

FIG. 4 is a front elevation view thereof;

FIG. 5 is a back elevation view thereof;

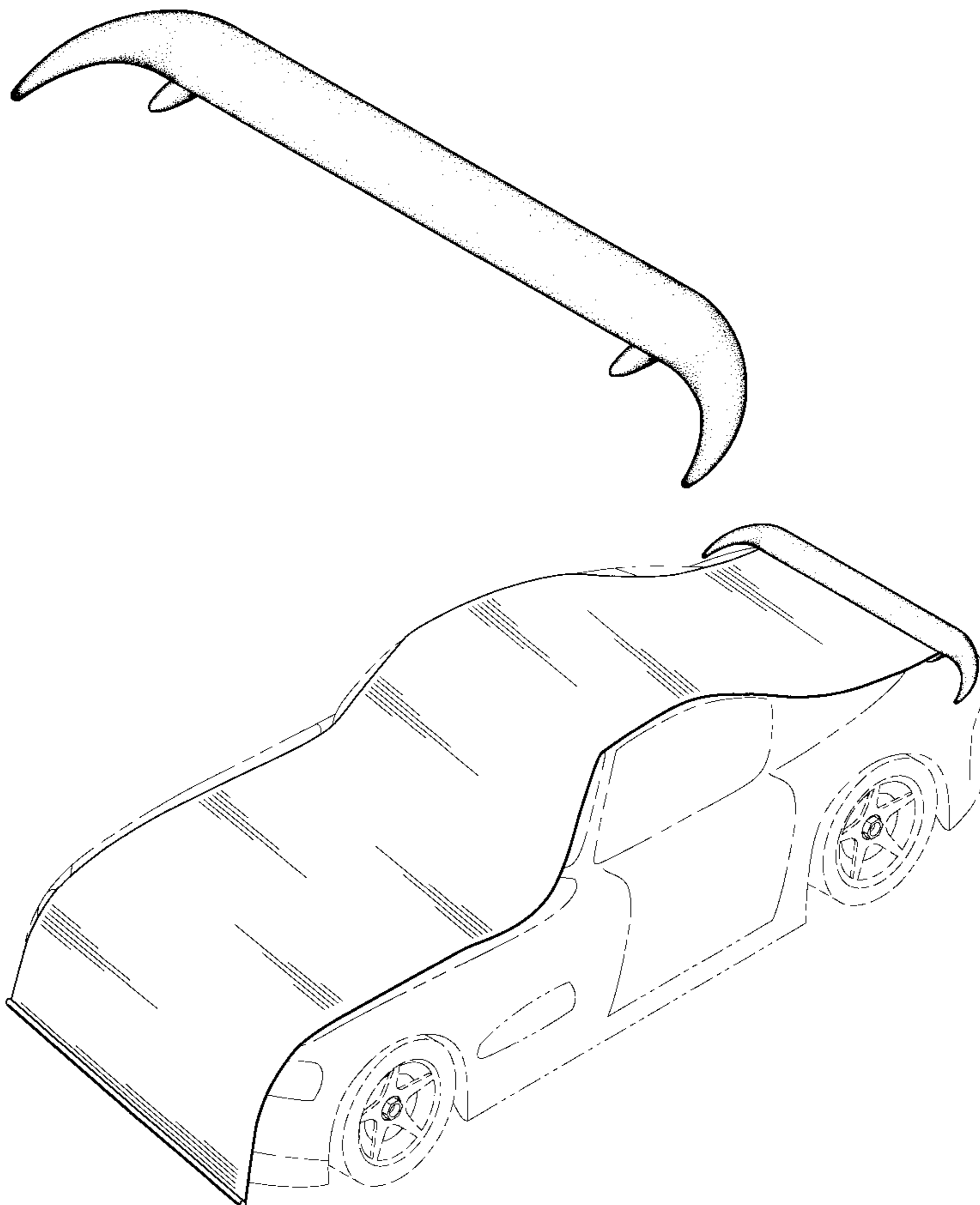
FIG. 6 is a perspective view of a combined automobile cover and aerodynamically shaped housing showing my new design;

FIG. 7 is a reduced perspective view of a combined automobile cover and aerodynamically shaped housing shown mounted on an automobile; and,

FIG. 8 a reduced perspective view of a combined automobile cover and aerodynamically shaped housing shown mounted on an automobile with the cover extracted from the housing.

The broken lines in FIGS. 7 and 8 are for purposes of illustration only and form no part of the claimed design.

1 Claim, 5 Drawing Sheets






Fig. 1

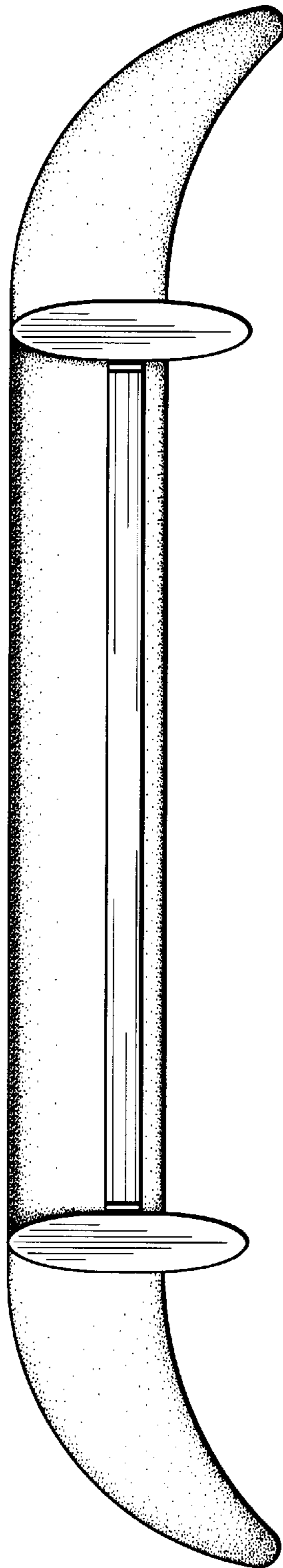


Fig. 2




Fig. 3

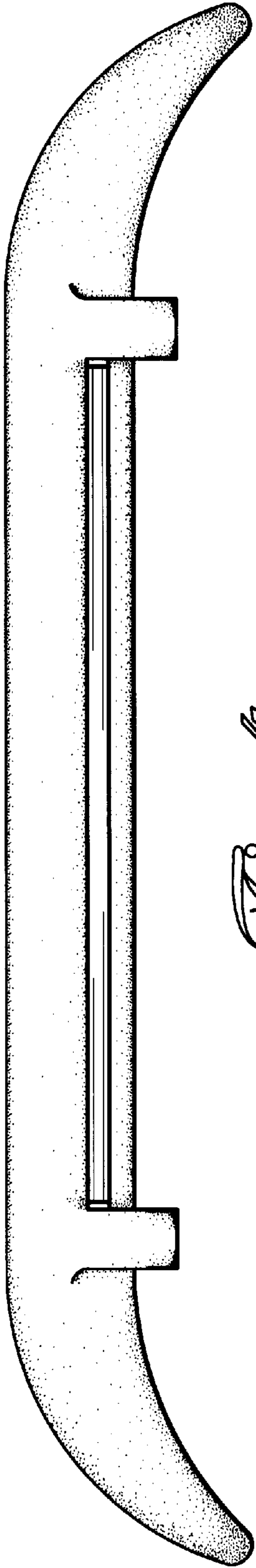


Fig. 4




Fig. 5




Fig. 6

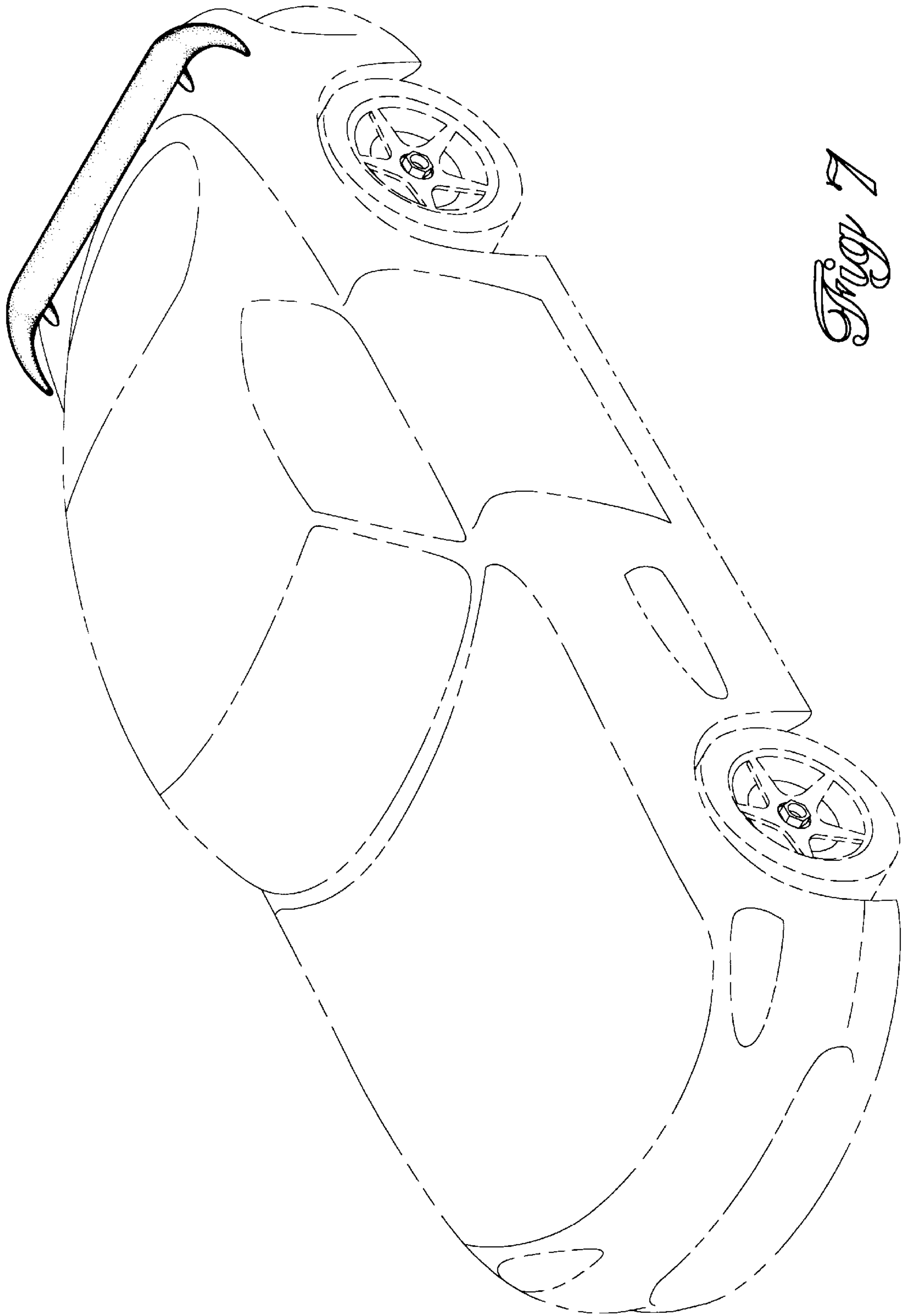


Fig. 7




Fig. 8