



US00D413557S

United States Patent [19]

Bonko

[11] **Patent Number: Des. 413,557**

[45] **Date of Patent: ** Sep. 7, 1999**

[54] **TRACTION TIRE**

[75] **Inventor: Mark Leonard Bonko**, Uniontown, Ohio

[73] **Assignee: The Goodyear Tire & Rubber Company**, Akron, Ohio

[**] **Term: 14 Years**

[21] **Appl. No.: 29/093,057**

[22] **Filed: Sep. 2, 1998**

[51] **LOC (6) Cl. 12-15**

[52] **U.S. Cl. D12/146**

[58] **Field of Search** D12/138-151;
152/209.1, 209.8, 209.9, 209.11, 209.16,
209.18, 209.19, 209.28, 900, 901, 902,
903

[56] **References Cited**

U.S. PATENT DOCUMENTS

D. 99,597	5/1936	Caldwell	D12/146
D. 104,503	5/1937	Partenheimer	D12/147
D. 155,065	9/1949	Bete	D12/146
D. 168,675	1/1953	Custer	D12/146

D. 367,448	2/1996	Baus et al.	D12/146
D. 385,519	10/1997	DeBriey-Terlinden et al.	D12/147
3,196,920	7/1965	Fishman	152/209.12
3,770,038	11/1973	Wolfe	152/209.12

OTHER PUBLICATIONS

Dico—Premium Wide Trac TL—N—p. 172.
Dynastar—Industrial Deep Lug TT—N—p. 172.
General—Deep Mine Lug (Industrial)(NHS)—TL—TT—N—p. 176.
Toyo G—25EDT (E—4) TL—N—p. 181.

Primary Examiner—Robert M. Spear
Attorney, Agent, or Firm—David L King

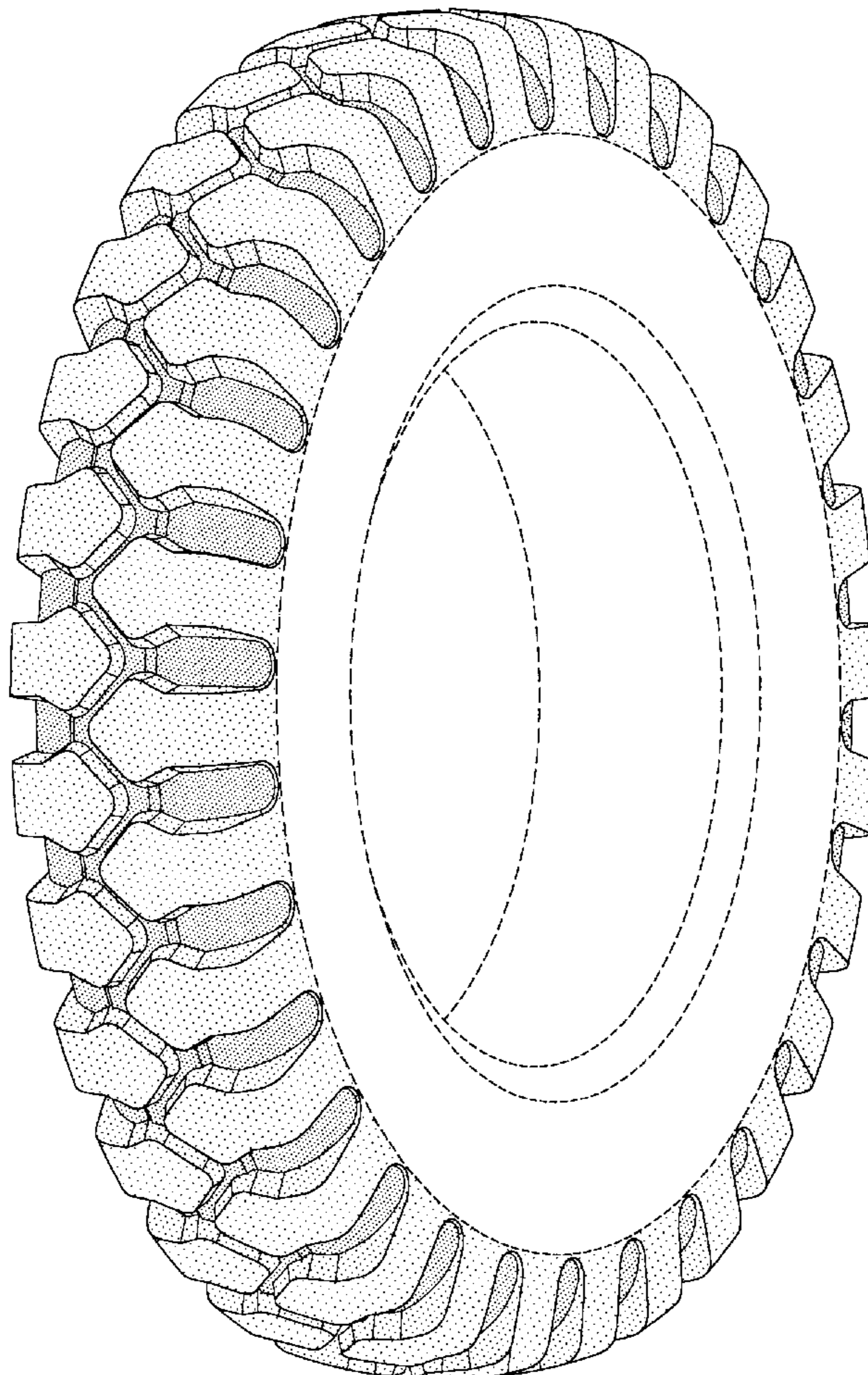
[57] **CLAIM**

The ornamental design for traction tire, as shown and described.

DESCRIPTION

FIG. 1 is a perspective view showing the traction tire;
FIG. 2 is a front elevational view thereof;
FIG. 3 is a side elevational view thereof; and,
FIG. 4 is an enlarged fragmentary view of a portion of the tire tread as illustrated in FIG. 2.

1 Claim, 4 Drawing Sheets



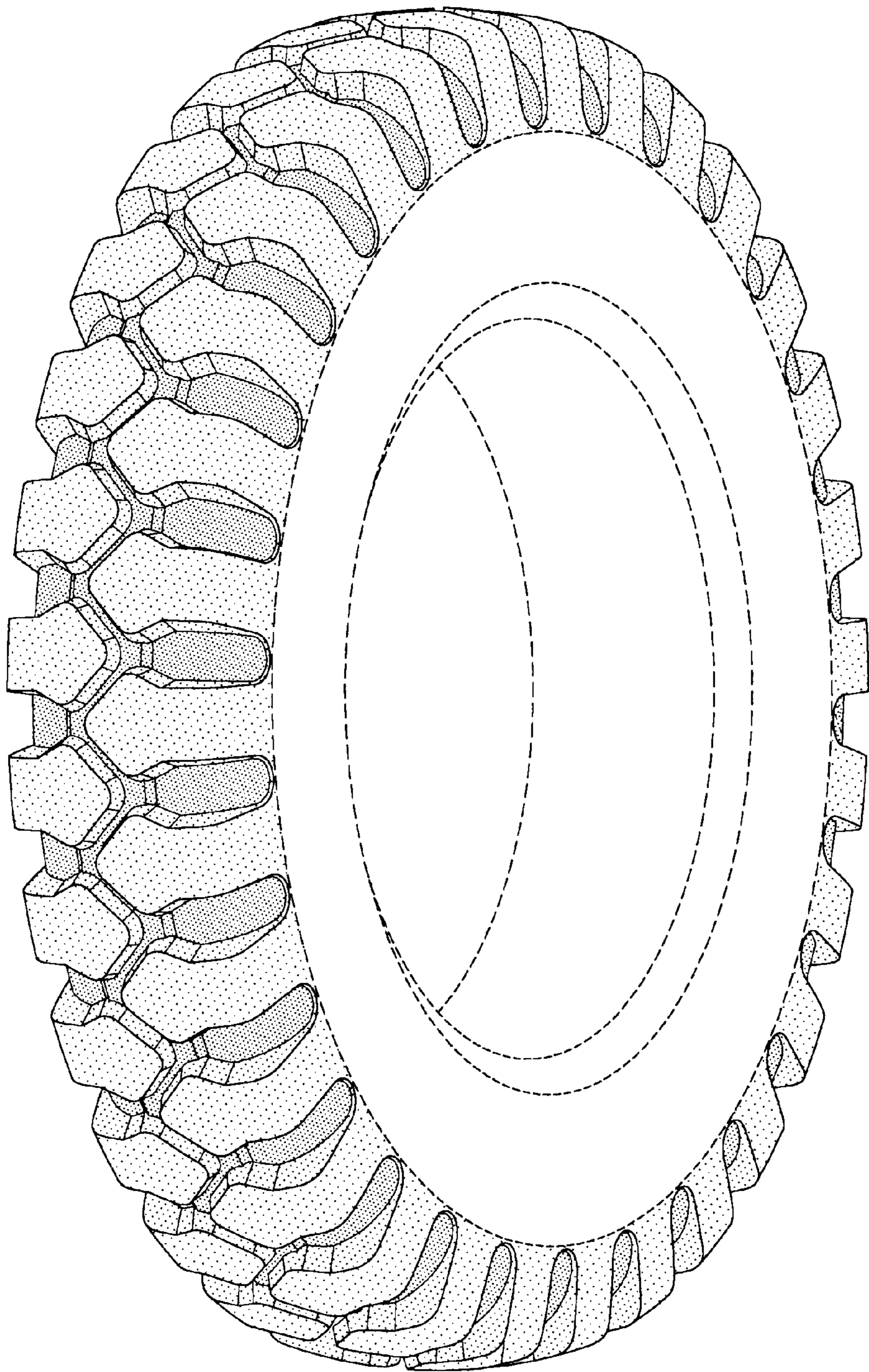


FIG-1

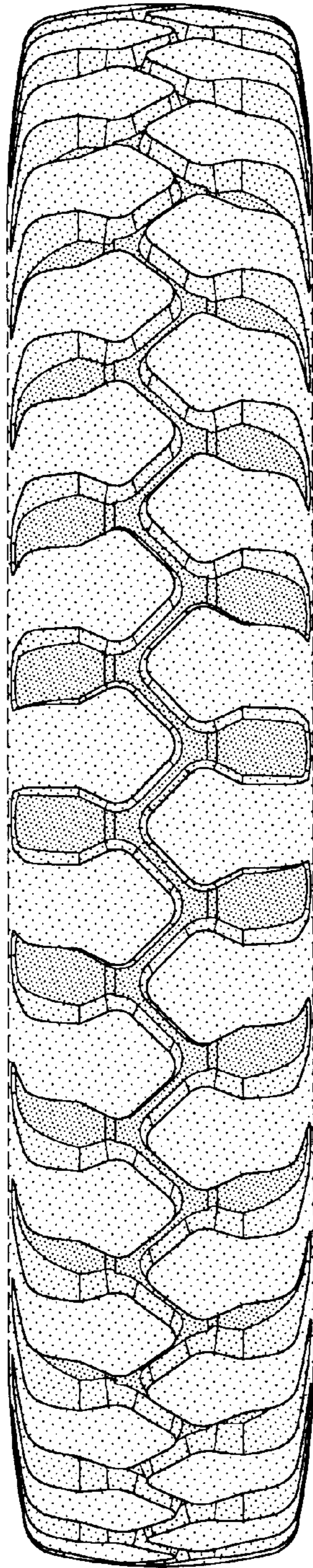


FIG-2

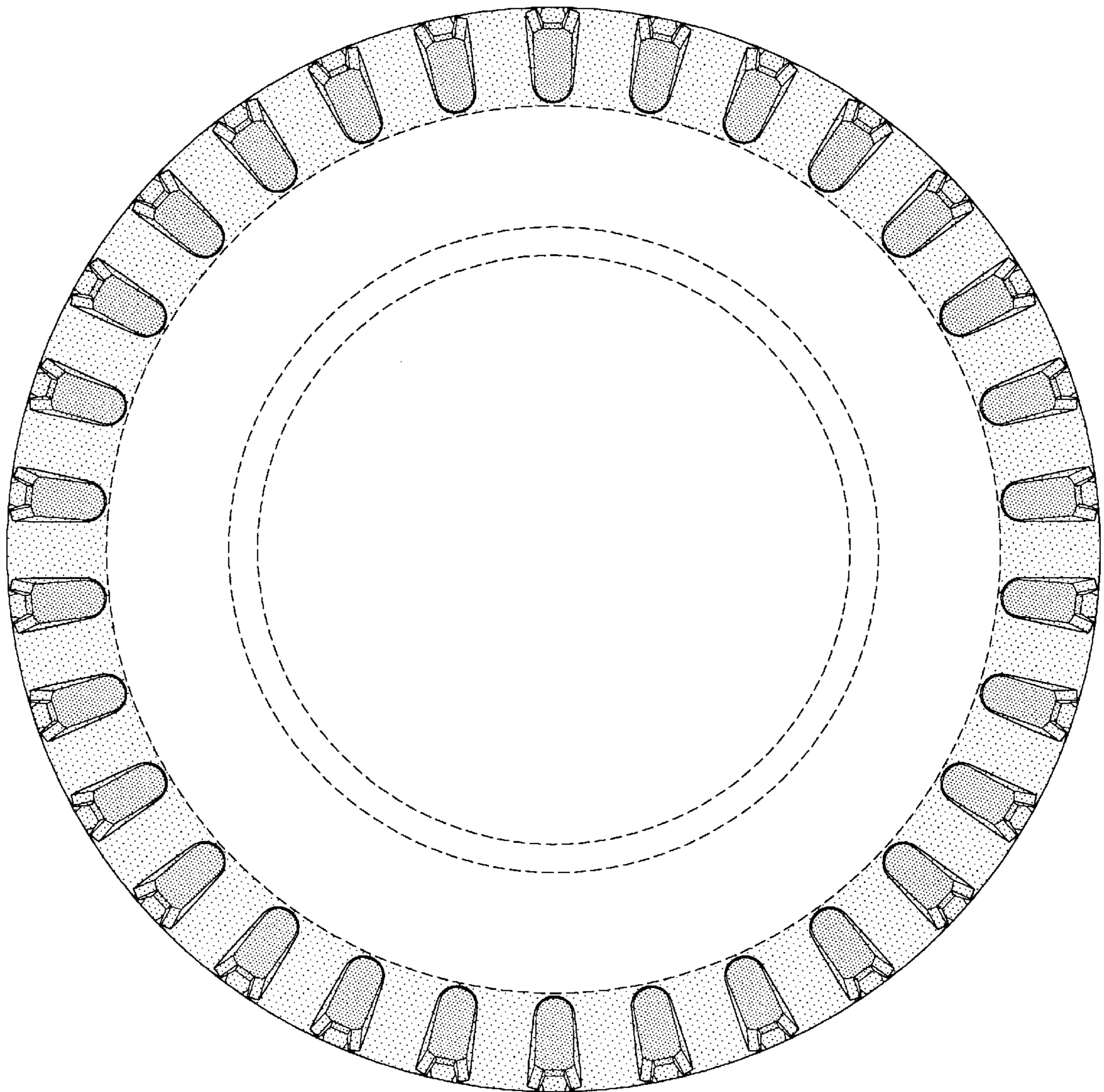


FIG-3

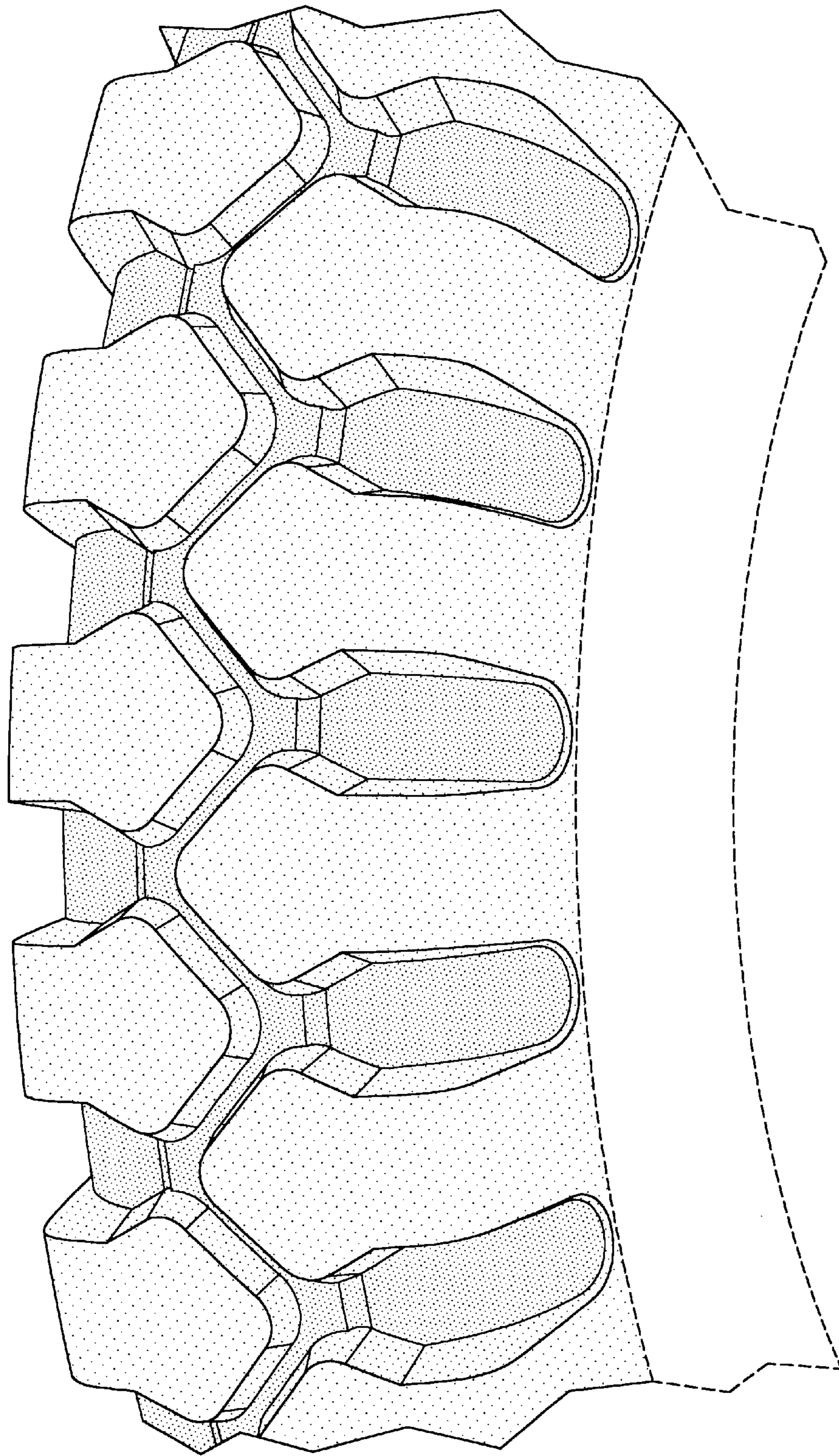


FIG-4