



US00D413548S

United States Patent [19]
Tidwell

[11] **Patent Number: Des. 413,548**

[45] **Date of Patent: ** Sep. 7, 1999**

[54] **NECKTIE HOLDER**

[76] Inventor: **James F. Tidwell**, 1722 Maplestead Ct.,
Orlando, Fla. 32824

[**] Term: **14 Years**

[21] Appl. No.: **29/095,873**

[22] Filed: **Oct. 30, 1998**

[51] **LOC (6) Cl.** **02-07**

[52] **U.S. Cl.** **D11/202**

[58] **Field of Search** D11/200-202,
D11/215, 221; D8/14; D3/207; D2/428;
63/1.1, 2, 4, 7, 12-14.8, 18-21; 16/114 R;
24/3.13; 294/3.6

[56] **References Cited**

U.S. PATENT DOCUMENTS

D. 49,184 6/1916 Helm D11/215
D. 305,413 1/1990 Martinus D11/202
D. 331,730 12/1992 Pessemier D11/202

D. 348,187 6/1994 Higgins D8/14
D. 385,415 10/1997 Turbide D3/207
2,908,953 10/1959 Anderson D2/428

Primary Examiner—Ralf Seifert

Attorney, Agent, or Firm—William M. Hobby, III

[57] **CLAIM**

The ornamental design for a necktie holder, as shown and described.

DESCRIPTION

FIG. 1 is a rear, bottom and right side perspective view of my new necktie holder;

FIG. 2 is a rear plan view;

FIG. 3 is a top elevation;

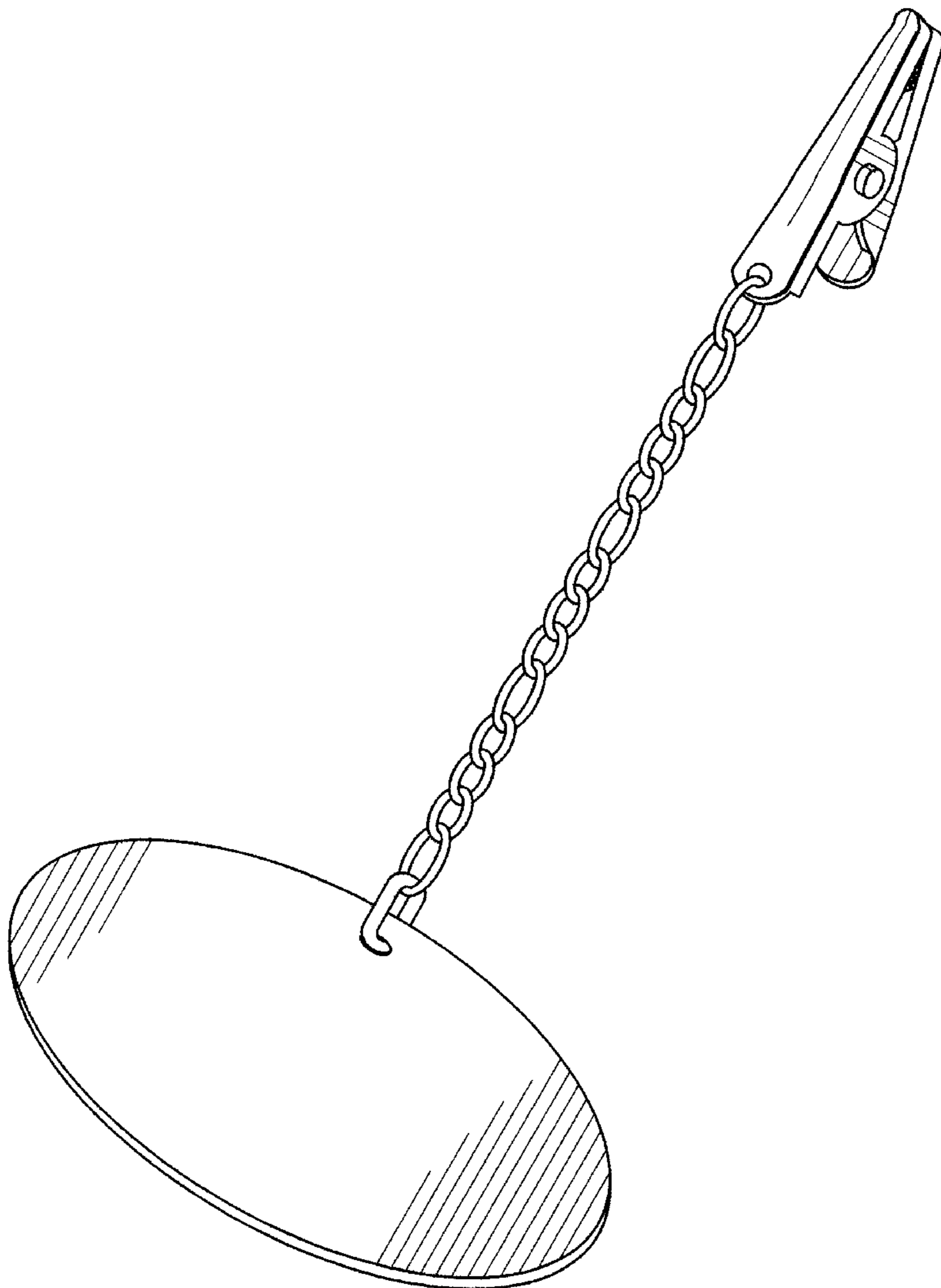
FIG. 4 is a left side elevation;

FIG. 5 is a right side elevation;

FIG. 6 is a front plan view; and,

FIG. 7 is a bottom plan view.

1 Claim, 2 Drawing Sheets



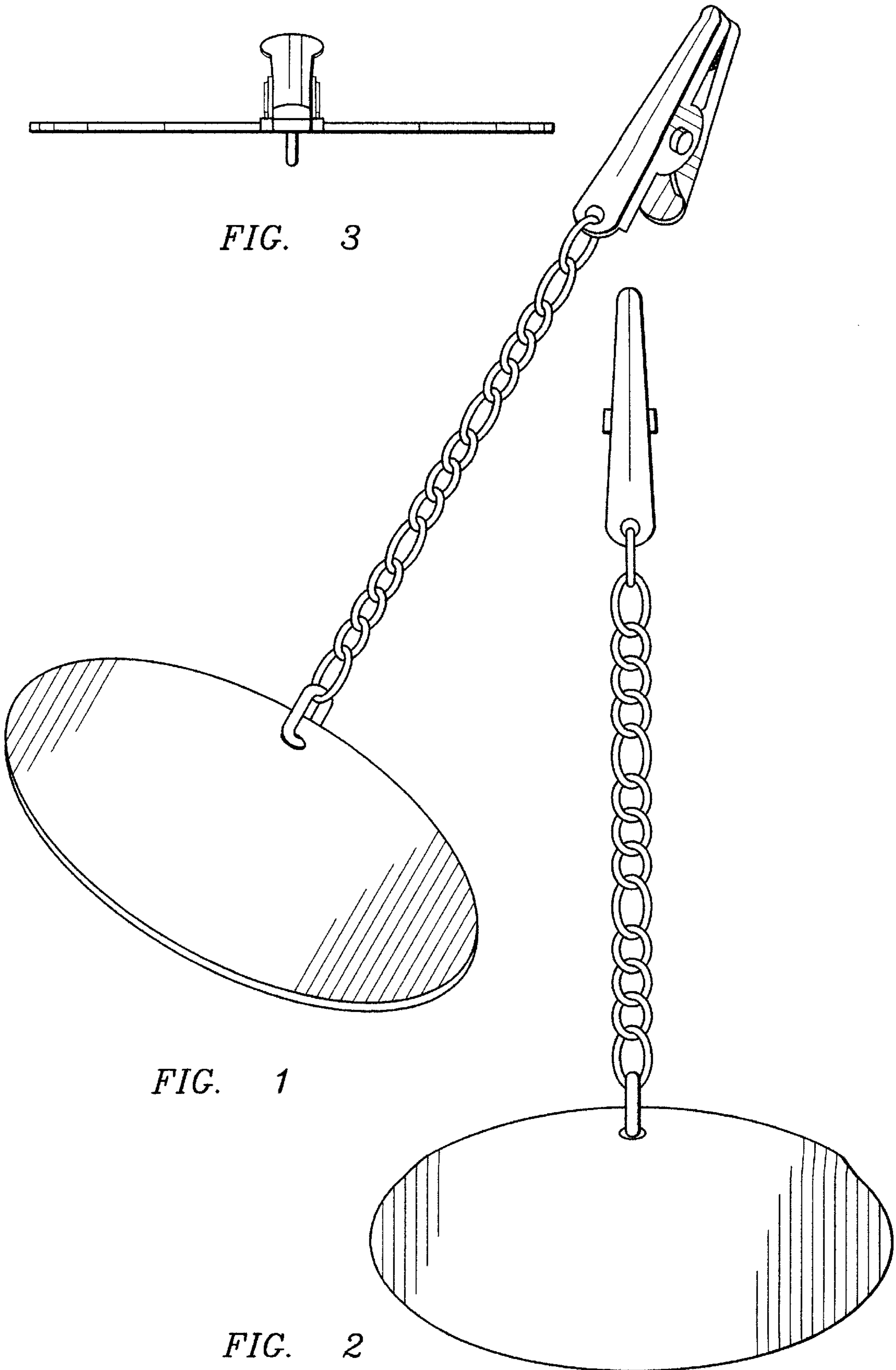


FIG. 3

FIG. 1

FIG. 2




FIG. 4

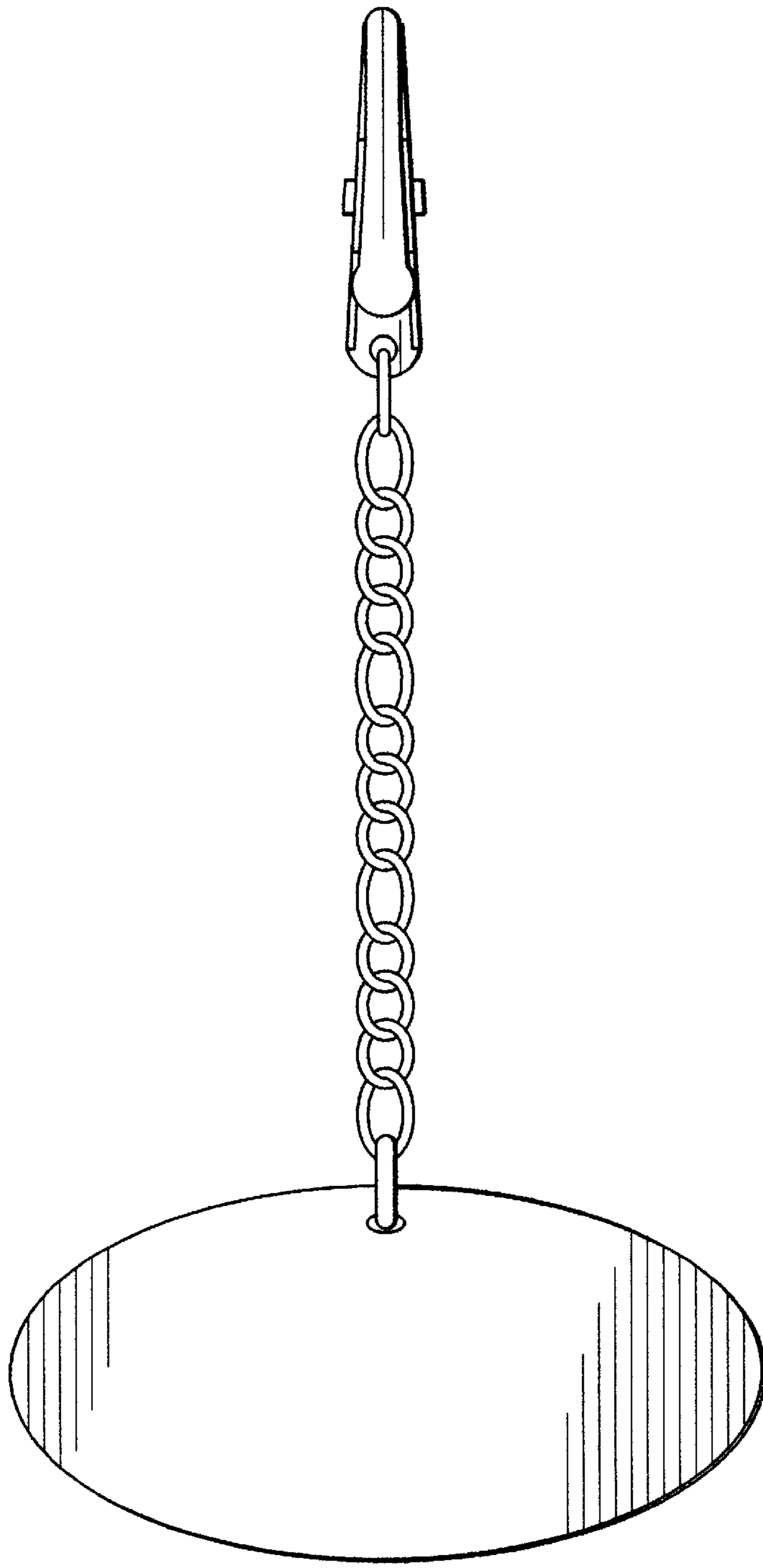


FIG. 6




FIG. 5

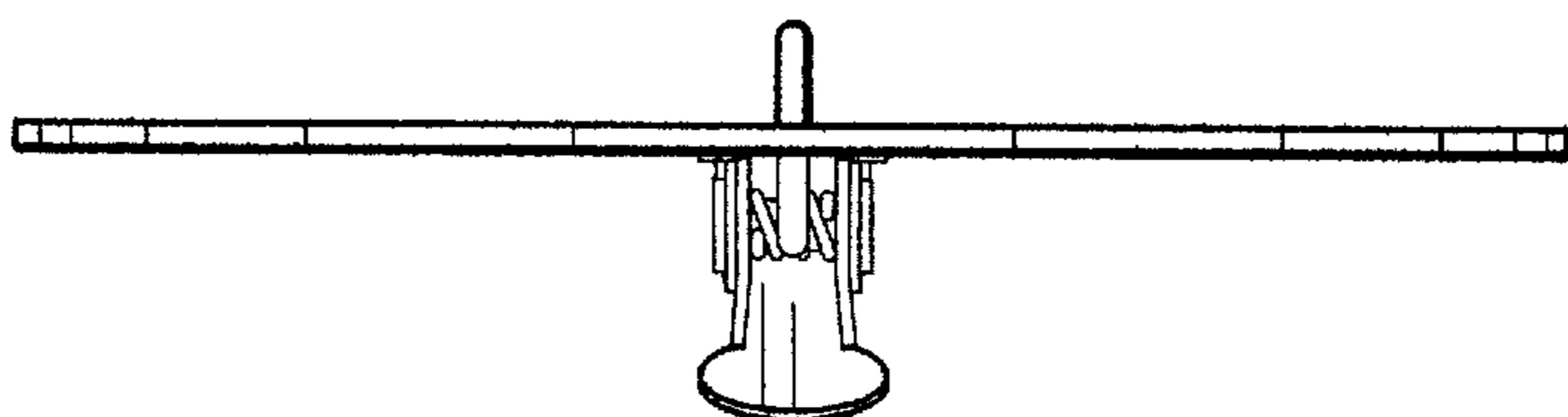


FIG. 7