



US00D413545S

# United States Patent [19]

[11] Patent Number: **Des. 413,545**

Danon et al.

[45] Date of Patent: **\*\* Sep. 7, 1999**

[54] **CHRISTMAS ORNAMENT**

D. 181,263	10/1957	Abramson	.....	D11/125
D. 272,892	3/1984	Sun	.....	D11/125
D. 328,724	8/1992	Dudley	.....	D11/125
D. 332,925	2/1993	Kucheran et al.	.....	D11/125

[75] Inventors: **Sandra R. Danon**, Los Angeles;  
**Margaret Nordgren**; **Michael Nordgren**, both of Burbank, all of Calif.

*Primary Examiner*—Dominic Simone  
*Attorney, Agent, or Firm*—Kelly Bauersfeld; Lowry & Kelley, LLP

[73] Assignee: **Stravina, Inc.**, Chatsworth, Calif.

[\*\*] Term: **14 Years**

[57] **CLAIM**

The ornamental design for a Christmas ornament, as shown.

[21] Appl. No.: **29/093,274**

**DESCRIPTION**

[22] Filed: **Sep. 8, 1998**

FIG. 1 is a front elevational view of a Christmas ornament embodying our new design;

[51] **LOC (6) Cl.** ..... **11-05**

[52] **U.S. Cl.** ..... **D11/127**

[58] **Field of Search** ..... D11/121, 125,  
D11/127; 428/7

FIG. 2 is a rear elevational view thereof;

FIG. 3 is a right side elevational view thereof;

FIG. 4 is a left side elevational view thereof;

FIG. 5 is a top plan view thereof; and,


FIG. 6 is a bottom plan view thereof.

[56] **References Cited**

**U.S. PATENT DOCUMENTS**

D. 167,660 9/1952 Schrager ..... D11/125

**1 Claim, 1 Drawing Sheet**






FIG. 1




FIG. 2



FIG. 3

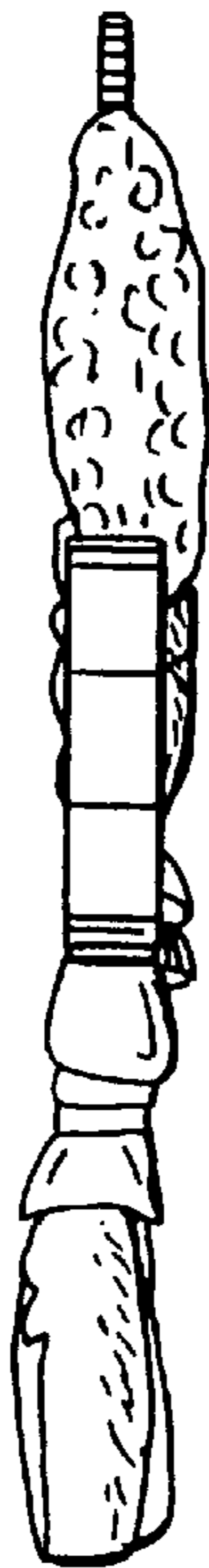


FIG. 4



FIG. 5



FIG. 6