



US00D413530S

United States Patent [19]

Flury et al.

[11] Patent Number: **Des. 413,530**

[45] Date of Patent: **** Sep. 7, 1999**

[54] **WRISTWATCH**

[75] Inventors: **Ronald Flury**, Lengnau; **Olivier Koch**, Eschert, both of Switzerland

[73] Assignee: **Swatch AG**, Bienne, Switzerland

[**] Term: **14 Years**

[21] Appl. No.: **29/073,683**

[22] Filed: **Jul. 15, 1997**

[30] **Foreign Application Priority Data**

Feb. 11, 1997 [CH] Switzerland DM039134

[51] **LOC (6) Cl.** **10-02**

[52] **U.S. Cl.** **D10/32**

[58] **Field of Search** D10/1-40, 122-132; D11/3-25; 63/1.1, 3, 5, 11; 368/276-277, 280-282, 285

[56] **References Cited**

U.S. PATENT DOCUMENTS

- D. 325,001 3/1992 Patrizia D10/32
- D. 350,902 9/1994 Kaneko D10/32
- D. 356,270 3/1995 Kaneko D10/32

- D. 377,613 1/1997 Consolo D10/32
- D. 398,247 9/1998 Dumas D10/32

OTHER PUBLICATIONS

European Jeweler—(U.Z.)—Apr. 1983—p. 188—Swatch Watch.

Timepieces—Jun. 1989—p. 154—“Big Watch Clock” at left.

Primary Examiner—Nelson C. Holtje

Attorney, Agent, or Firm—Collen Law Associates, P.C.

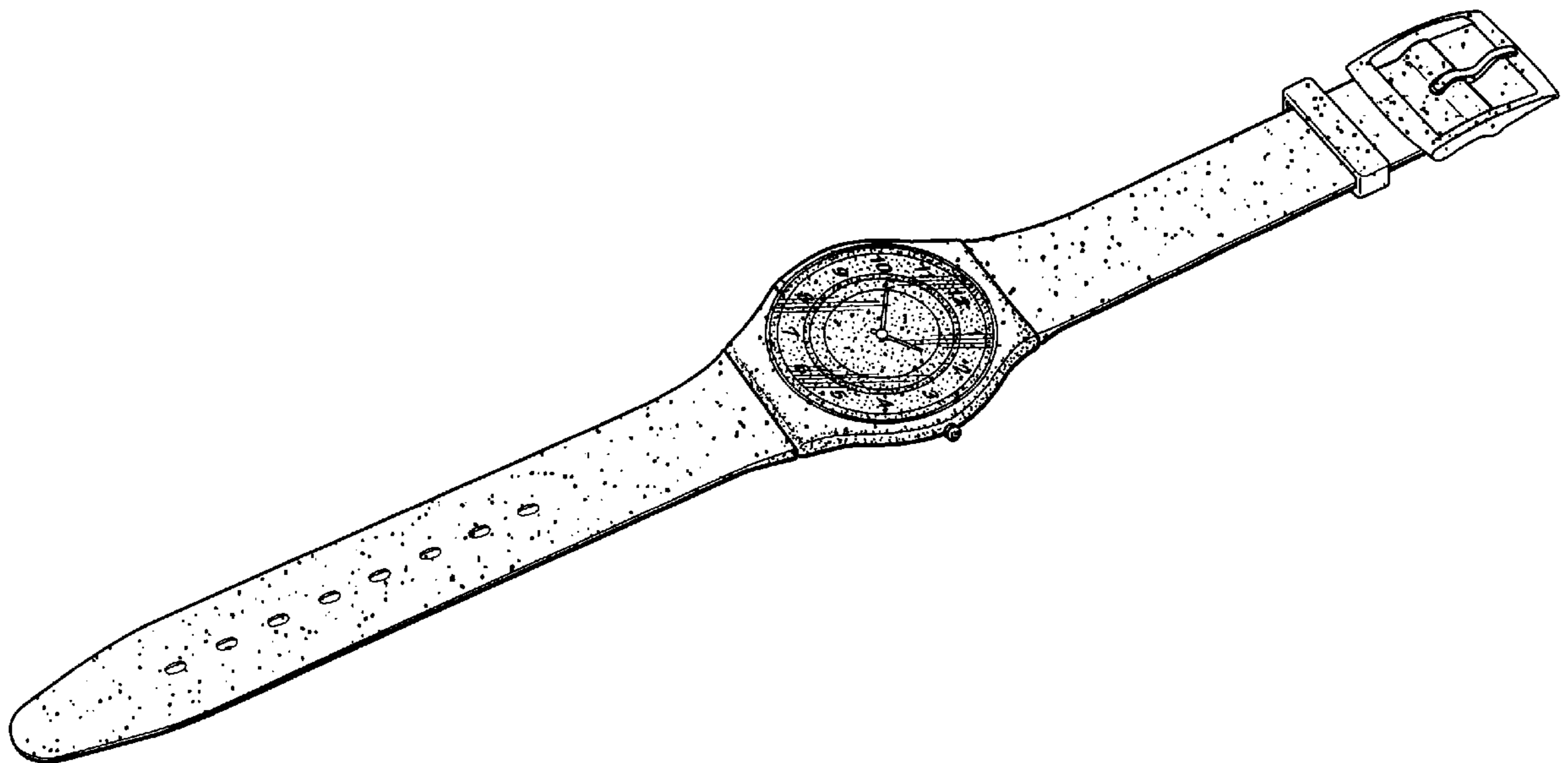
[57] **CLAIM**

The ornamental design for a wristwatch, as shown and described.

DESCRIPTION

FIG. 1 is a top plan view of our new design for a wristwatch; FIG. 2 is a bottom view thereof; FIG. 3 is a left side view thereof; FIG. 4 is a right side view thereof; FIG. 5 is a front view thereof; FIG. 6 is a rear view thereof; and, FIG. 7 is a front, right perspective view thereof.

1 Claim, 4 Drawing Sheets



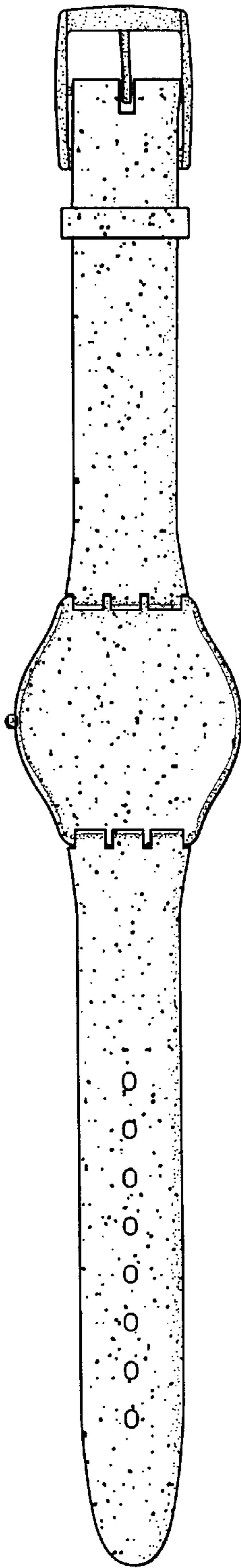


Fig. 2

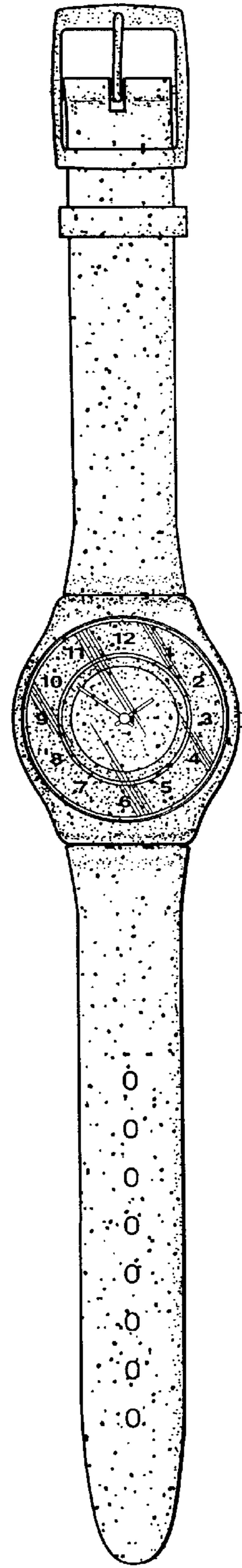


Fig. 1



Fig. 3




Fig. 4

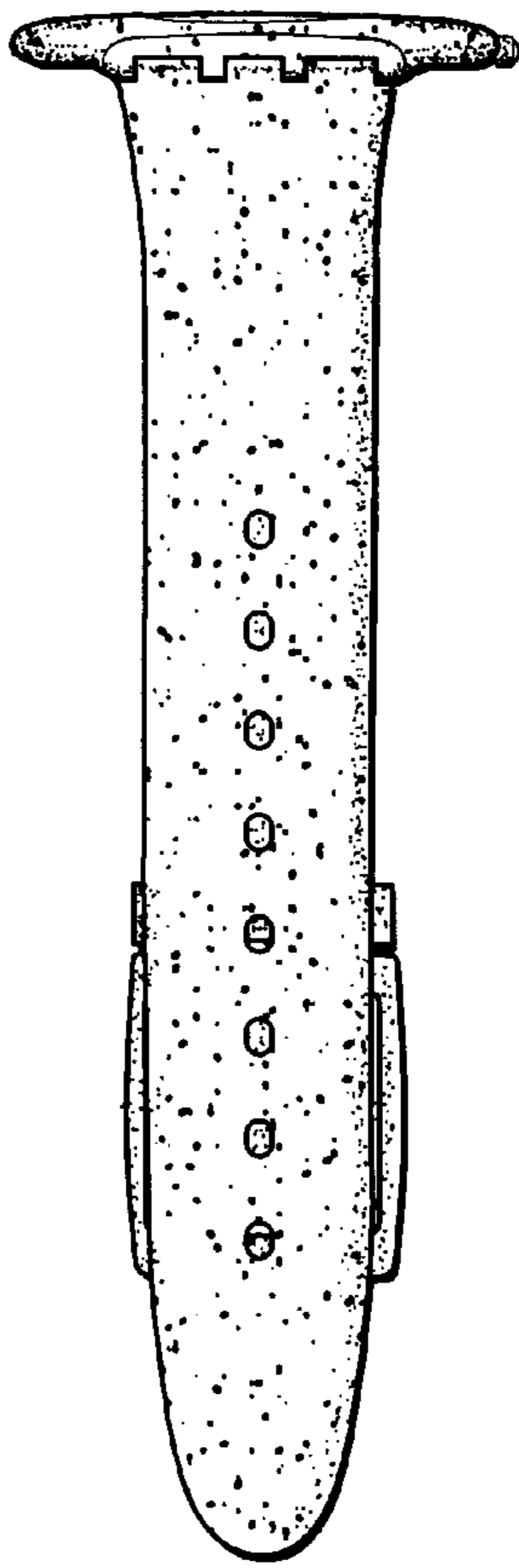


Fig. 5

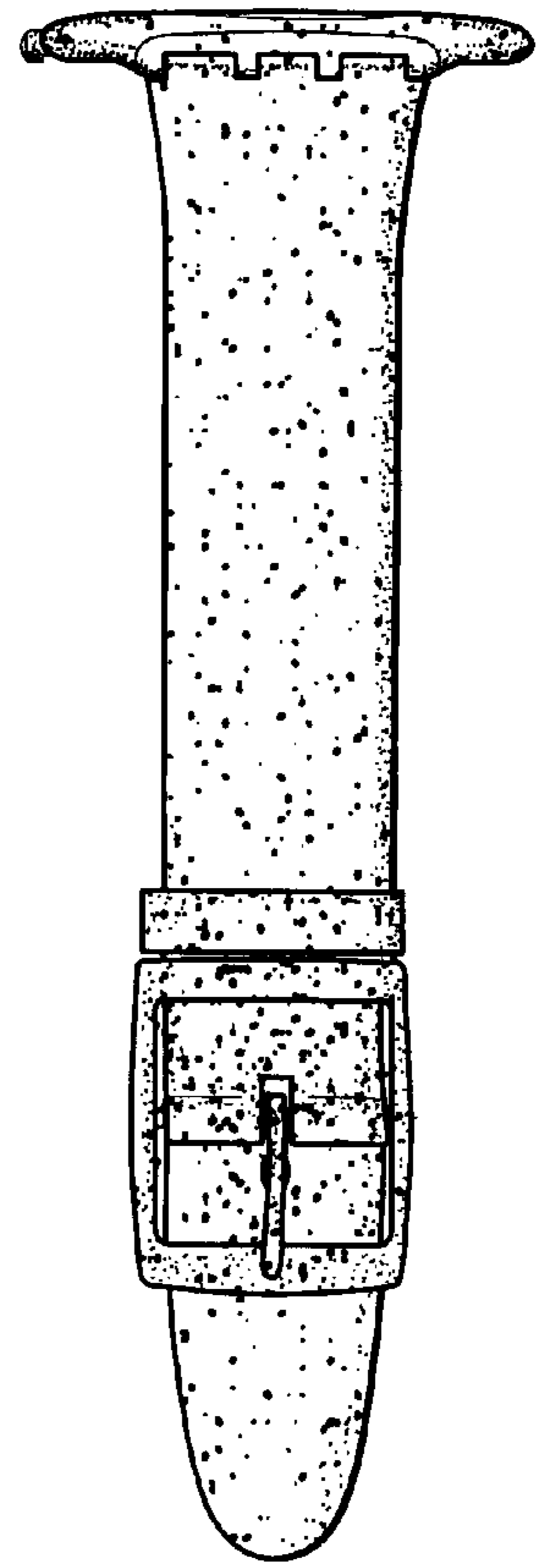


Fig. 6

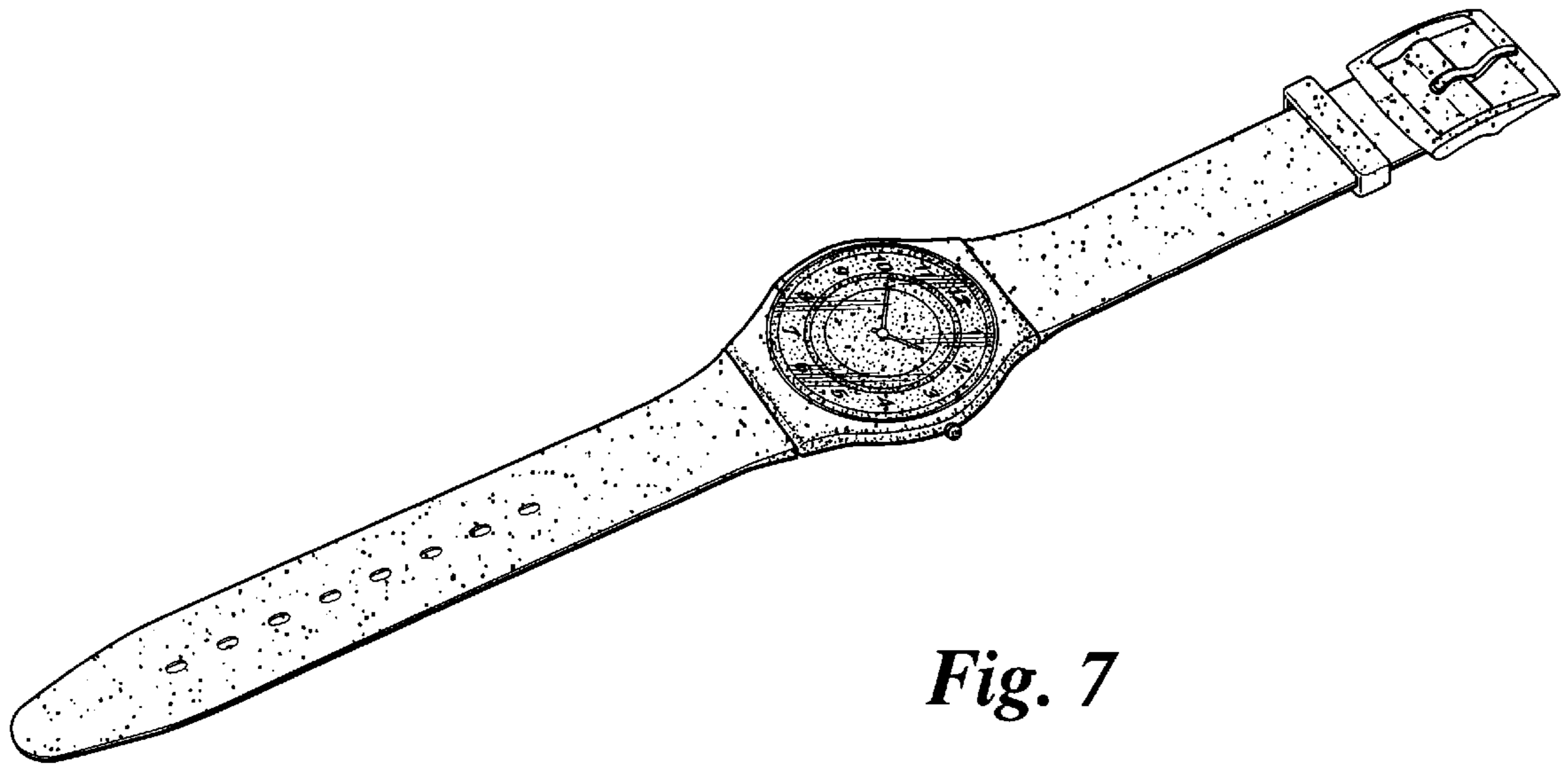


Fig. 7