



US00D413529S

United States Patent [19]

Williams

[11] Patent Number: **Des. 413,529**

[45] Date of Patent: **** Sep. 7, 1999**

[54] **COMBINED WRISTWATCH AND FLASHLIGHT**

- D. 383,396 9/1997 Houlihan D10/30
- D. 387,678 12/1997 Yamamoto D10/31
- D. 398,862 9/1998 Craven D10/31

[76] Inventor: **Donald J Williams**, 13513 Orange Ave., Paramount, Calif. 90723

Primary Examiner—Nelson C. Holtje

[**] Term: **14 Years**

[57] **CLAIM**

[21] Appl. No.: **29/095,147**

The ornamental design for a combined wristwatch and flashlight, as shown.

[22] Filed: **Oct. 15, 1998**

DESCRIPTION

[51] **LOC (6) Cl.** **10-01**

FIG. 1 is a top plan view of the combined wristwatch and flashlight of the present invention;

[52] **U.S. Cl.** **D10/31; D10/39**

FIG. 2 is a bottom plan view of the combined wristwatch and flashlight of FIG. 1;

[58] **Field of Search** D10/1-40; D26/122-132, D26/54, 36, 37; 368/280-282, 276-277, 28-30, 285, 239-242, 82-84, 41-44

FIG. 3 is a right side elevational view of the combined wristwatch and flashlight of FIG. 1;

[56] **References Cited**

FIG. 4 is a left side elevational view of the combined wristwatch and flashlight of FIG. 1;

U.S. PATENT DOCUMENTS

FIG. 5 is a front elevational view of the combined wristwatch and flashlight of FIG. 1; and,

- D. 47,870 9/1915 Koretski D10/31
- D. 318,810 8/1991 Bourquin et al. D10/39
- D. 361,942 9/1995 Williams D10/31
- D. 376,544 12/1996 Egbert D10/31
- D. 379,067 5/1997 Greene et al. D10/32

FIG. 6 is a back elevational view of the combined wristwatch and flashlight of FIG. 1.

1 Claim, 2 Drawing Sheets





Fig. 1

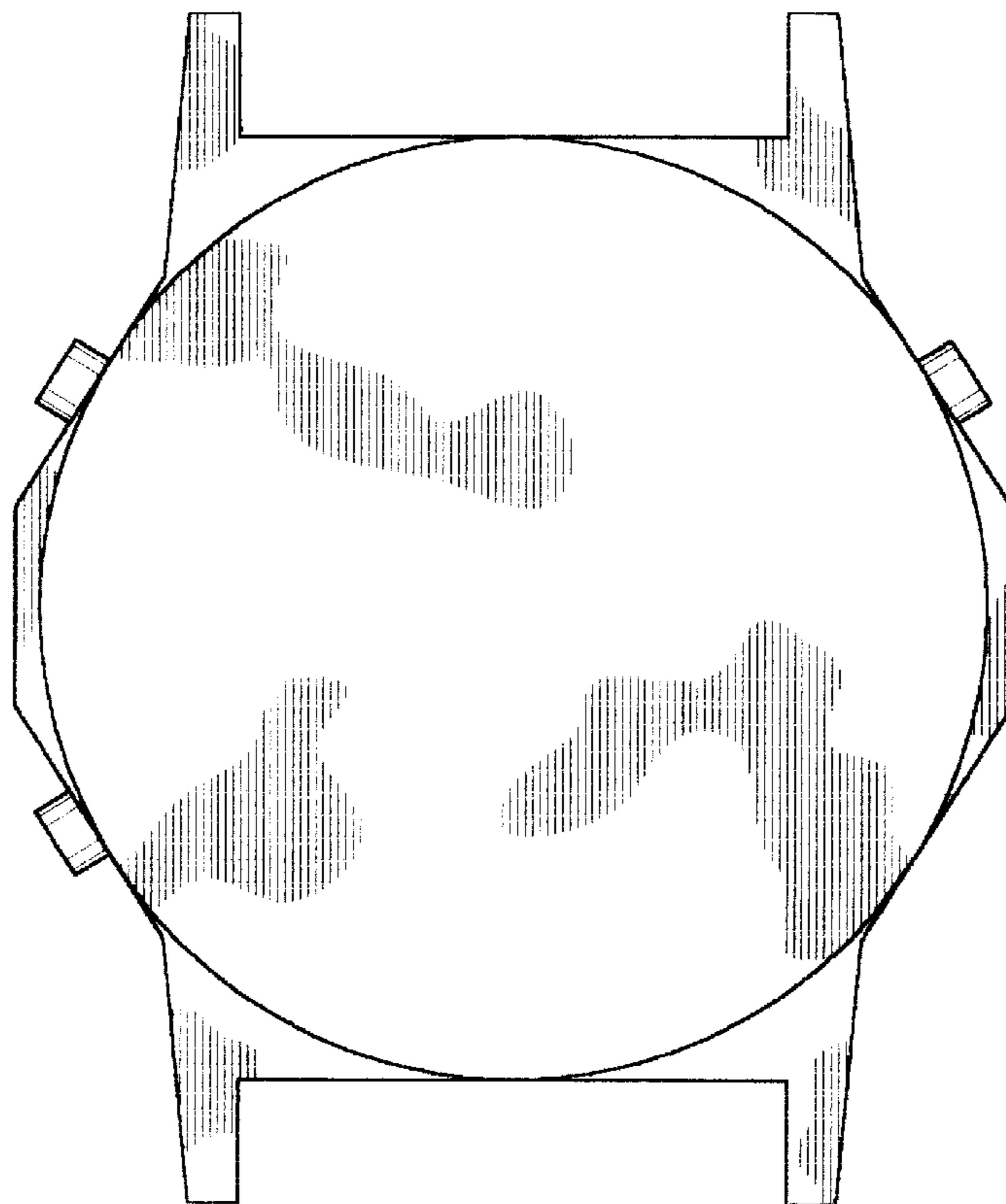


Fig. 2




Fig. 3



Fig. 4




Fig. 5

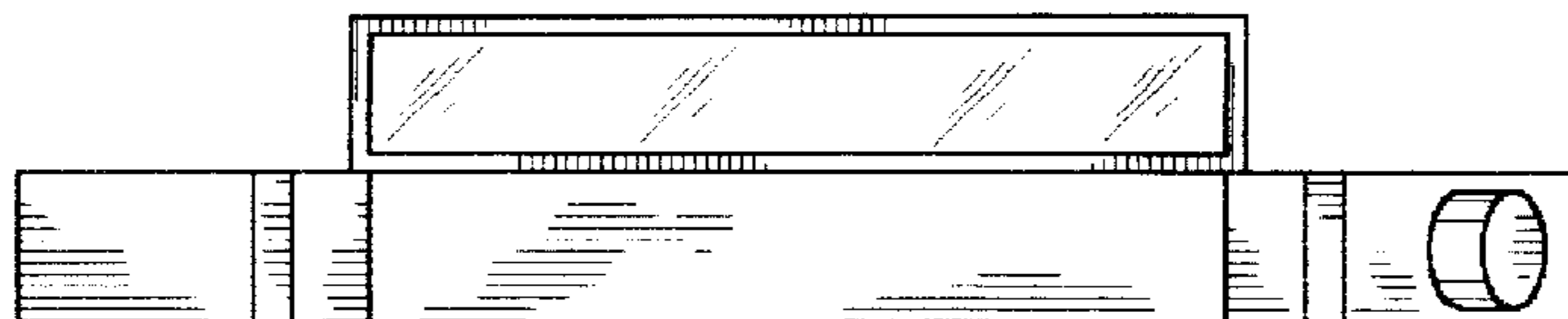


Fig. 6