



US00D413528S

# United States Patent [19] Moriai

[11] Patent Number: **Des. 413,528**

[45] Date of Patent: **\*\* Sep. 7, 1999**

[54] **WATCH CASE**

[75] Inventor: **Ryusuke Moriai**, Ome, Japan

[73] Assignee: **Casio Keisanki Kabushiki Kaisha**,  
Tokyo, Japan

[\*\*] Term: **14 Years**

[21] Appl. No.: **29/098,073**

[22] Filed: **Dec. 21, 1998**

[51] **LOC (6) Cl.** ..... **10-02**

[52] **U.S. Cl.** ..... **D10/30; D10/38**

[58] **Field of Search** ..... D10/1-40, 122-132;  
368/280-282, 276-277, 28-30, 285, 239-242,  
82-84, 41-44

[56] **References Cited**

**U.S. PATENT DOCUMENTS**

- D. 394,400 5/1998 Iwamoto ..... D10/30
- D. 394,401 5/1998 Moriai et al. .... D10/30

- D. 396,648 8/1998 Moriai ..... D10/30
- D. 402,898 12/1998 Hanagata ..... D10/30
- D. 402,899 12/1998 Matsuda ..... D10/30
- D. 407,329 3/1999 Kawashima ..... D10/30

*Primary Examiner*—Nelson C. Holtje  
*Attorney, Agent, or Firm*—Frishauf, Holtz, Goodman,  
Langer & Chick, P.C.

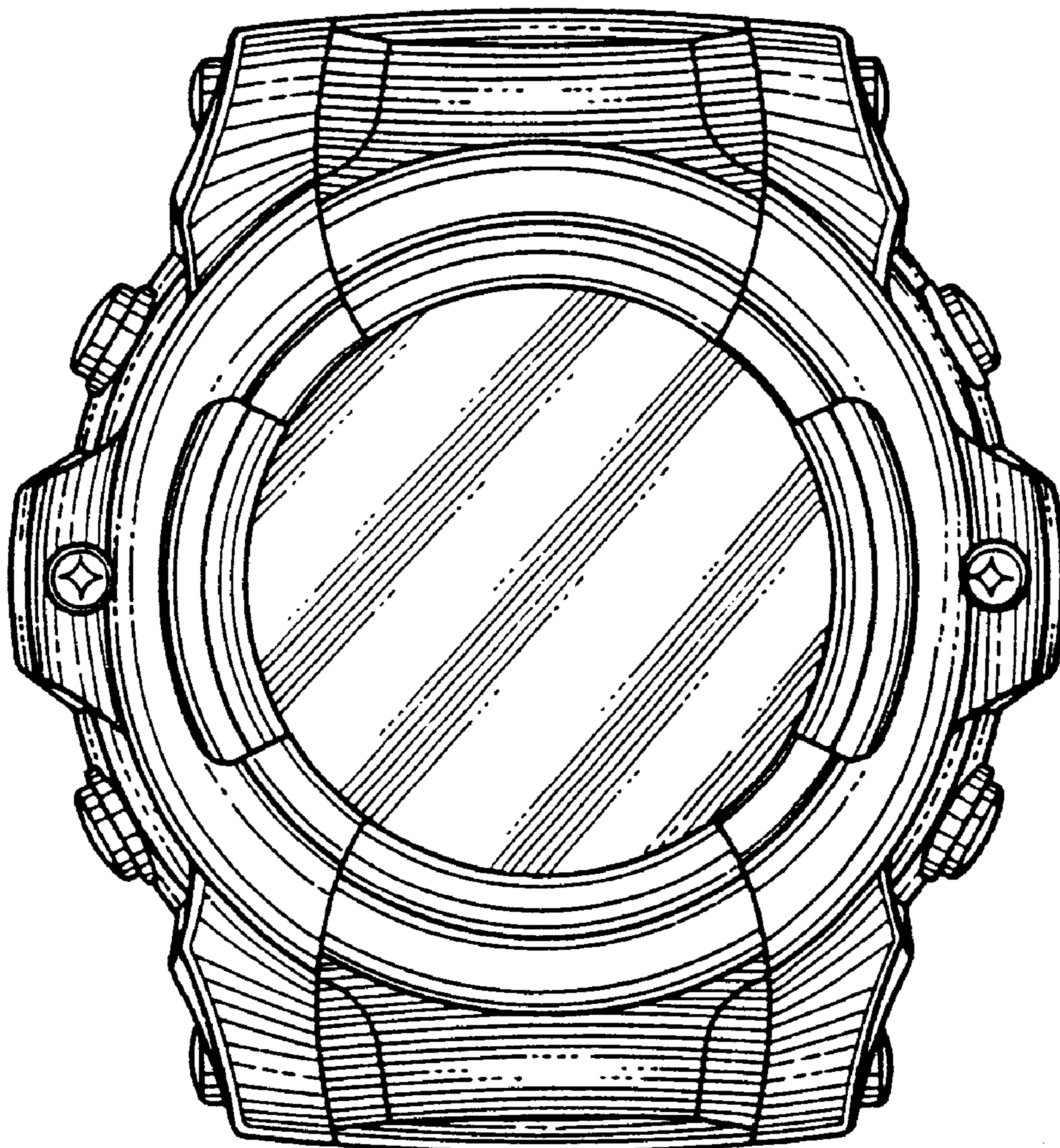
[57] **CLAIM**

The ornamental design for watch case, as shown.

**DESCRIPTION**

FIG. 1 is a front elevational view of watch case showing my new design;  
FIG. 2 is a right side elevational view thereof;  
FIG. 3 is a left side elevational view thereof;  
FIG. 4 is a top plan view thereof;  
FIG. 5 is a bottom plan view thereof;  
FIG. 6 is a rear elevational view thereof; and,  
FIG. 7 is a perspective view thereof.

**1 Claim, 2 Drawing Sheets**






FIG. 4

FIG. 3

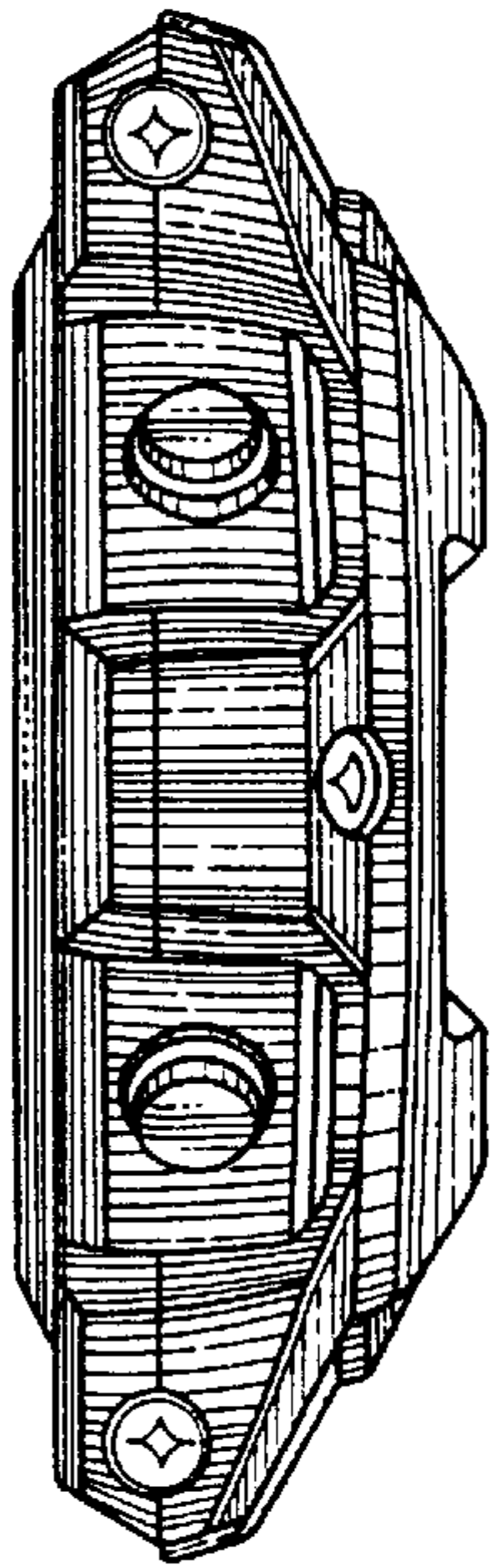


FIG. 1

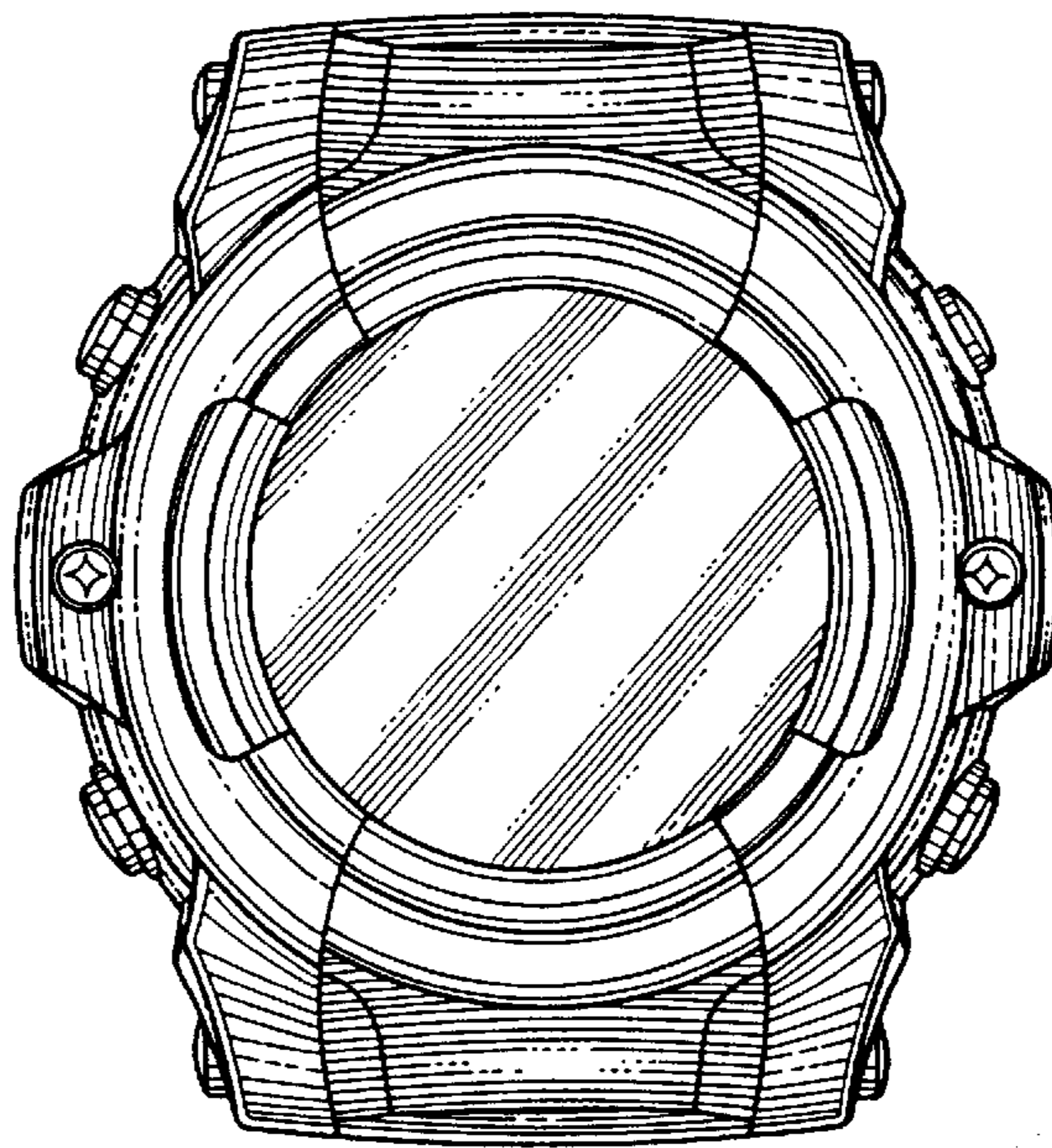


FIG. 2

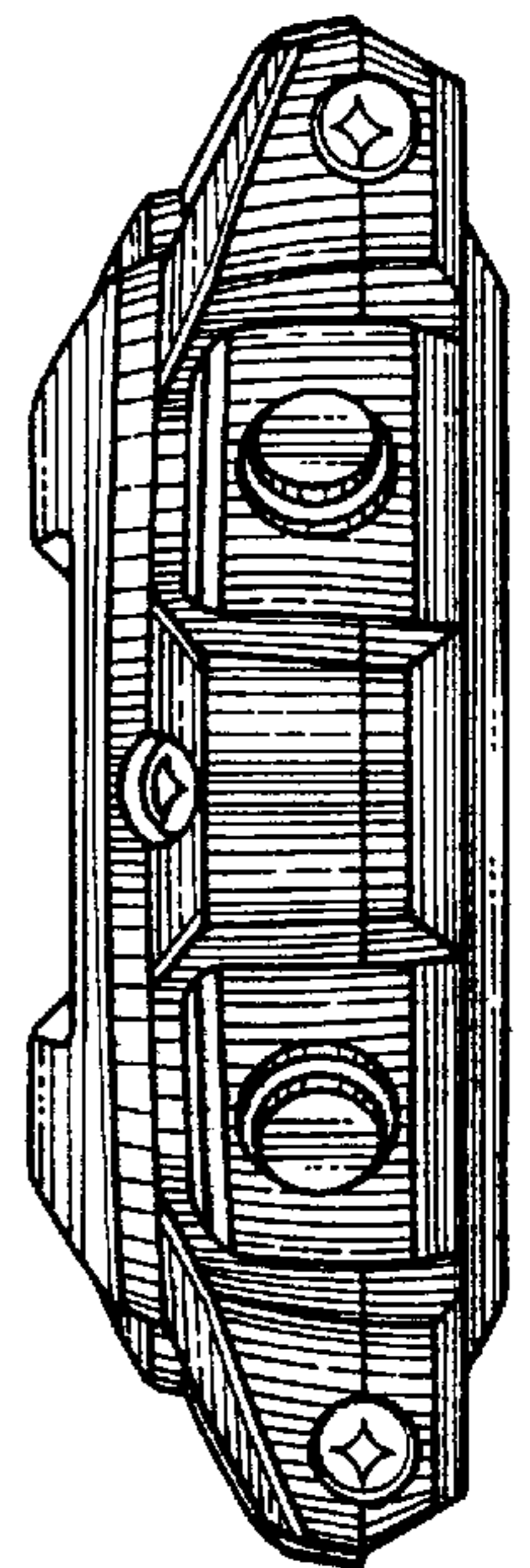



FIG. 5





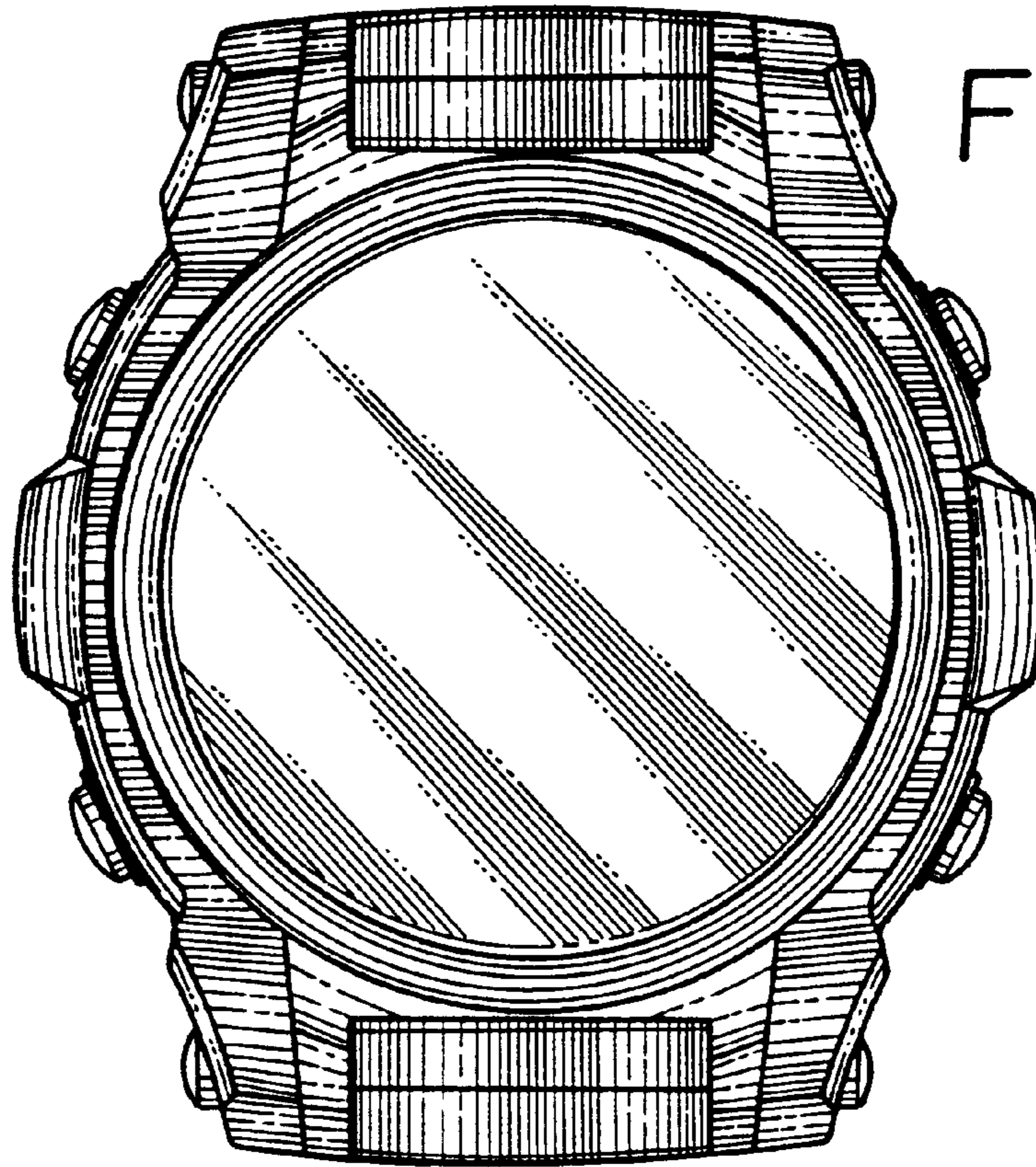


FIG. 6

FIG. 7

