



US00D413526S

# United States Patent [19]

Perrin et al.

[11] Patent Number: Des. 413,526

[45] Date of Patent: \*\* Sep. 7, 1999

[54] WRISTWATCH

[75] Inventors: **Alain-Dominique Perrin**, Rueil Malmaison; **Jacques Diltoer**, Villeneuve-la-Garenne, both of France

[73] Assignee: **Cartier International B.V.**, Amsterdam, Netherlands

[\*\*] Term: 14 Years

[21] Appl. No.: 29/093,521

[22] Filed: Sep. 11, 1998

[30] Foreign Application Priority Data

Mar. 11, 1998 [XH] Hague Agreement ..... DM/043342

[51] LOC (6) Cl. .... 10-02

[52] U.S. Cl. .... D10/30

[58] Field of Search ..... D10/1-40, 122-132; D11/3-25; 63/1.1, 3, 5, 11; 368/276-277, 280-282, 285

### [56] References Cited

#### U.S. PATENT DOCUMENTS

D. 150,048 6/1948 Arpels ..... D10/32

D. 150,049 6/1948 Arpels ..... D10/32  
D. 288,066 2/1987 Kanoui ..... D10/32  
D. 354,445 1/1995 Wunderman ..... D10/32  
D. 400,446 11/1998 Mouawad ..... D10/32  
D. 404,318 1/1999 Slowinski ..... D10/32

#### OTHER PUBLICATIONS

Jeweler's Circular-Keystone-Jul. 1987-p. 23-Watch at bottom-left.

Hong Kong Enterprise-Jul. 1988-p. 80-Watch at bottom-right.

Primary Examiner-Nelson C. Holtje

Attorney, Agent, or Firm-Pillsbury Madison & Sutro LLP

#### [57] CLAIM

The ornamental design for a wristwatch, as shown and described.

#### DESCRIPTION

FIG. 1 is a front view of a wristwatch showing our new design,


FIG. 2 is a left side elevational view thereof,

FIG. 3 is a right side elevational view thereof,

FIG. 4 is a side elevational view thereof; and,

FIG. 5 is a rear view thereof.

1 Claim, 1 Drawing Sheet



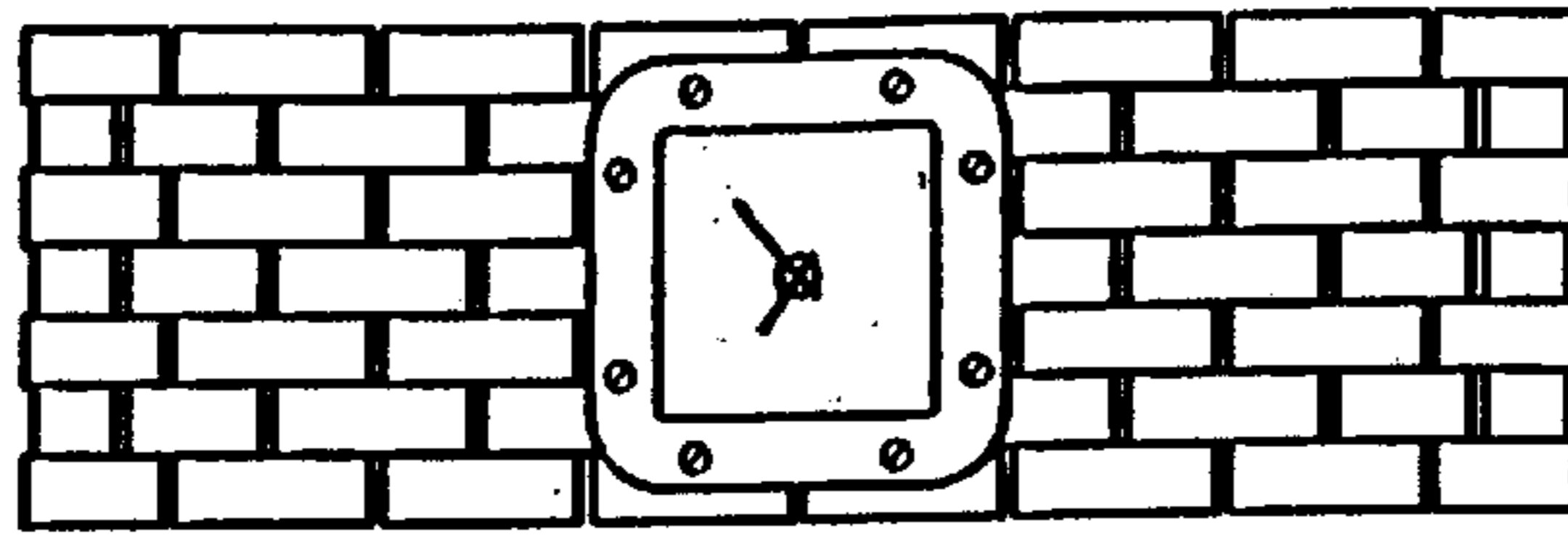


FIG. 1

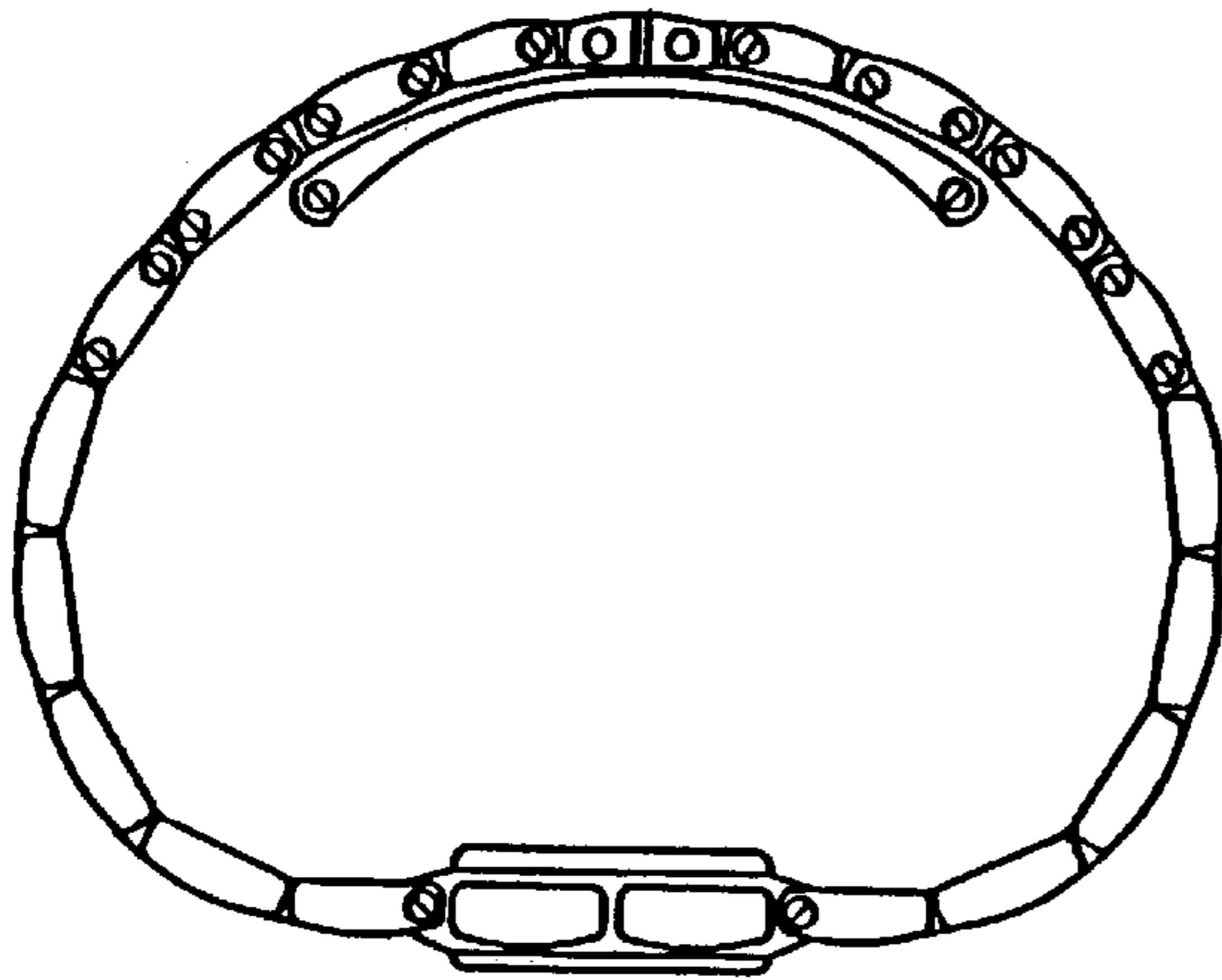


FIG. 2

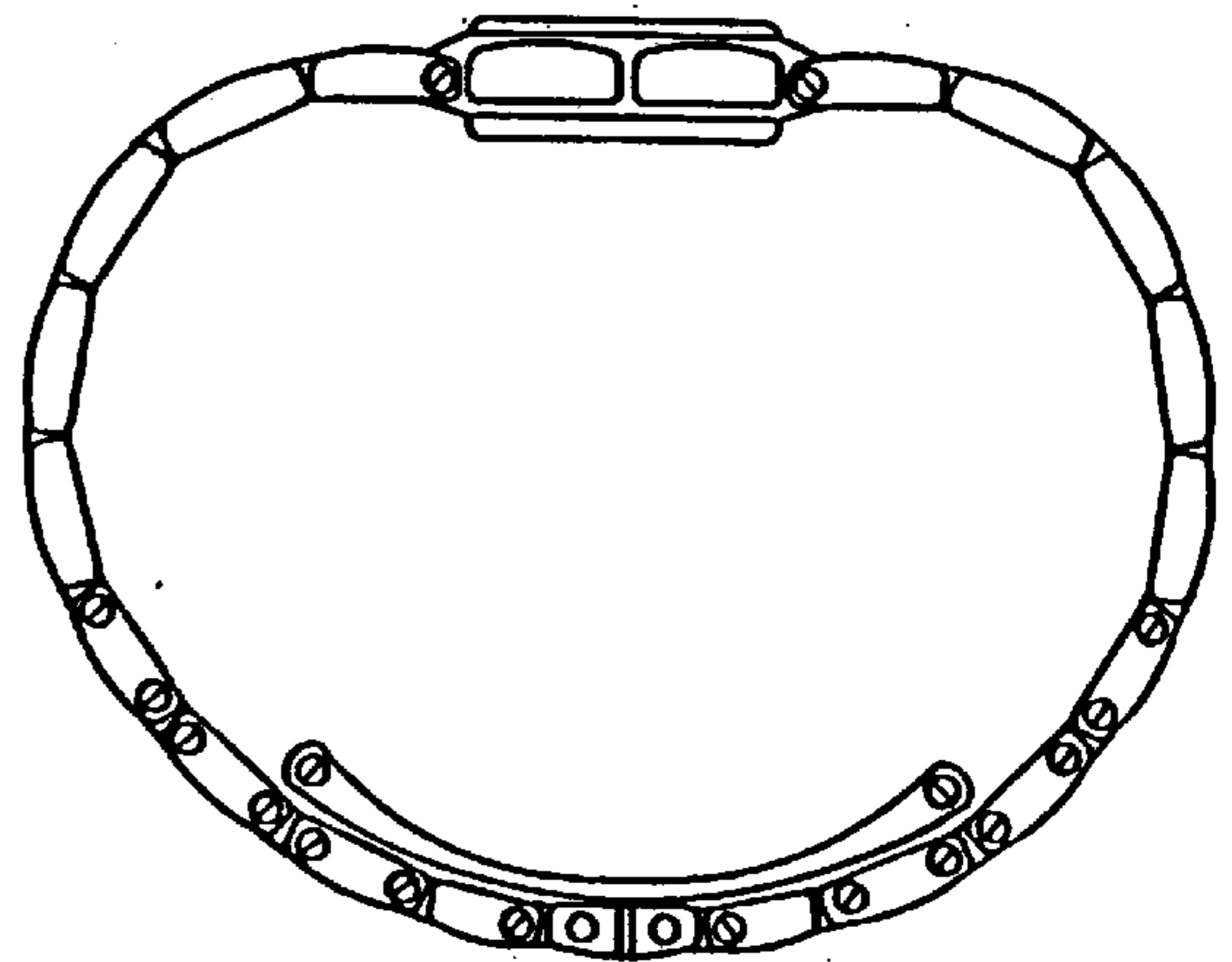


FIG. 3




FIG. 4




FIG. 5