



US00D413517S

# United States Patent [19]

[11] Patent Number: **Des. 413,517**

Zimny et al.

[45] Date of Patent: **\*\* Sep. 7, 1999**

[54] **BOTTLE**

[75] Inventors: **Irvin C. Zimny**, Glen Ellyn; **Peter Rodriguez**, Lombard, both of Ill.; **Jeffory S. Hansen**, Kansasville, Wis.

[73] Assignee: **S. C. Johnson & Son, Inc.**, Racine, Wis.

[\*\*] Term: **14 Years**

[21] Appl. No.: **29/094,874**

[22] Filed: **Oct. 13, 1998**

[51] **LOC (6) Cl.** ..... **09-01**

[52] **U.S. Cl.** ..... **D9/528**

[58] **Field of Search** ..... D9/500, 502-503, D9/507, 508, 510, 516, 520, 522, 527-528, 530-531, 533, 546, 551, 554, 557, 559, 564, 569, 572-573; 215/370-375, 382-385, 396, 398; 220/771-772

### [56] **References Cited**

#### U.S. PATENT DOCUMENTS

D. 187,006	1/1960	Warden et al.	.....	D9/527
D. 190,837	7/1961	Johnson	.....	215/383
D. 212,319	10/1968	Hills	.....	D9/528
D. 221,513	8/1971	Leary et al.	.....	D9/528
D. 221,514	8/1971	Leary et al.	.....	D9/528
D. 230,708	3/1974	Hutter et al.	.....	D9/528
D. 232,419	8/1974	Luedtke	.....	
D. 260,857	9/1981	Pardo	.....	

D. 262,520	1/1982	Pardo et al.	.....	
D. 265,059	6/1982	White et al.	.....	
D. 280,488	9/1985	Lane et al.	.....	
D. 302,523	8/1989	Suhajda	.....	
D. 304,998	12/1989	Pardo et al.	.....	
D. 305,730	1/1990	Cramer	.....	
D. 308,333	6/1990	Aldrich, III	.....	
D. 309,259	7/1990	Chemler	.....	
D. 332,748	1/1993	Reece et al.	.....	D9/528
D. 353,541	12/1994	Rogler et al.	.....	D9/520
D. 368,034	3/1996	Lewin	.....	D9/528
D. 378,664	4/1997	Feen	.....	D9/528
D. 392,891	3/1998	Dallaire	.....	D9/528
D. 394,811	6/1998	Jagielski et al.	.....	
D. 397,036	8/1998	Kataouzinis	.....	D9/520

*Primary Examiner*—Ted Shooman  
*Assistant Examiner*—Carol Rademaker

### [57] **CLAIM**

The ornamental design for a bottle, as shown and described.

### **DESCRIPTION**

FIG. 1 is a ¾ perspective view of the bottle of our invention, FIG. 2 is a front view of the bottle of our invention, the opposite side being a mirror image.

FIG. 3 is a top view of the bottle of our invention.

FIG. 4 is a left side view of the bottle of our invention.

FIG. 5 is a right side view of the bottle of our invention; and, FIG. 6 is a bottom view of the bottle of our invention.

The broken line showing of the cap is for illustrative purposes only and forms no part of the claimed design.

**1 Claim, 3 Drawing Sheets**



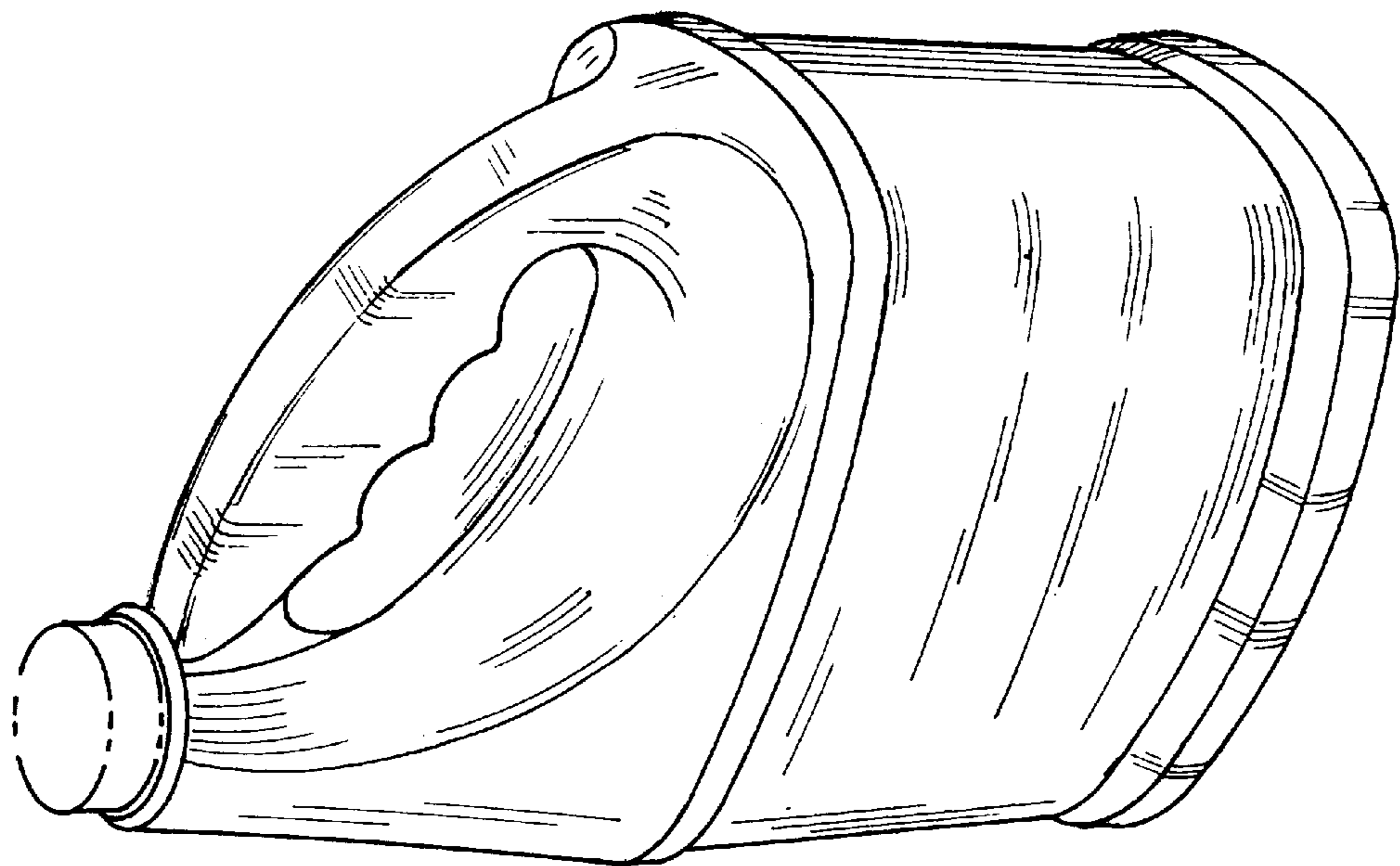


FIG. 1

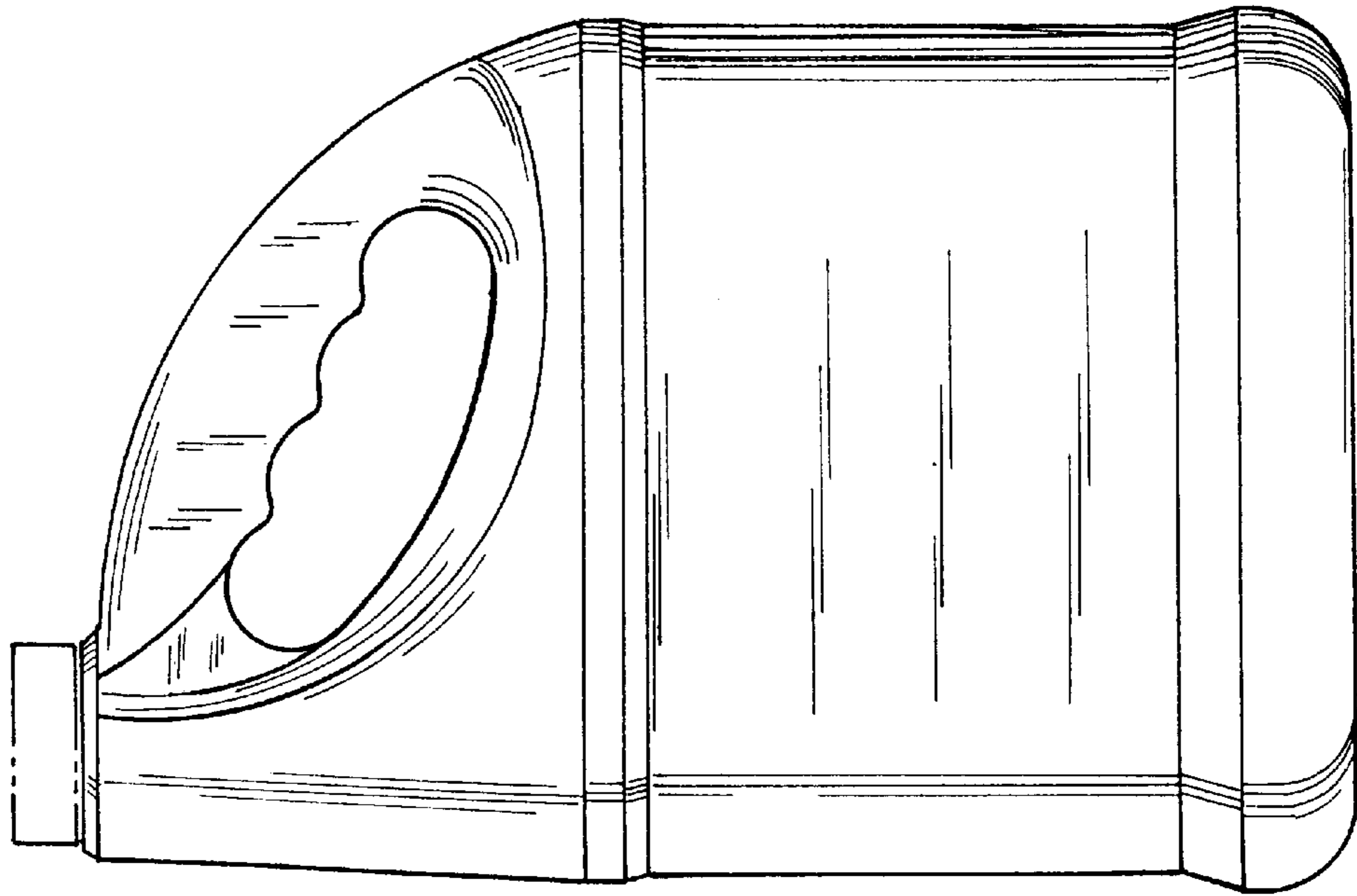


FIG. 2

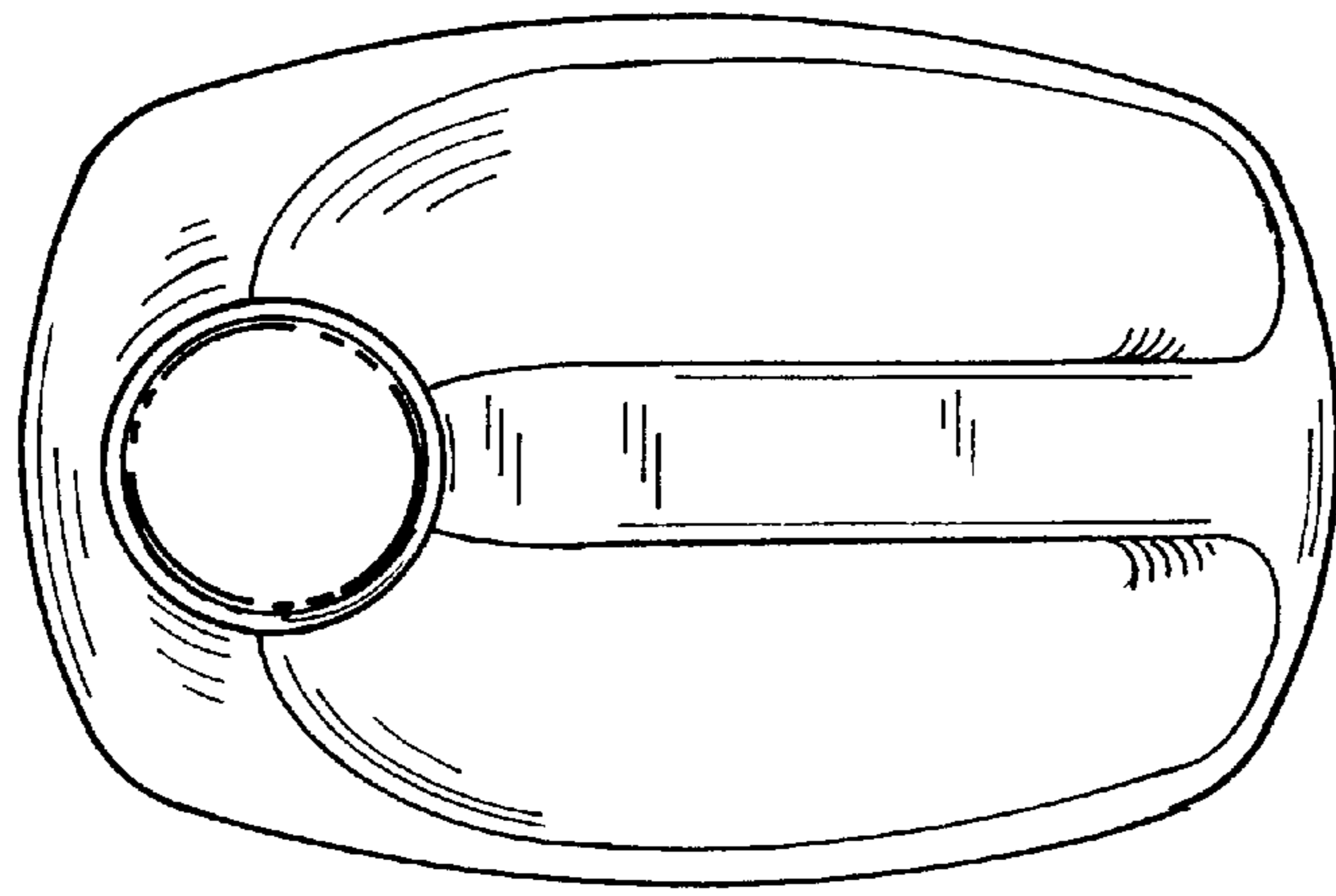


FIG. 3

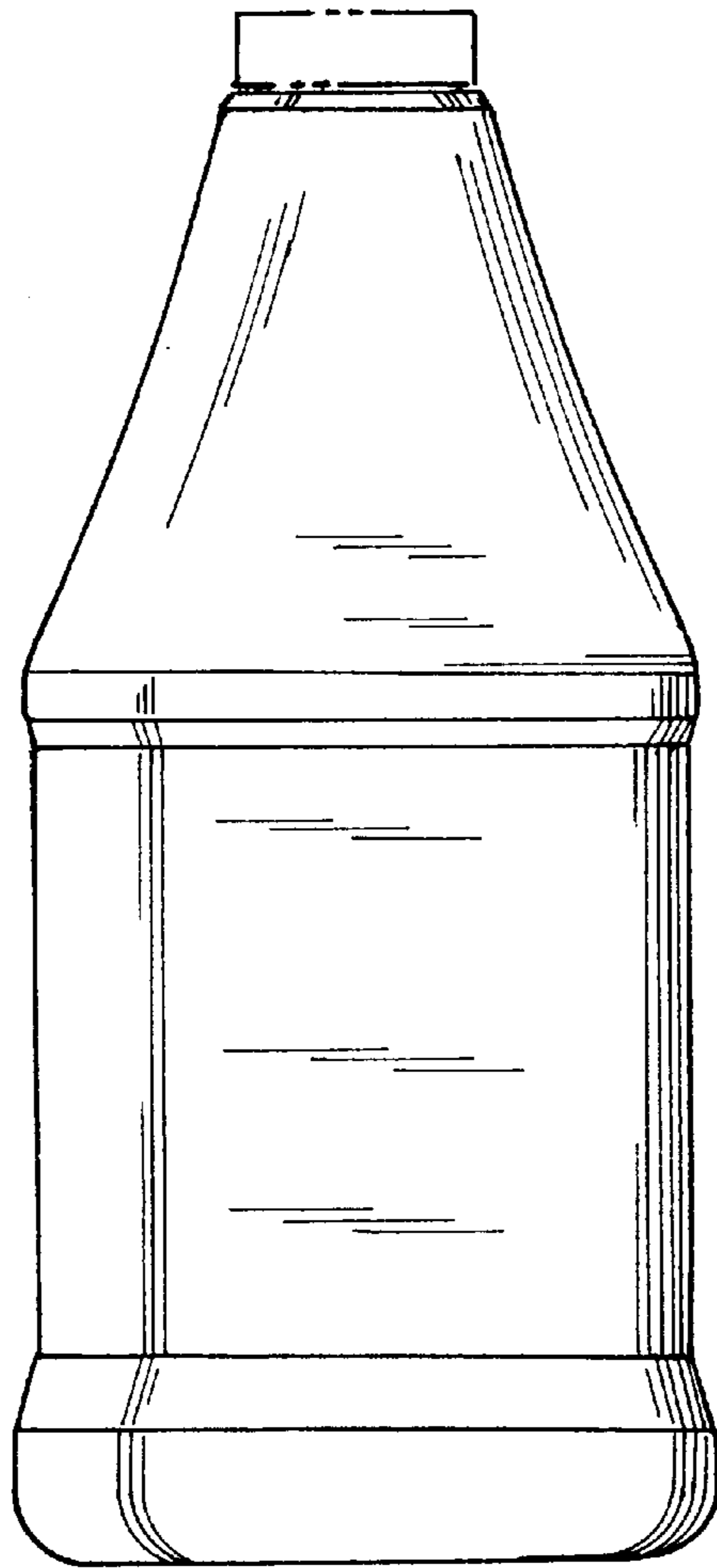


FIG. 4

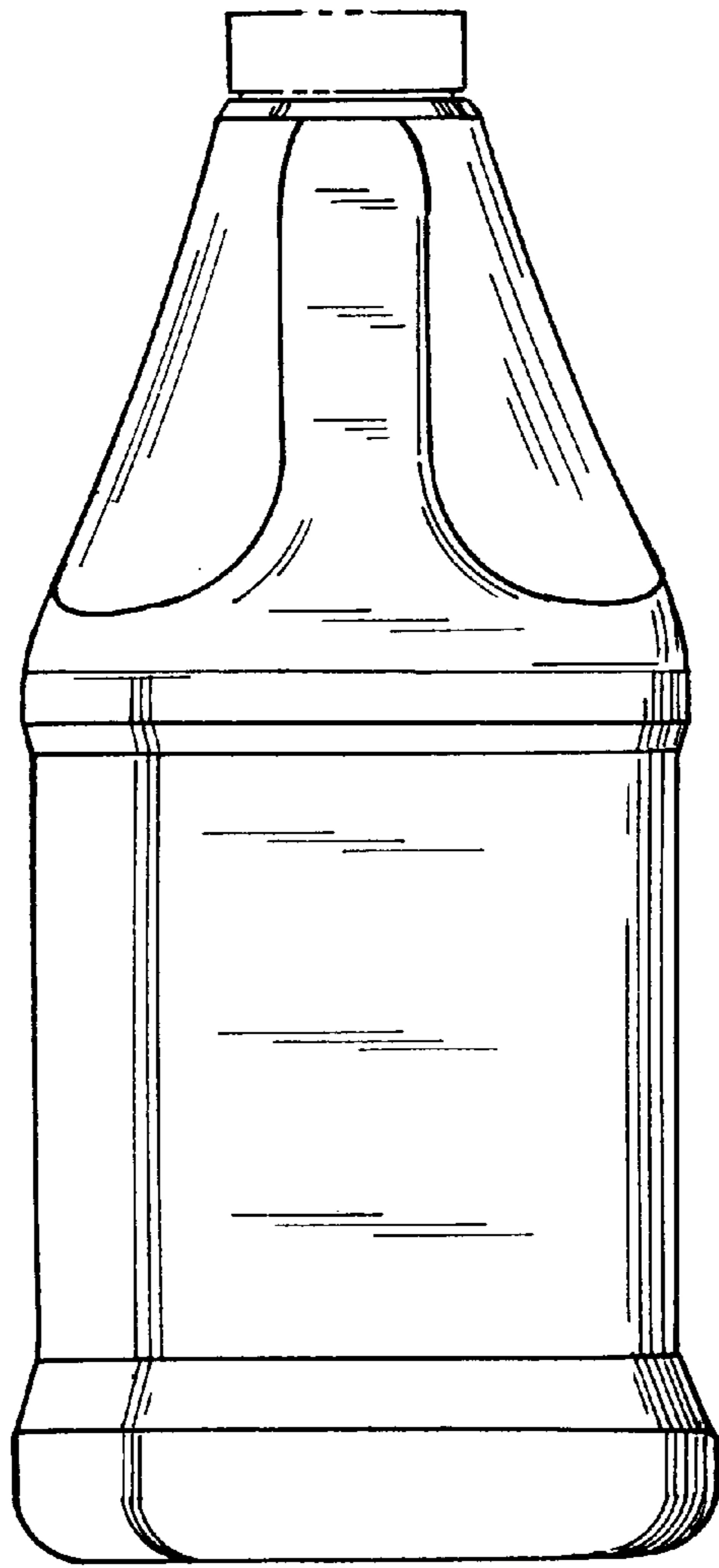


FIG. 5

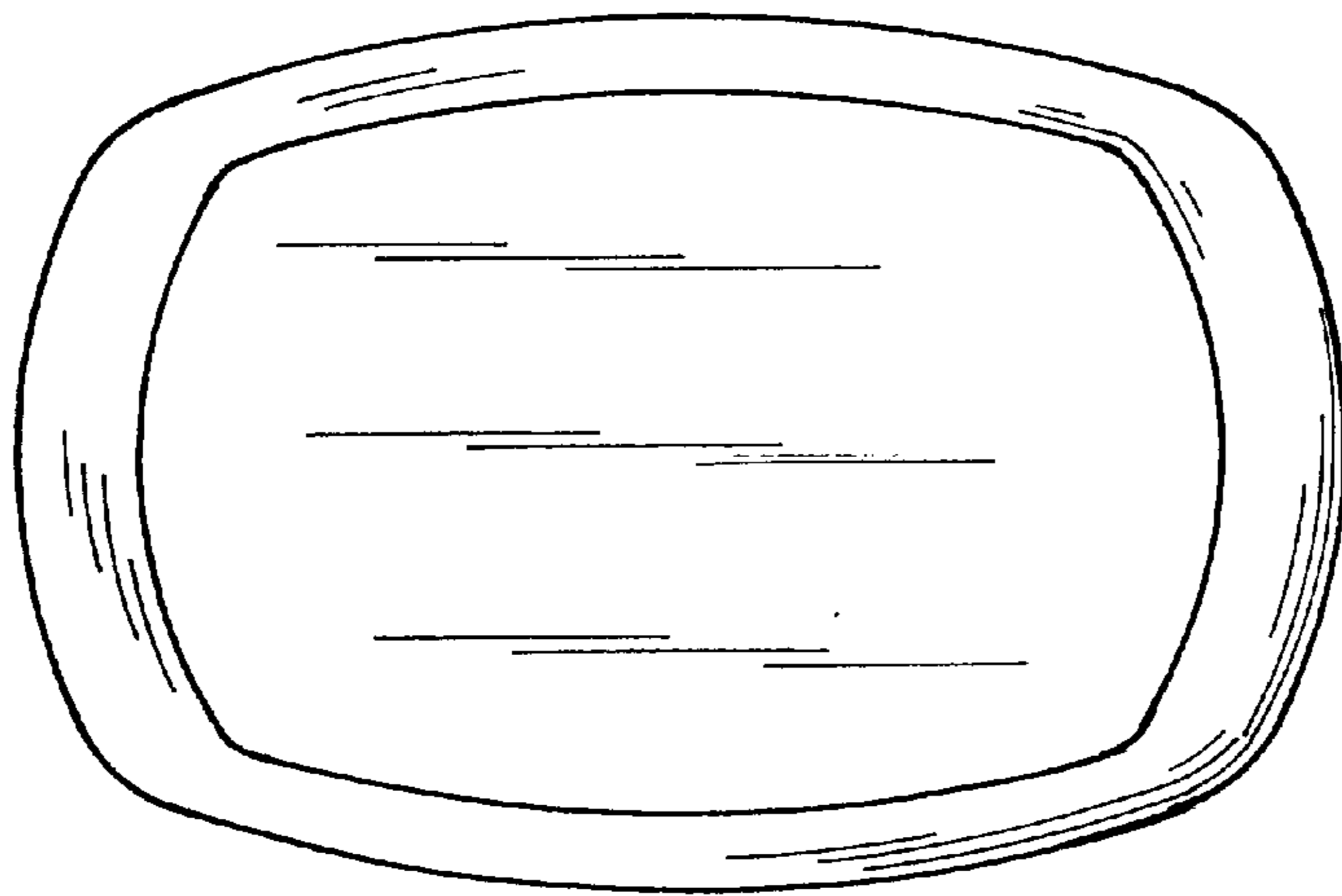


FIG. 6