



US00D413510S

United States Patent [19] Dunay

[11] **Patent Number: Des. 413,510**

[45] **Date of Patent: ** Sep. 7, 1999**

[54] **COMBINED BOTTLE AND CAP**

[75] Inventor: **Henry Dunay**, New York, N.Y.

[73] Assignee: **Henry Dunay Designs, Inc.**, New York, N.Y.

[**] Term: **14 Years**

[21] Appl. No.: **29/094,817**

[22] Filed: **Oct. 9, 1998**

[51] **LOC (6) Cl.** **09-01**

[52] **U.S. Cl.** **D9/329; D9/335; D9/522; D9/529; D9/569**

[58] **Field of Search** **D9/522, 529, 329, D9/335, 551, 564, 562, 451, 552, 565, 556, 569, 571; D28/87; 215/382, 383, 384**

[56] **References Cited**

U.S. PATENT DOCUMENTS

D. 49,722 10/1916 Canegiser D9/329

D. 108,023 1/1938 Steuer D9/556
D. 268,097 3/1983 Thompson D9/529
D. 335,086 4/1993 Wacker D9/529
D. 345,919 4/1994 Chevassus D9/529

Primary Examiner—Lucy Lieberman
Attorney, Agent, or Firm—Panitch Schwarze Jacobs & Nadel, P.C.

[57] **CLAIM**

The ornamental design for a combined bottle and cap, as shown and described.

DESCRIPTION

FIG. 1 is a perspective view of a combined bottle and cap in accordance with my new design;
FIG. 2 is a top plan view thereof;
FIG. 3 is a front elevational view thereof;
FIG. 4 is a left elevational view thereof;
FIG. 5 is a rear elevational view thereof;
FIG. 6 is a right elevational view thereof; and,
FIG. 7 is a bottom plan view thereof.

1 Claim, 2 Drawing Sheets



FIG. 1

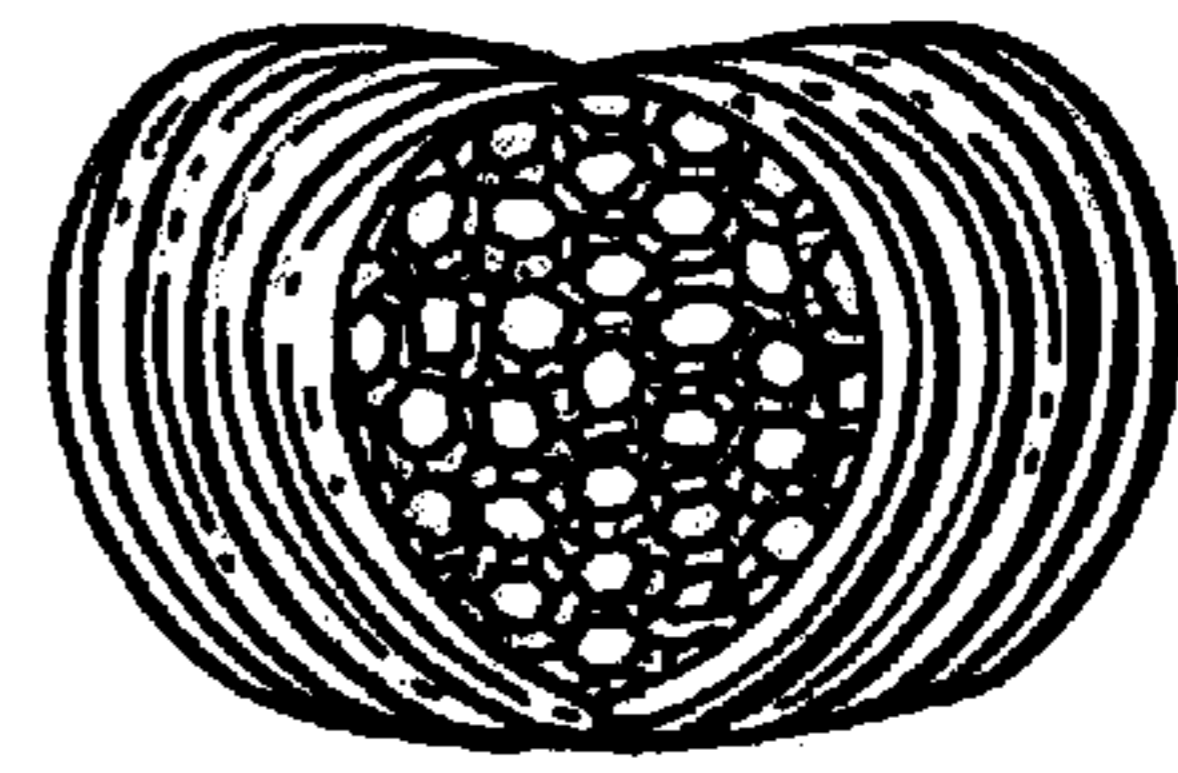



FIG. 2

FIG. 3




FIG. 4



FIG. 6



FIG. 5

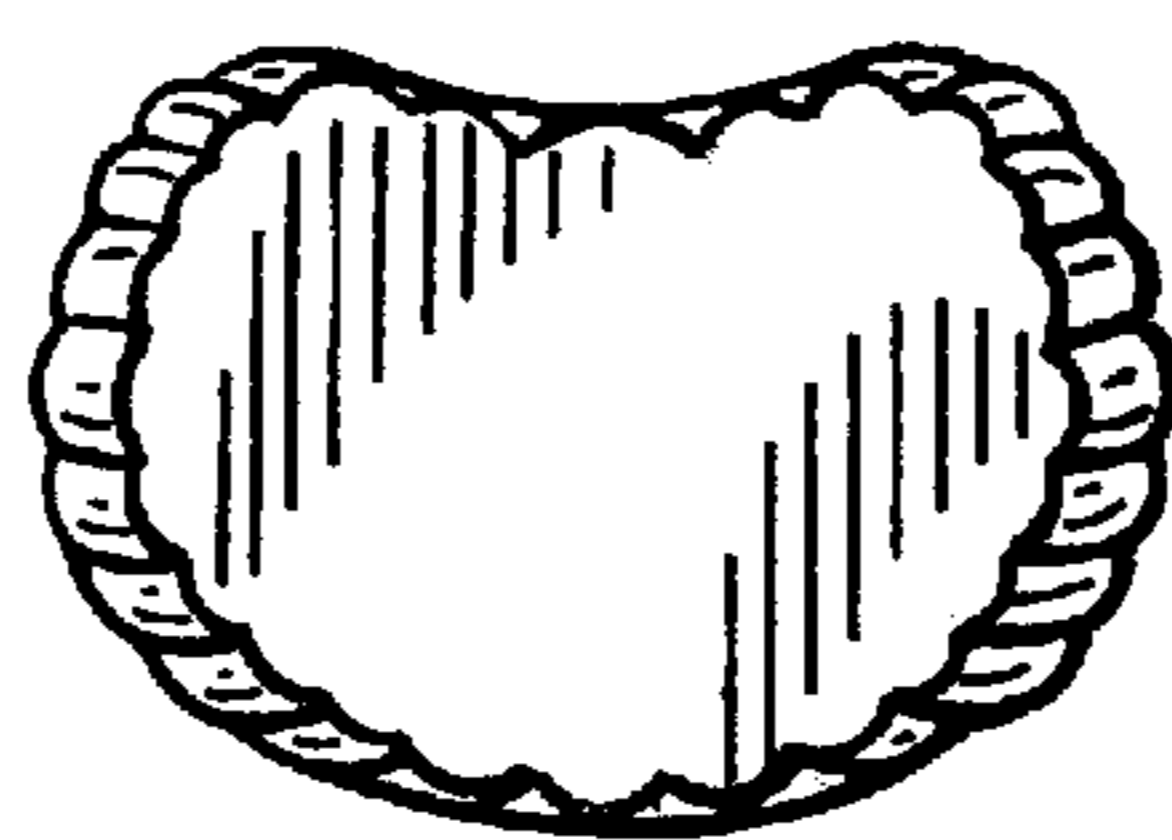



FIG. 7