



US00D413503S

# United States Patent [19] Dugdale

[11] **Patent Number: Des. 413,503**

[45] **Date of Patent: \*\* Sep. 7, 1999**

[54] **FOLDING KNIFE**

[75] Inventor: **Daniel J. Dugdale**, Walpole, Mass.

[73] Assignee: **Fiskars, Inc.**, Madison, Wis.

[\*\*] Term: **14 Years**

[21] Appl. No.: **29/087,769**

[22] Filed: **May 8, 1998**

[51] **LOC (6) Cl.** ..... **08-03**

[52] **U.S. Cl.** ..... **D8/99**

[58] **Field of Search** ..... D8/98, 99; D22/118;  
30/153, 154, 155, 156, 157, 158, 159, 160,  
161, 162

[56] **References Cited**

**U.S. PATENT DOCUMENTS**

D. 252,182	6/1979	Poehlmann	.....	D8/99
D. 302,649	8/1989	Porsche et al.	.....	D8/99
D. 321,820	11/1991	Russell	.....	D8/99
D. 361,254	8/1995	Silberstein	.....	D8/99
1,357,398	11/1920	Haywood	.....	30/161
3,839,788	10/1974	Addis	.....	30/287
3,942,249	3/1976	Poehlmann	.....	30/160
4,145,808	3/1979	Walsh	.....	30/91.2
4,170,061	10/1979	Henry	.....	30/160
4,478,532	10/1984	Puro	.....	403/157
4,535,539	8/1985	Friedman et al.	.....	30/161

4,670,984	6/1987	Rickard	.....	30/161
4,918,820	4/1990	Korb et al.	.....	30/161
4,947,552	8/1990	Barnes	.....	30/161
5,093,995	3/1992	Jan	.....	30/161
5,553,386	9/1996	Hsu	.....	30/161

**FOREIGN PATENT DOCUMENTS**

60608 1/1892 Germany .

*Primary Examiner*—Philip S. Hyder  
*Attorney, Agent, or Firm*—Foley & Lardner

[57] **CLAIM**

The ornamental design for a folding knife, as shown.

**DESCRIPTION**

FIG. 1 is a perspective view of a folding knife in accordance with my new design;

FIG. 2 is a top plan view thereof;

FIG. 3 is a left side elevational view thereof;

FIG. 4 is a right side elevational view thereof;

FIG. 5 is a bottom plan view thereof;

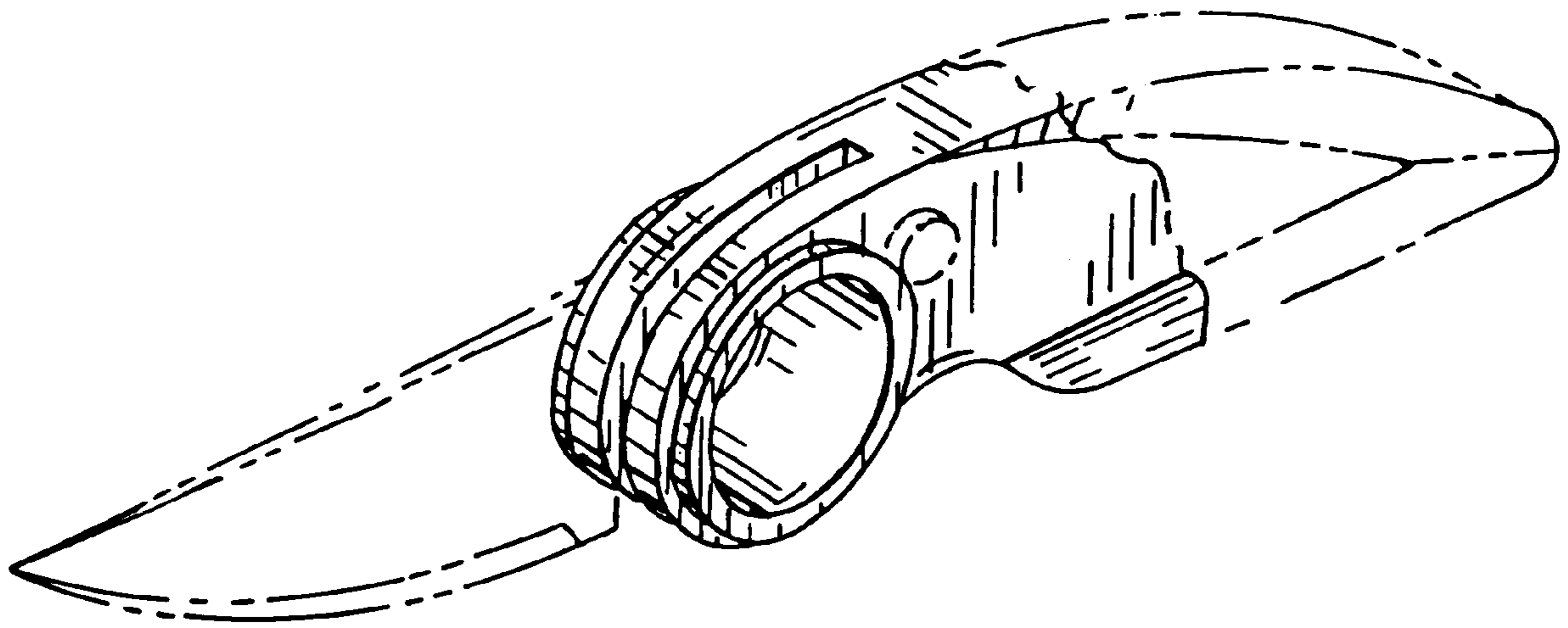
FIG. 6 is a front elevational view thereof;

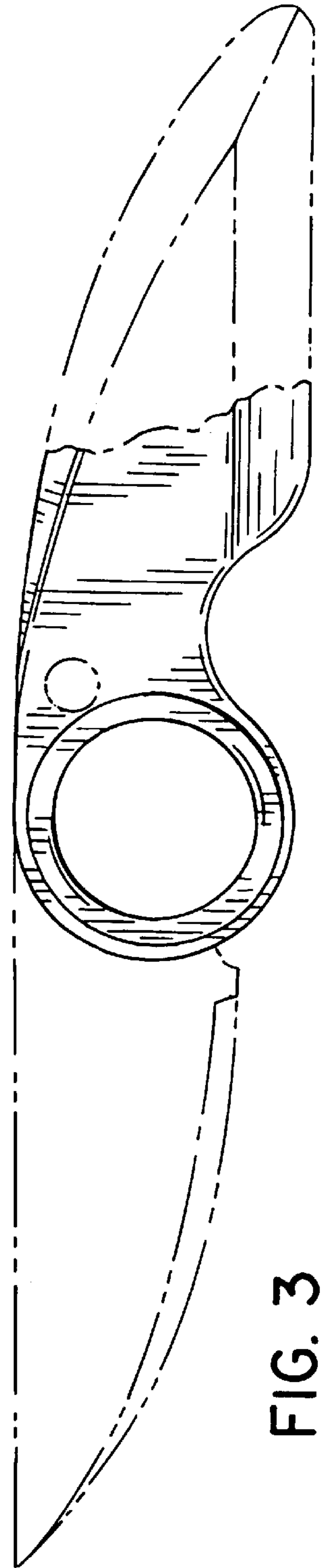
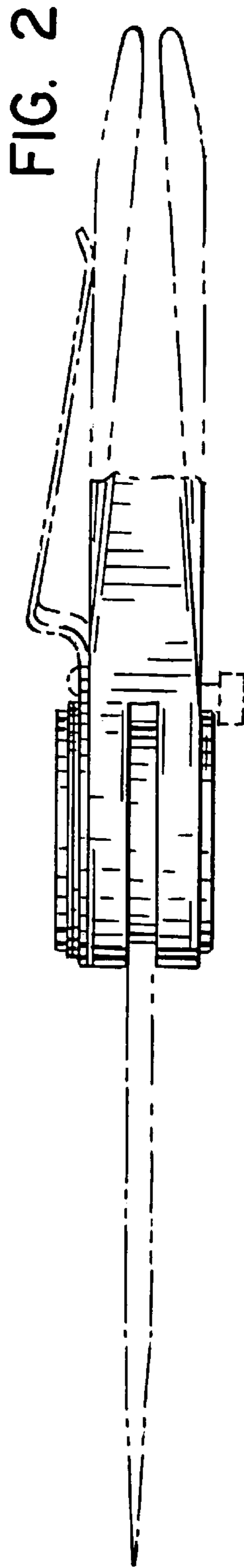
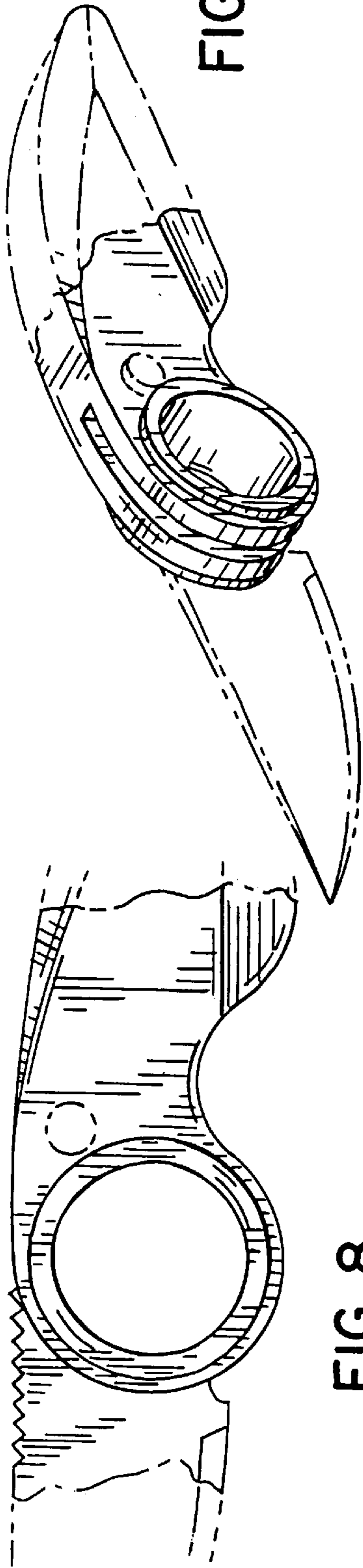
FIG. 7 is a rear elevational view thereof; and,

FIG. 8 is a partial left side elevational view of an alternate embodiment of the folding knife.

The broken lines showing further details of the folding knife are for illustrative purposes only and form no part of the claimed design.

**1 Claim, 2 Drawing Sheets**





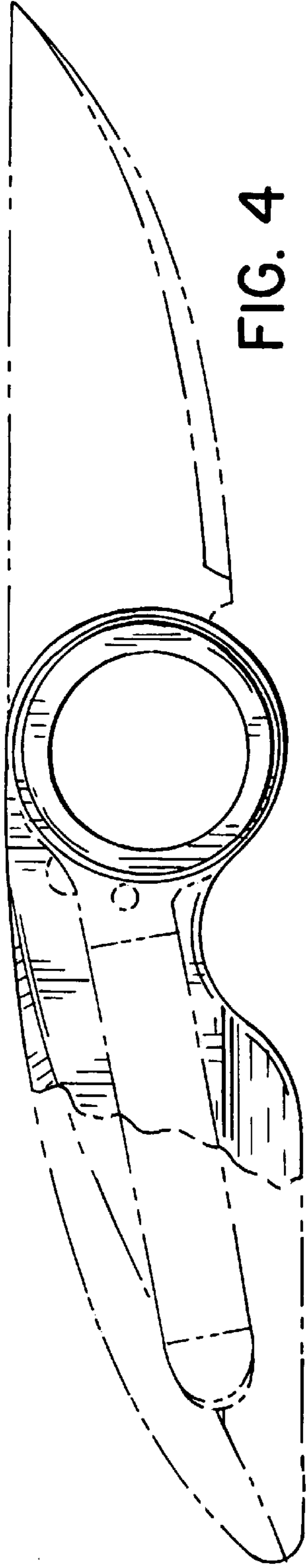


FIG. 4

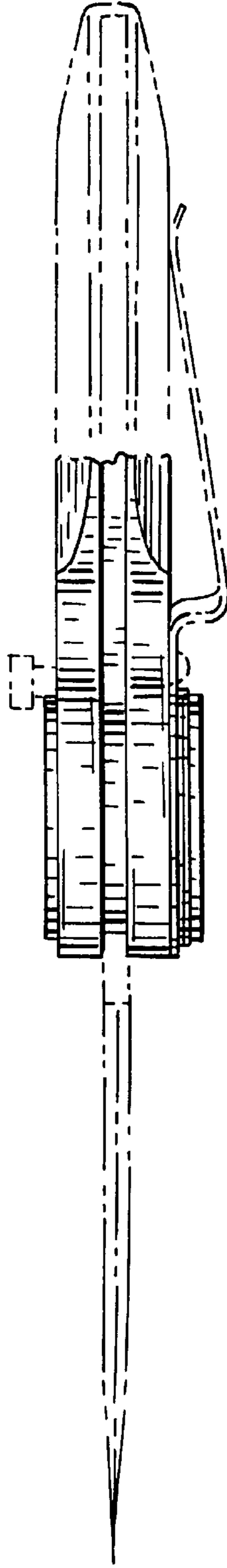


FIG. 5

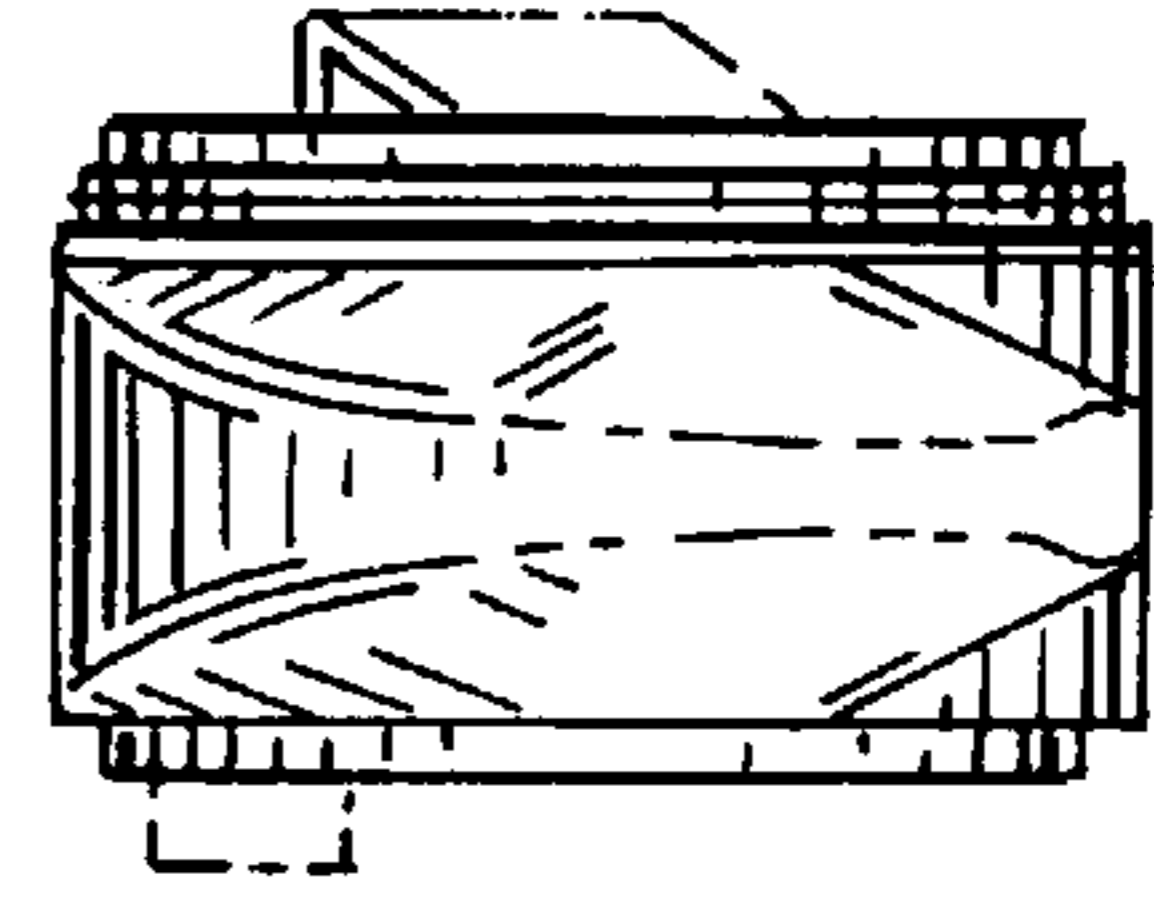


FIG. 7

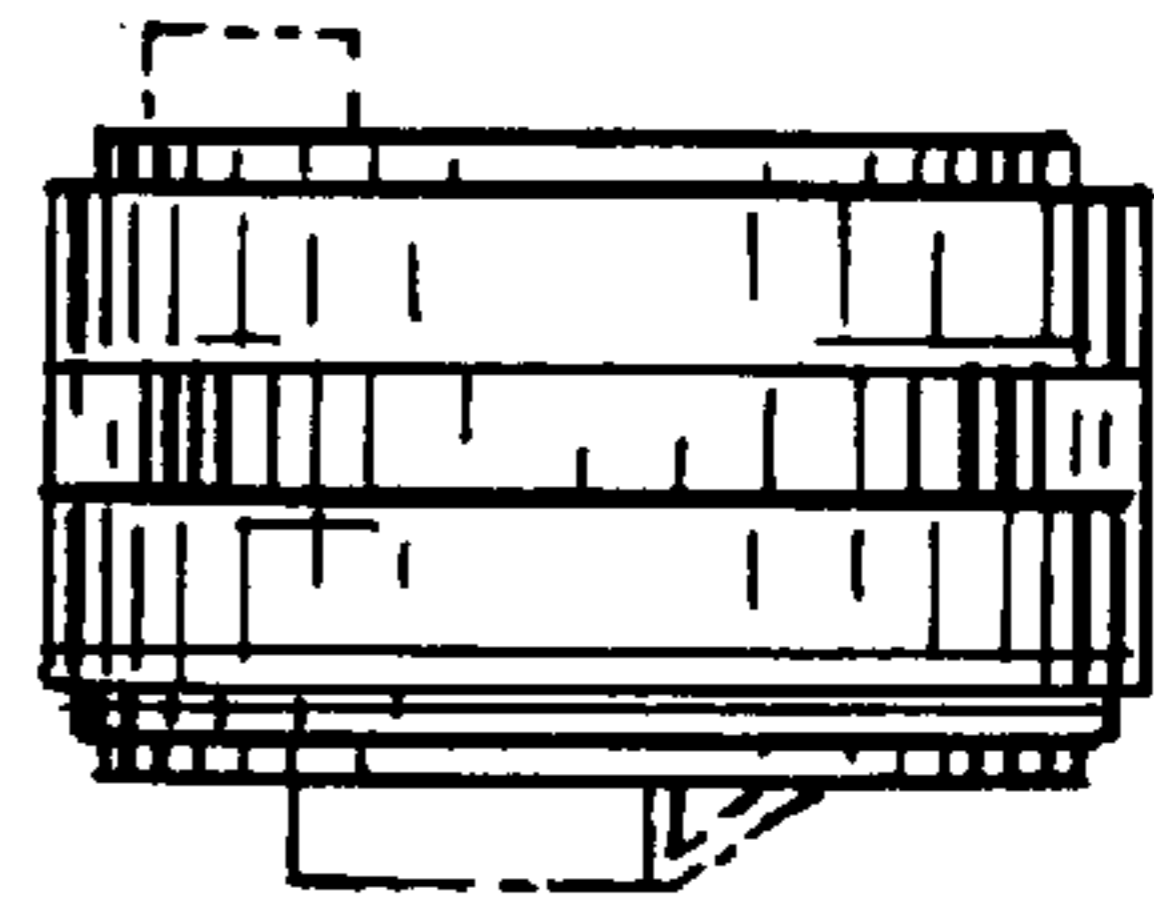


FIG. 6