



US00D413497S

United States Patent [19]

Coleman, Jr. et al.

[11] Patent Number: **Des. 413,497**

[45] Date of Patent: **** Sep. 7, 1999**

[54] **MAGNETIC RETRIEVAL TOOL WITH HAND GRIP**

[75] Inventors: **Edward S. Coleman, Jr.**, Ridgefield, Conn.; **Stanley Stromski**, Riverhead, N.Y.

[73] Assignee: **Ullman Devices Corporation**, Ridgefield, Conn.

[**] Term: **14 Years**

[21] Appl. No.: **29/079,148**

[22] Filed: **Oct. 23, 1997**

[51] **LOC (6) Cl.** **08-05**

[52] **U.S. Cl.** **D8/14**

[58] **Field of Search** D8/14, 51; 294/19.1, 294/65.5; 335/285

[56] **References Cited**

U.S. PATENT DOCUMENTS

- D. 377,139 1/1997 Bruns D8/14
- D. 378,337 3/1997 Reynolds et al. D8/14

- 3,474,833 10/1969 Garrette et al. 294/19.1 X
- 4,793,646 12/1988 Michaud 294/19.1
- 5,381,319 1/1995 Shiao 294/65.5 X
- 5,647,623 7/1997 Shiao 294/65.5

Primary Examiner—Ted Shooman
Assistant Examiner—Richelle Shelton
Attorney, Agent, or Firm—Bachman & Lapointe, PC

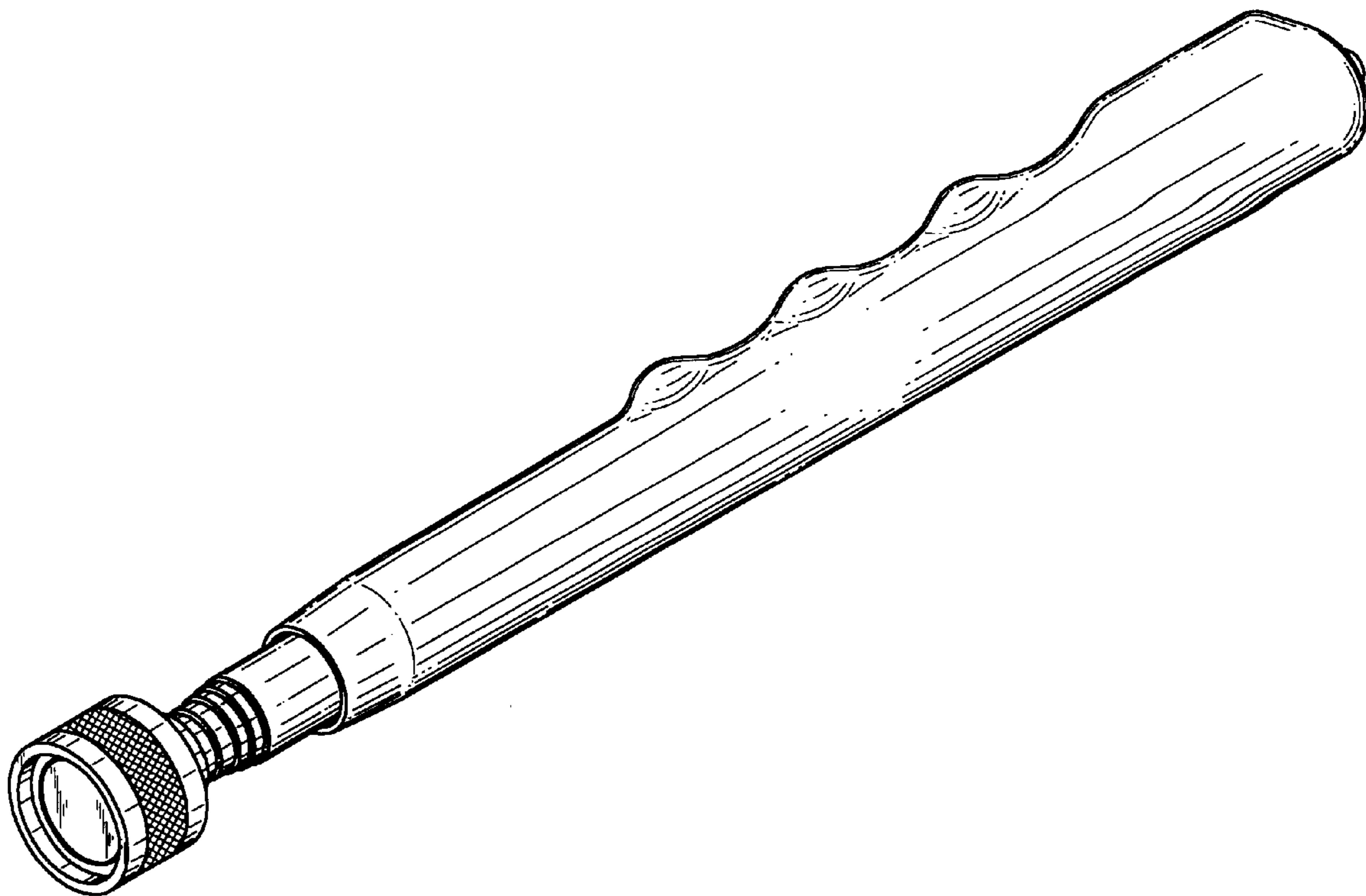
[57] **CLAIM**

The ornamental design for magnetic retrieval tool with hand grip, as shown.

DESCRIPTION

FIG. 1 is a perspective view of an ornamental design in accordance with the present invention; FIG. 2 is a side view of the embodiment of FIG. 1; FIG. 3 is a bottom view of the embodiment of FIG. 1; FIG. 4 is a top view of the embodiment of FIG. 1; FIG. 5 is a front end view of the apparatus of FIG. 1; FIG. 6 is a rear end view of the apparatus of FIG. 1; and, FIG. 7 is a side view of the apparatus of FIG. 1 in an extended position.

1 Claim, 2 Drawing Sheets



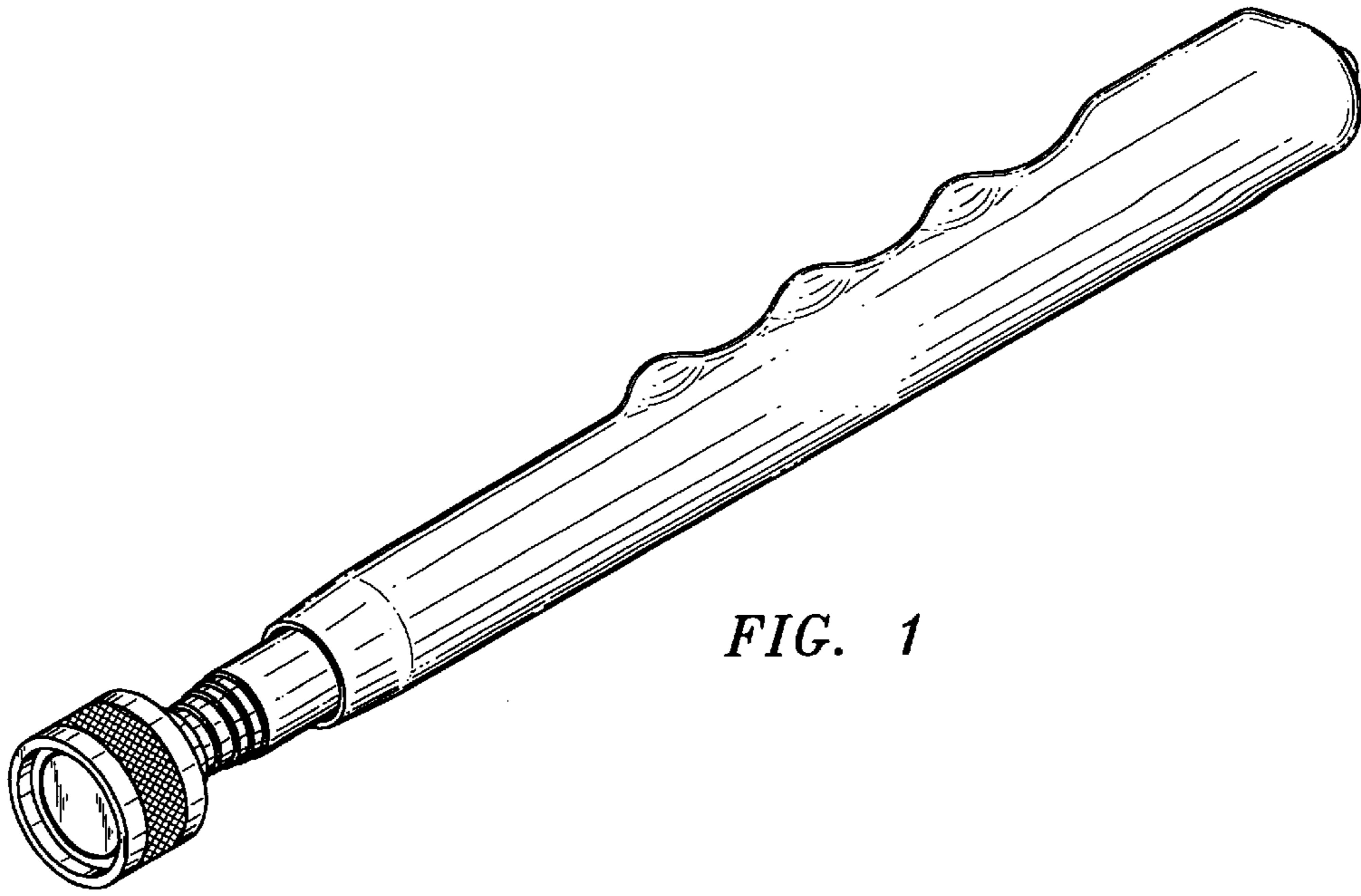


FIG. 1

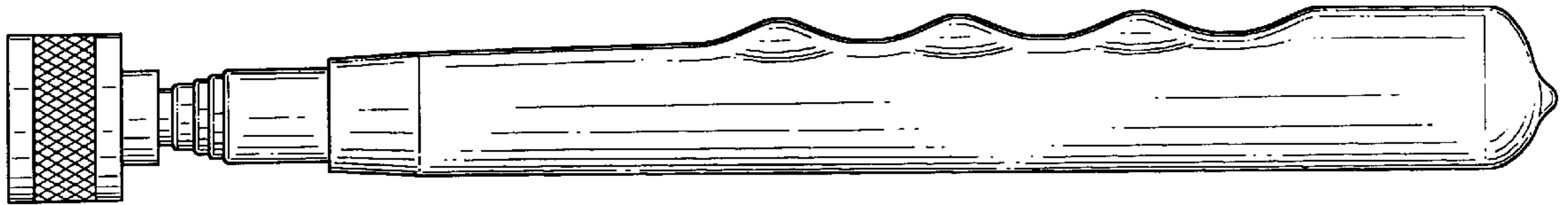


FIG. 2

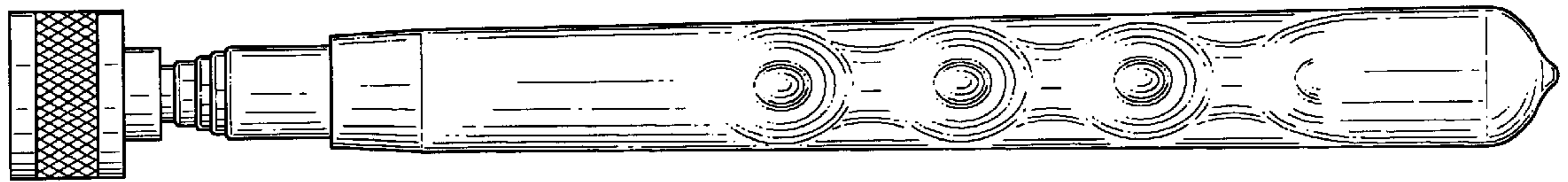


FIG. 3




FIG. 4



FIG. 5



FIG. 6

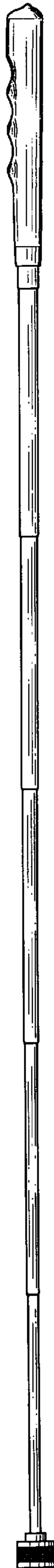


FIG. 7