



US00D413493S

United States Patent [19] Thurlow

[11] **Patent Number: Des. 413,493**

[45] **Date of Patent: ** Sep. 7, 1999**

[54] **WHISK**

[76] Inventor: **Heida L. Thurlow**, 10814 Riverview,
Houston, Tex. 77042

[**] Term: **14 Years**

[21] Appl. No.: **29/095,703**

[22] Filed: **Oct. 28, 1998**

Related U.S. Application Data

[63] Continuation-in-part of application No. 29/077,769, Oct. 9,
1997.

[51] **LOC (6) Cl.** **07-02**

[52] **U.S. Cl.** **D7/688**

[58] **Field of Search** D7/688; 366/129,
366/130, 342-344; 15/141.1, 141.2; 416/227 R,
70

[56] References Cited

U.S. PATENT DOCUMENTS

D. 217,004	3/1970	Gay	D7/688
1,986,163	1/1935	Rockwell	366/129
5,219,223	6/1993	Schmitt	366/129

OTHER PUBLICATIONS

Best Manufacturers, Catalog, published prior to Oct. 1996,
pp. 2, 3, 4, P.O. Box 20091, Portland, Or.
Amco House, Amco House Works Catalog Price List, May
1, 1994, 2 pages.

Rosle, an Italian corporation, 1 page of brochure published
prior to Jan. 1997.

Two photographs of a flat whisk of Rosle, an Italian corpo-
ration, offered for sale prior to Jan. 1997.

Primary Examiner—Mitchell I. Siegel
Attorney, Agent, or Firm—Browning Bushman

[57] CLAIM

The ornamental design for a whisk, as shown and described.

DESCRIPTION

FIG. 1 is a top plan view of a whisk showing my new design;
FIG. 2 is a side elevational view of the whisk shown in FIG.
1;

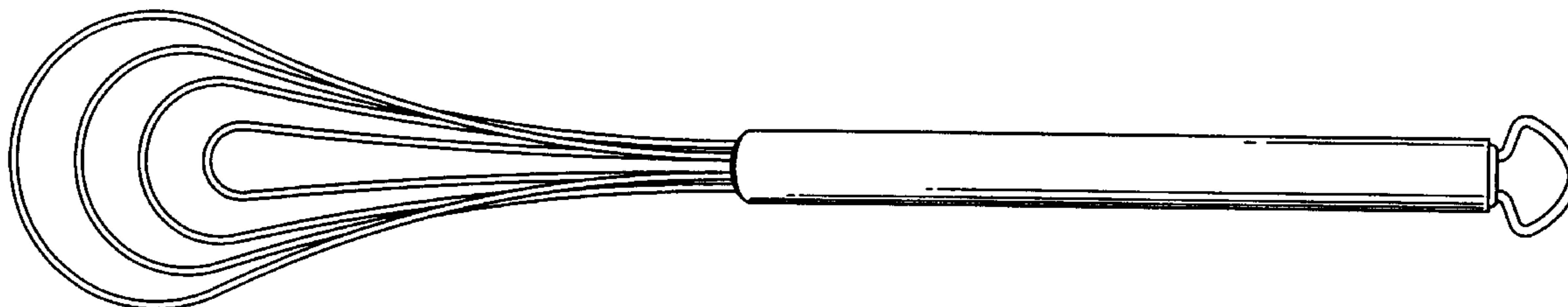
FIG. 3 is a bottom plan view of the whisk shown in FIG. 1;

FIG. 4 is a front elevational view of the whisk shown in FIG.
1;

FIG. 5 is a rear elevational view of the whisk shown in FIG.
1; and,

FIG. 6 is a section along line 6-6 of FIG. 2.

1 Claim, 2 Drawing Sheets



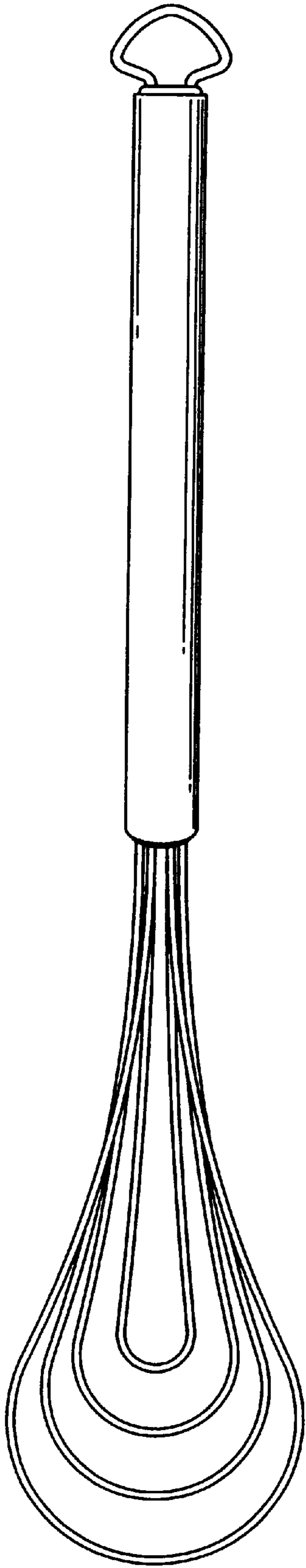


Fig. 1

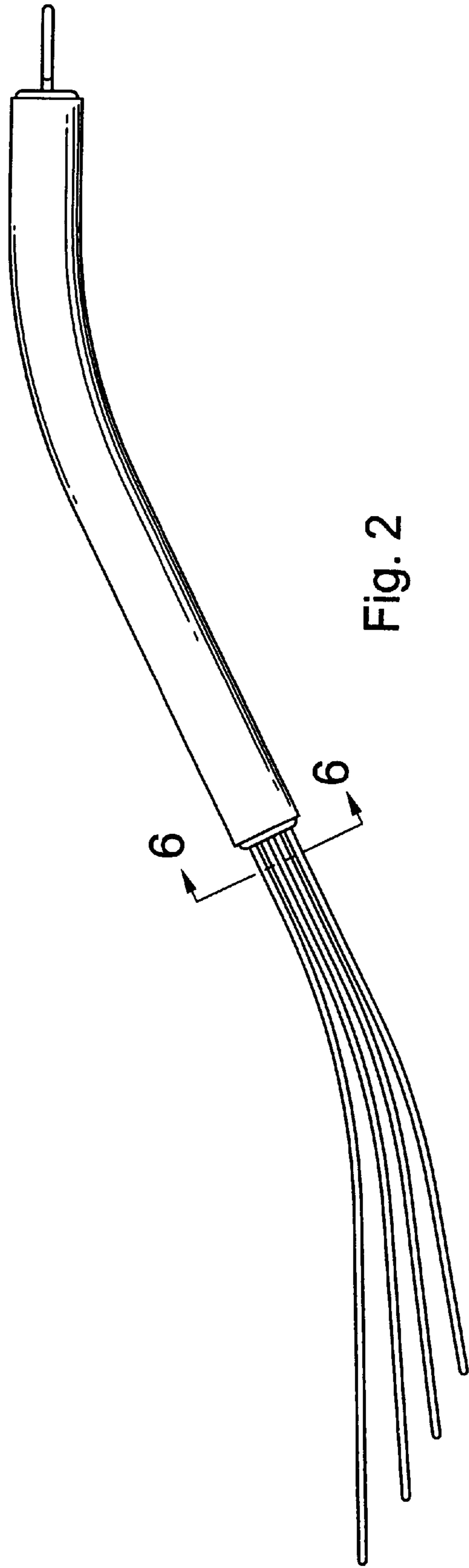


Fig. 2

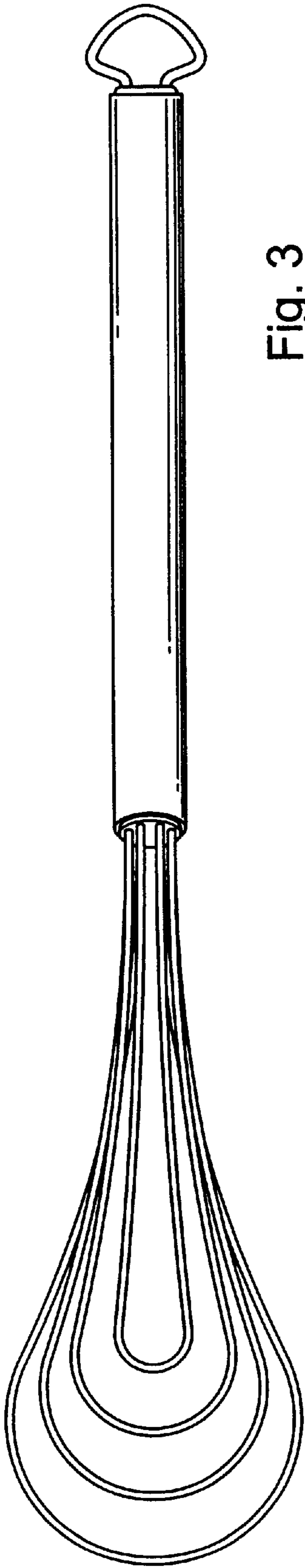


Fig. 3

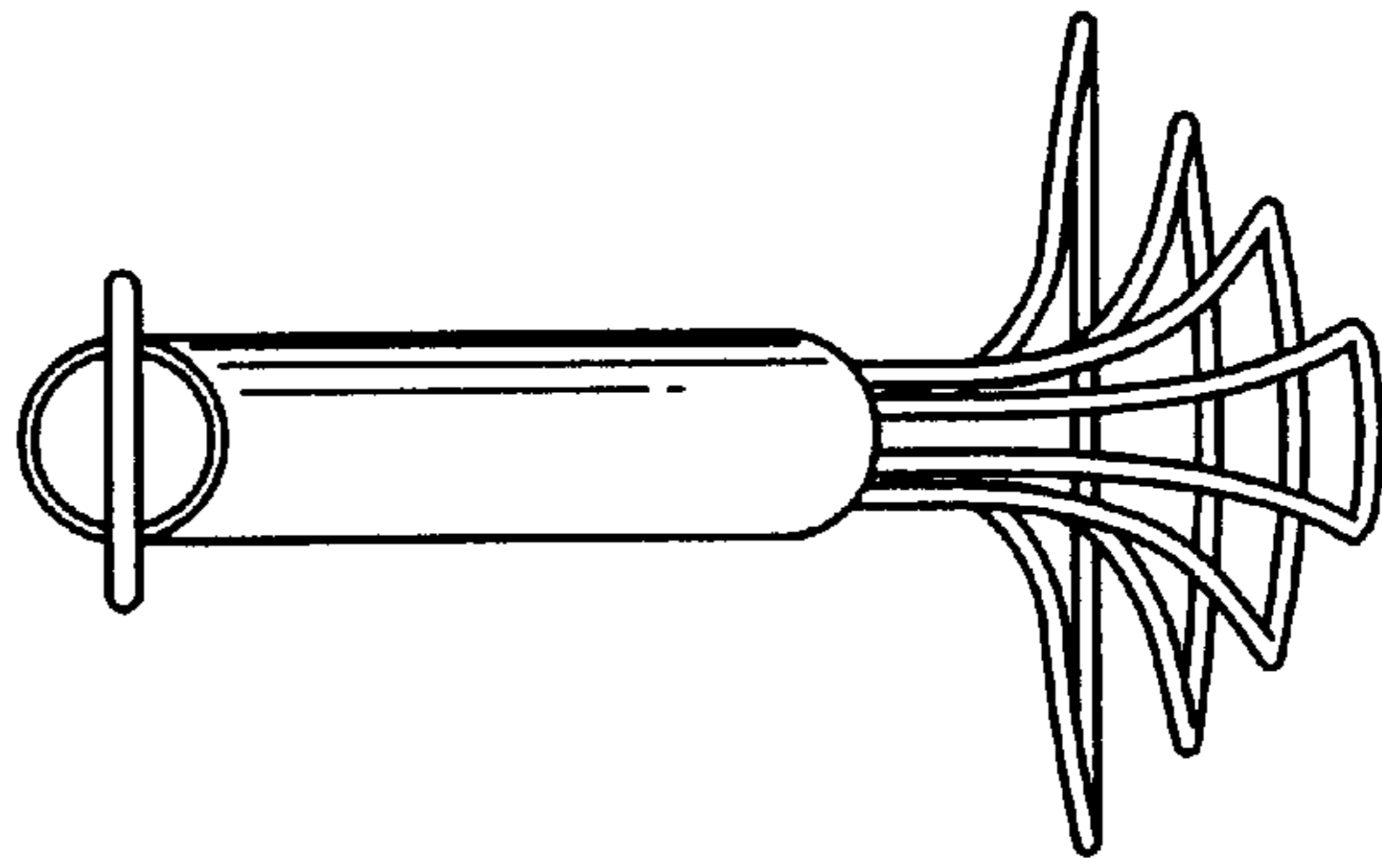


Fig. 5

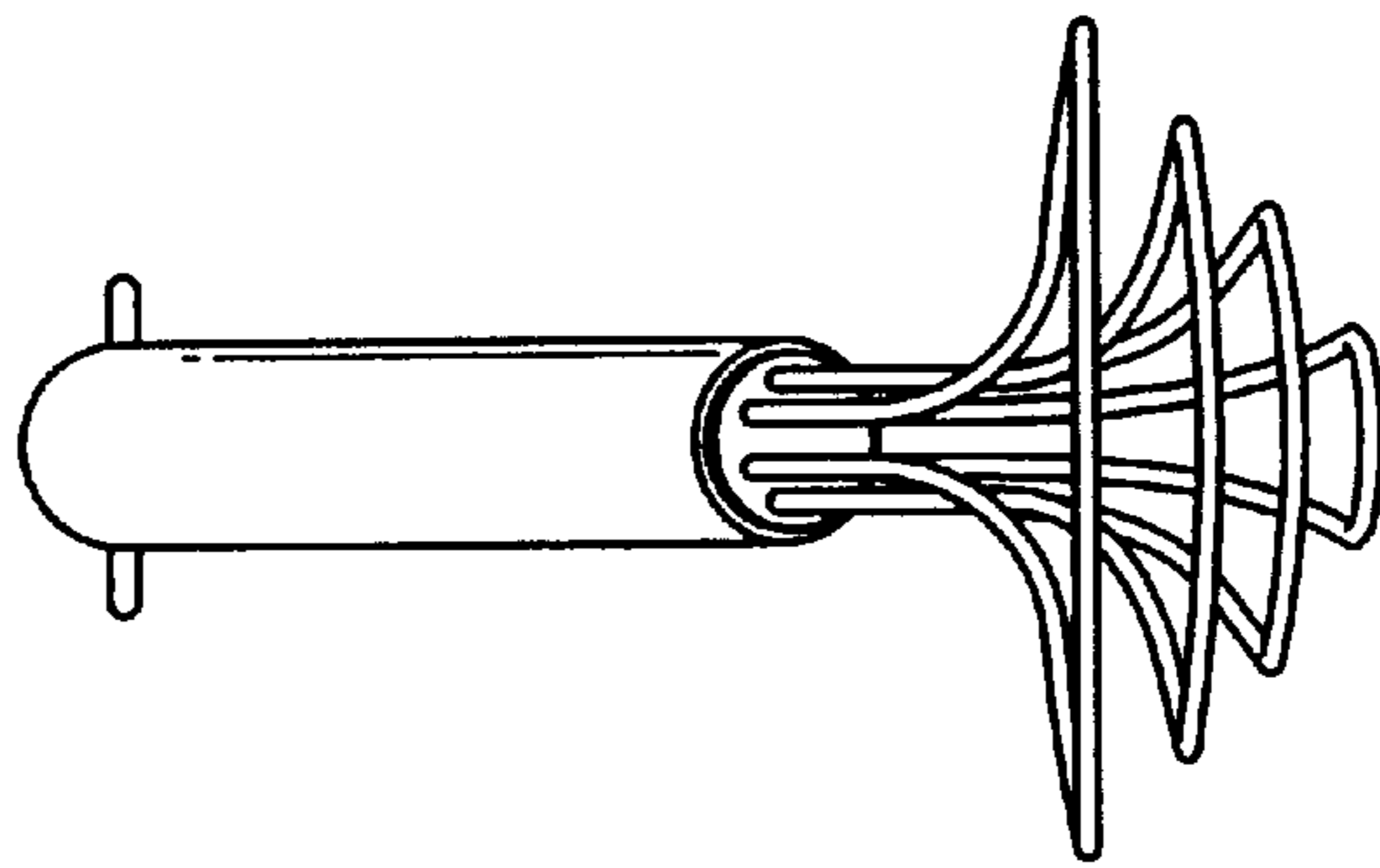


Fig. 4

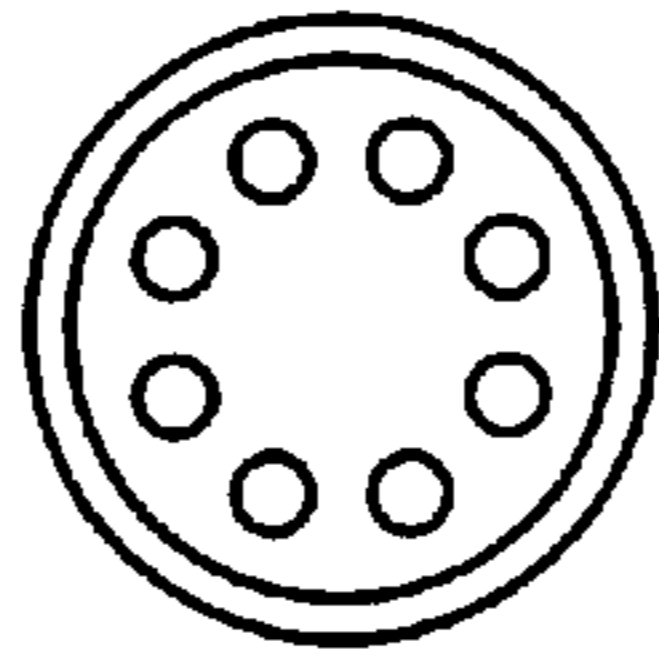


Fig. 6