



US00D413491S

# United States Patent [19] McCauley

[11] **Patent Number: Des. 413,491**  
[45] **Date of Patent: \*\* Sep. 7, 1999**

[54] **OVERSIZED COMBINED SPICE RACK AND GADGET HOLDER**

[75] Inventor: **Amy McCauley**, Guilford, Conn.

[73] Assignee: **Lipper International Inc.**, Wallingford, Conn.

[\*\*] Term: **14 Years**

[21] Appl. No.: **29/092,101**

[22] Filed: **Aug. 12, 1998**

[51] **LOC (6) Cl.** ..... **07-06**

[52] **U.S. Cl.** ..... **D7/638; D7/707**

[58] **Field of Search** ..... **D7/590, 637-641, D7/701, 703, 707, 708; 211/70, 70.6, 70.7, 74, 77, 78; D19/65, 75, 77, 81, 84**

- D. 196,989 11/1963 Page .
- 228,998 6/1880 Johnston .
- D. 248,007 5/1978 Mackey .
- D. 263,528 3/1982 Gunnigle .
- D. 264,672 6/1982 Griffin .
- D. 299,402 1/1989 Ancona et al. .
- D. 303,899 10/1989 Ancona et al. .
- D. 312,559 12/1990 Ancona et al. .
- D. 327,820 7/1992 Ancona et al. .
- D. 334,510 4/1993 Ancona et al. .
- 3,298,532 1/1967 Wilcke .
- 4,305,511 12/1981 Denholtz .
- 4,534,474 8/1985 Ng .

*Primary Examiner*—Terry A. Wallace  
*Attorney, Agent, or Firm*—Bierman, Muserlian and Lucas

[57] **CLAIM**

The ornamental design for an oversized combined spice rack and gadget holder, as shown and described.

**DESCRIPTION**

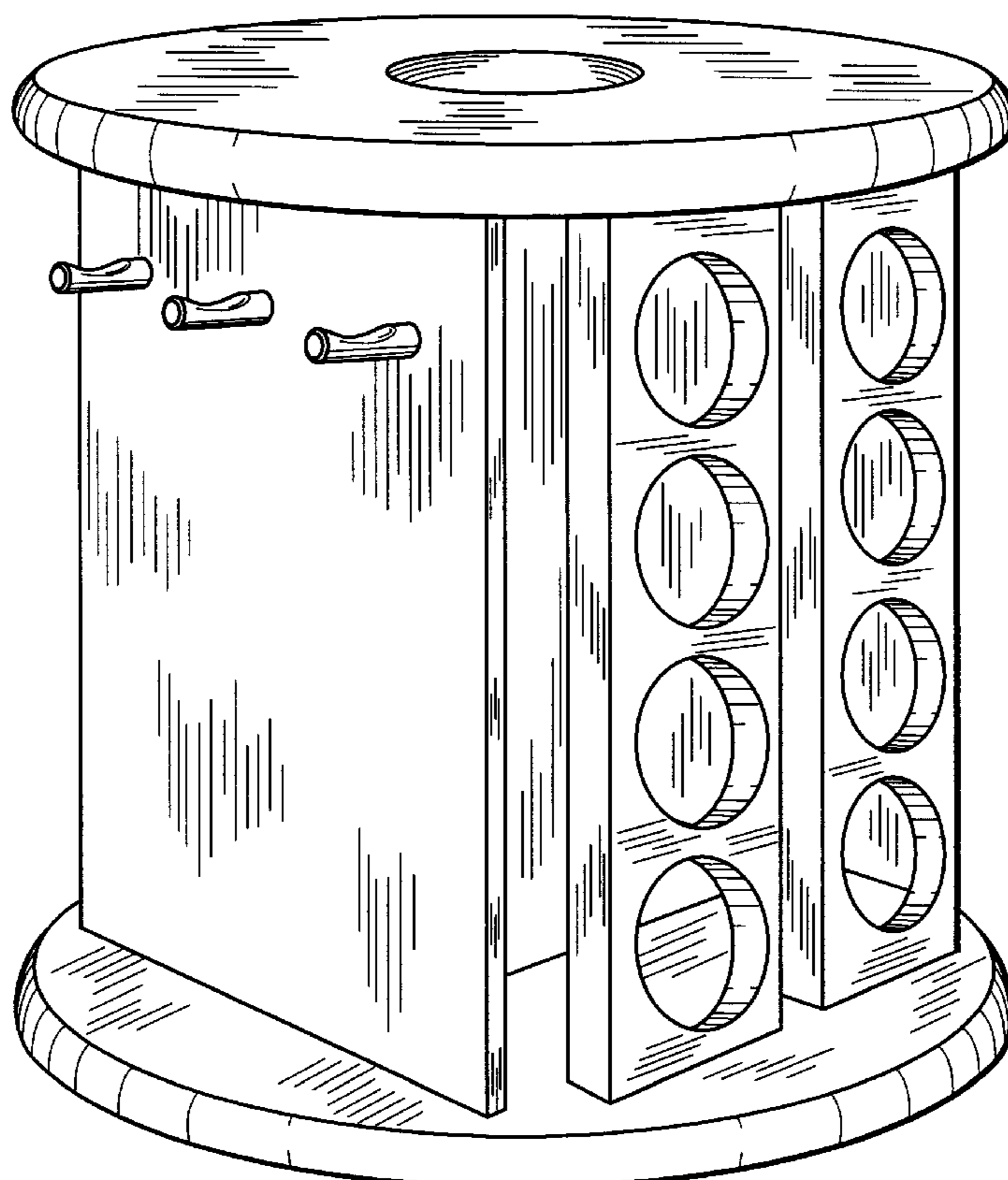
FIG. 1 is a perspective view of an oversized combined spice rack and gadget holder showing my new design, FIG. 2 is a side view thereof with the opposite side being identical, FIG. 3 is a right side view thereof, FIG. 4 is a left side view thereof, FIG. 5 is a top view thereof; and, FIG. 6 is a bottom view thereof.

**1 Claim, 5 Drawing Sheets**

[56] **References Cited**

**U.S. PATENT DOCUMENTS**

- D. 25,319 3/1896 Young .
- D. 55,639 7/1920 Onufryk .
- D. 60,083 12/1921 Burns .
- D. 76,662 4/1928 Buchenau et al. .
- D. 86,238 11/1932 Kerckel .
- D. 115,303 6/1939 Urbanek .
- D. 169,433 4/1953 Goldman .
- D. 176,004 11/1955 Brooks et al. .
- D. 187,709 4/1960 Latham .
- D. 188,064 5/1960 Hvale et al. .



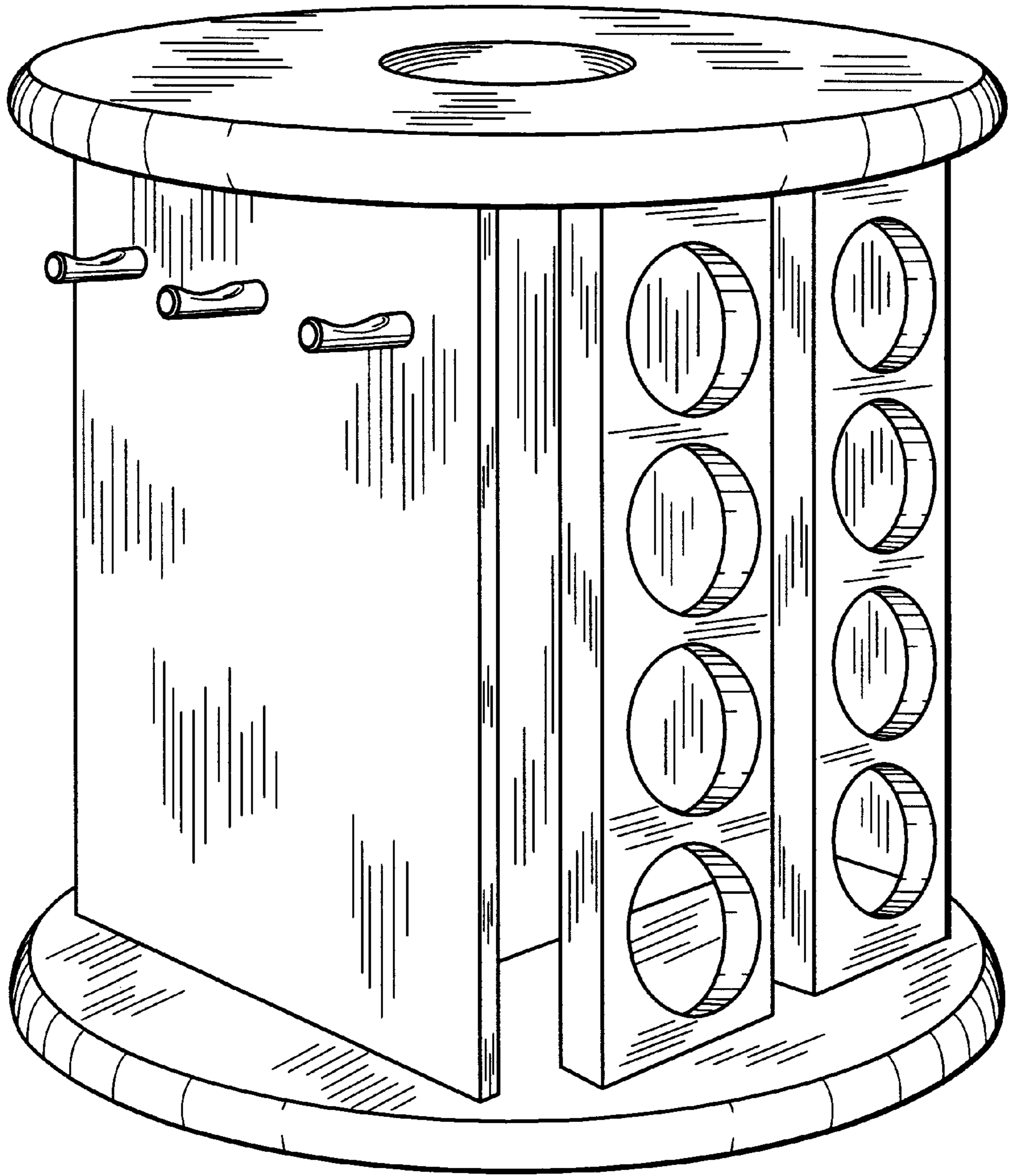


FIG. 1

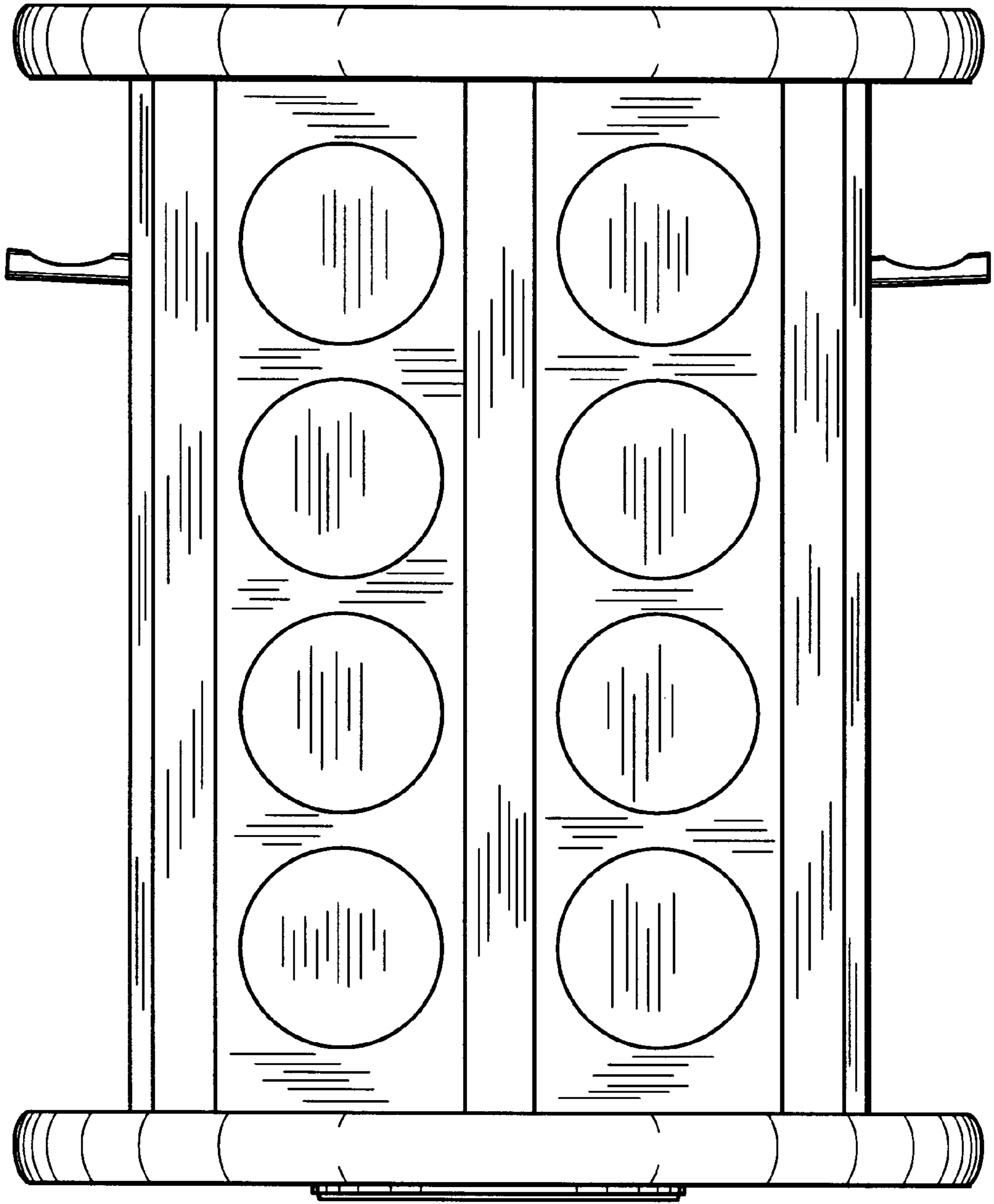


FIG. 2




FIG. 3




FIG. 4

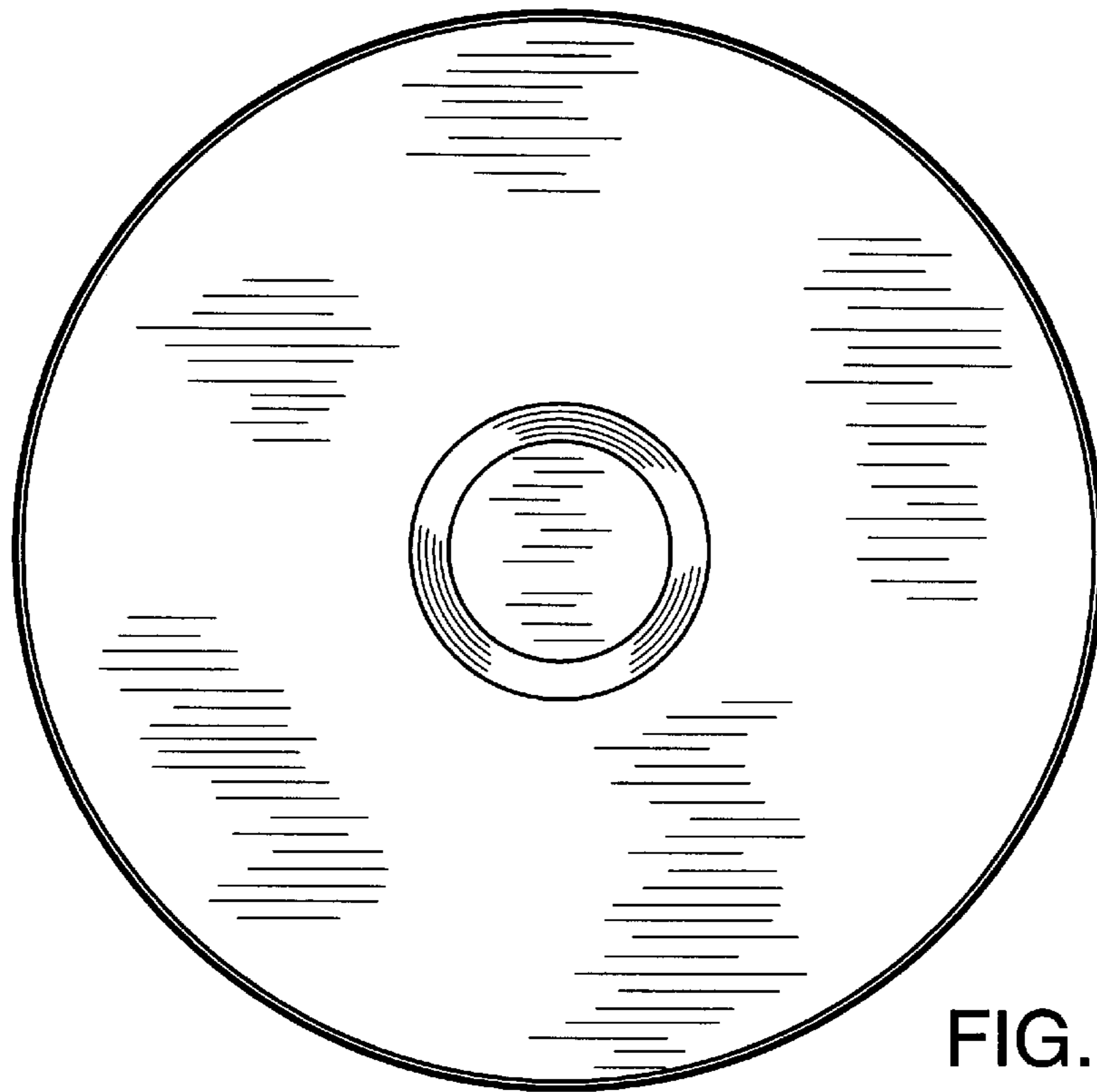


FIG. 5

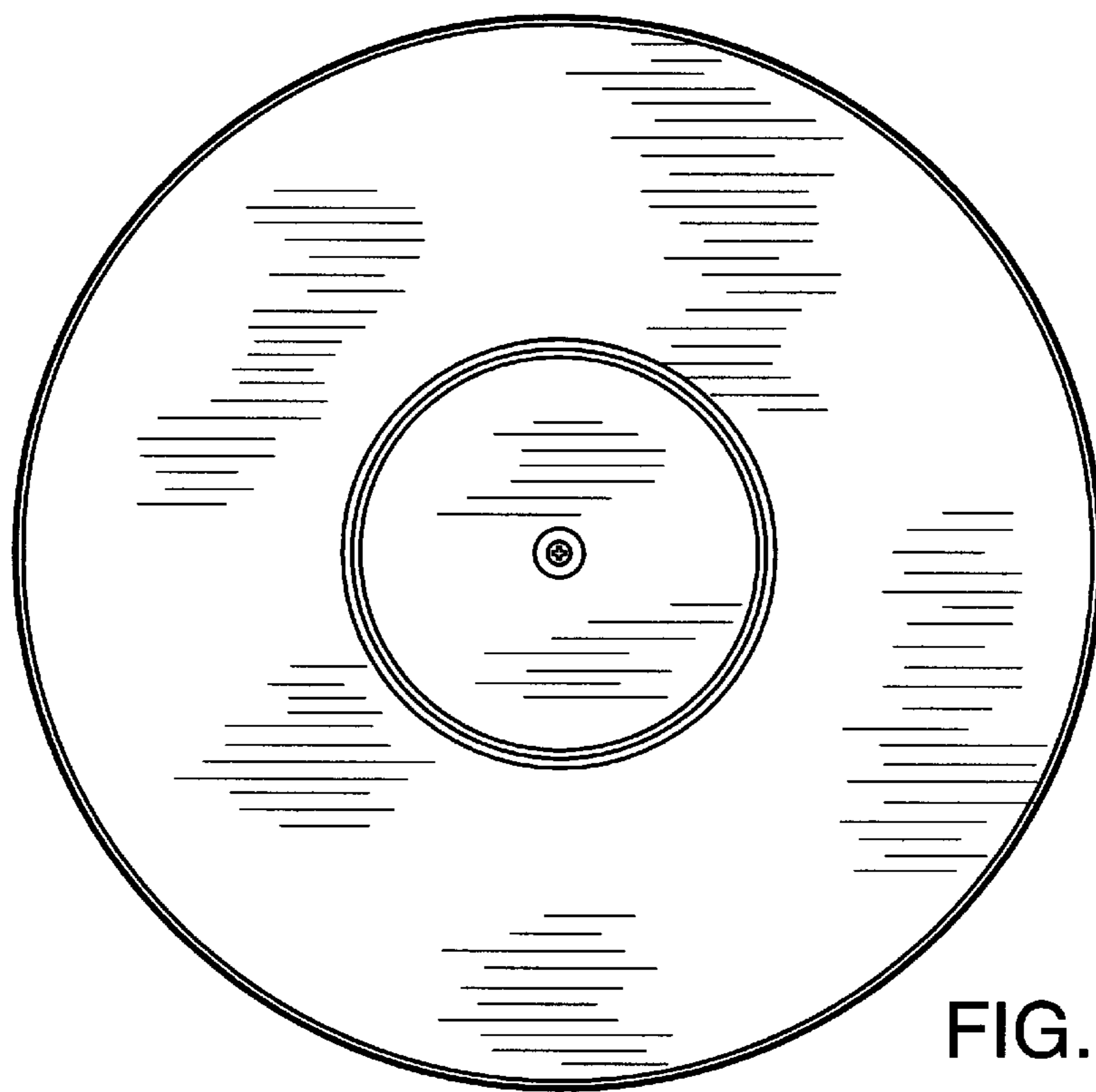


FIG. 6