



US00D413488S

United States Patent [19] Foley

[11] Patent Number: Des. 413,488

[45] Date of Patent: ** Sep. 7, 1999

[54] FLOATING WET BAR

[76] Inventor: **Forrest K. Foley**, 2616 Trophy Dr.,
Plano, Tex. 75025

[**] Term: **14 Years**

[21] Appl. No.: **29/095,816**

[22] Filed: **Oct. 30, 1998**

[51] LOC (6) Cl. **07-01**

[52] U.S. Cl. **D7/553.8; D7/553.4; D7/553.7**

[58] Field of Search D6/601, 596, 604;
D7/553.1, 553.2, 553.3, 553.4, 555, 408,
549, 590, 553.7, 553.8; 220/575, 737; 273/271;
D21/342, 348

[56] **References Cited**

U.S. PATENT DOCUMENTS

- D. 55,495 6/1920 White D7/590
- D. 72,917 6/1927 Traver D7/553.8
- D. 183,822 11/1958 Barnhart D7/553.8

- D. 320,909 10/1991 Szablak et al. D7/549 X
- D. 326,798 6/1992 Grossman et al. D7/549
- D. 328,402 8/1992 Christensen D6/601
- D. 347,908 6/1994 Downard D7/553.4
- D. 366,190 1/1996 Vance et al. D21/348
- D. 370,390 6/1996 Chudgar D7/555
- D. 372,829 8/1996 Sircy D6/601
- D. 390,702 2/1998 Lawton et al. D7/553.1
- D. 403,194 12/1998 Thurston D6/604

Primary Examiner—M. N. Pandozzi
Attorney, Agent, or Firm—Kenneth A. Roddy

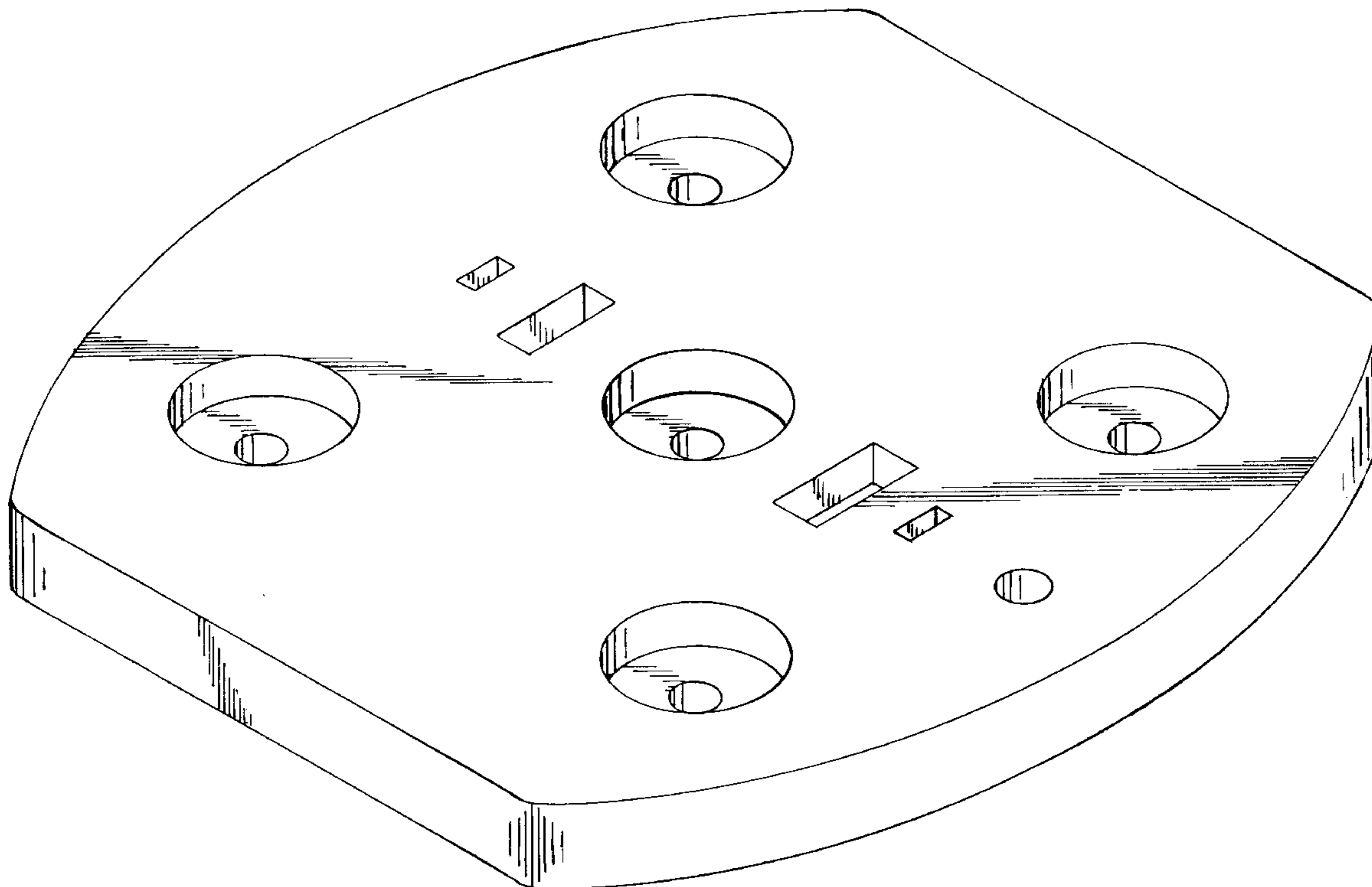
[57] **CLAIM**

The ornamental design for a floating wet bar, as shown and described.

DESCRIPTION

FIG. 1 is a perspective view of a floating wet bar showing my new design as seen from the top, front, and side; and, FIG. 2 is a perspective view thereof as seen from the bottom, rear, and side opposite that shown in FIG. 1.

1 Claim, 2 Drawing Sheets



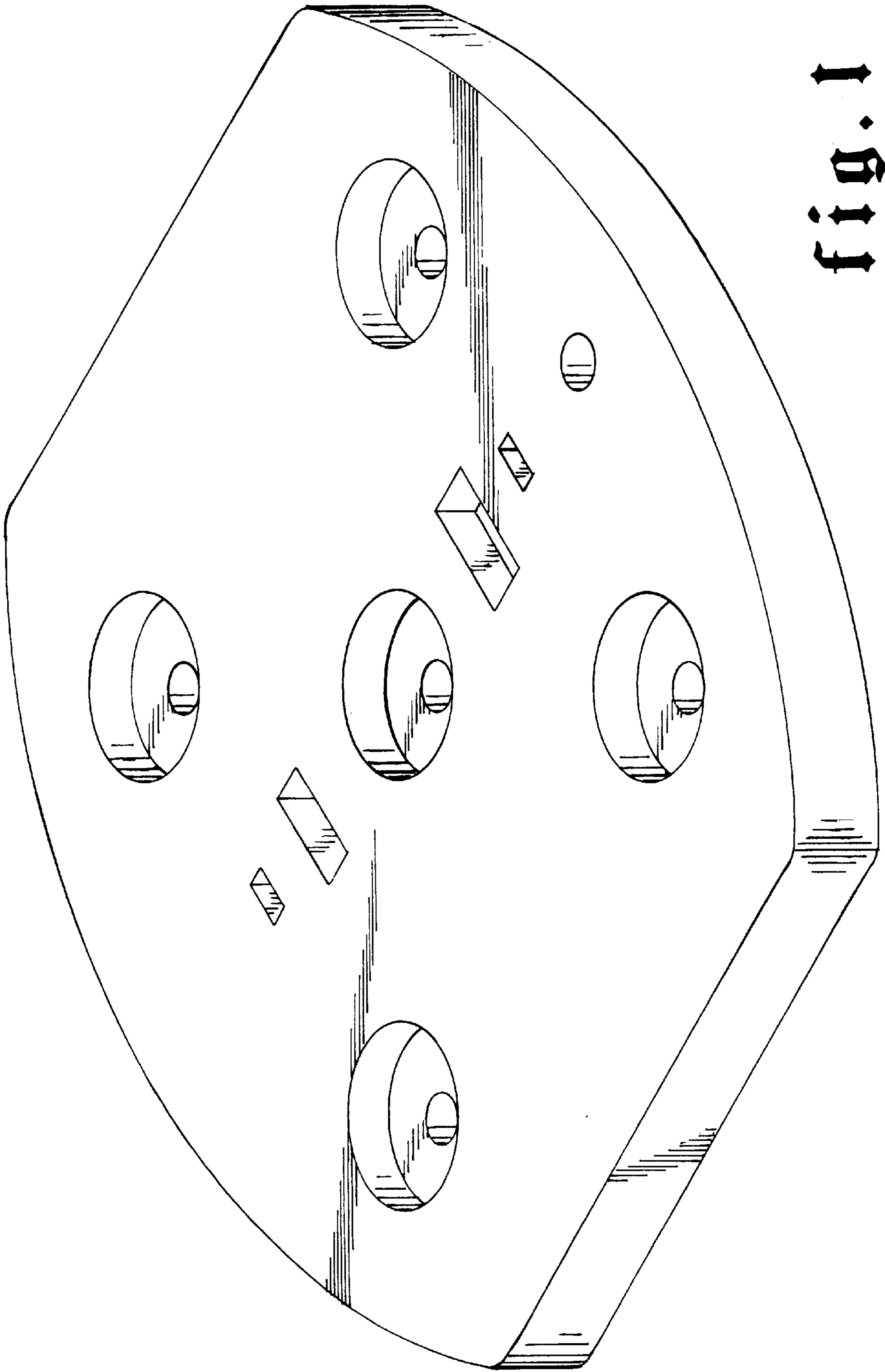


Fig. 1

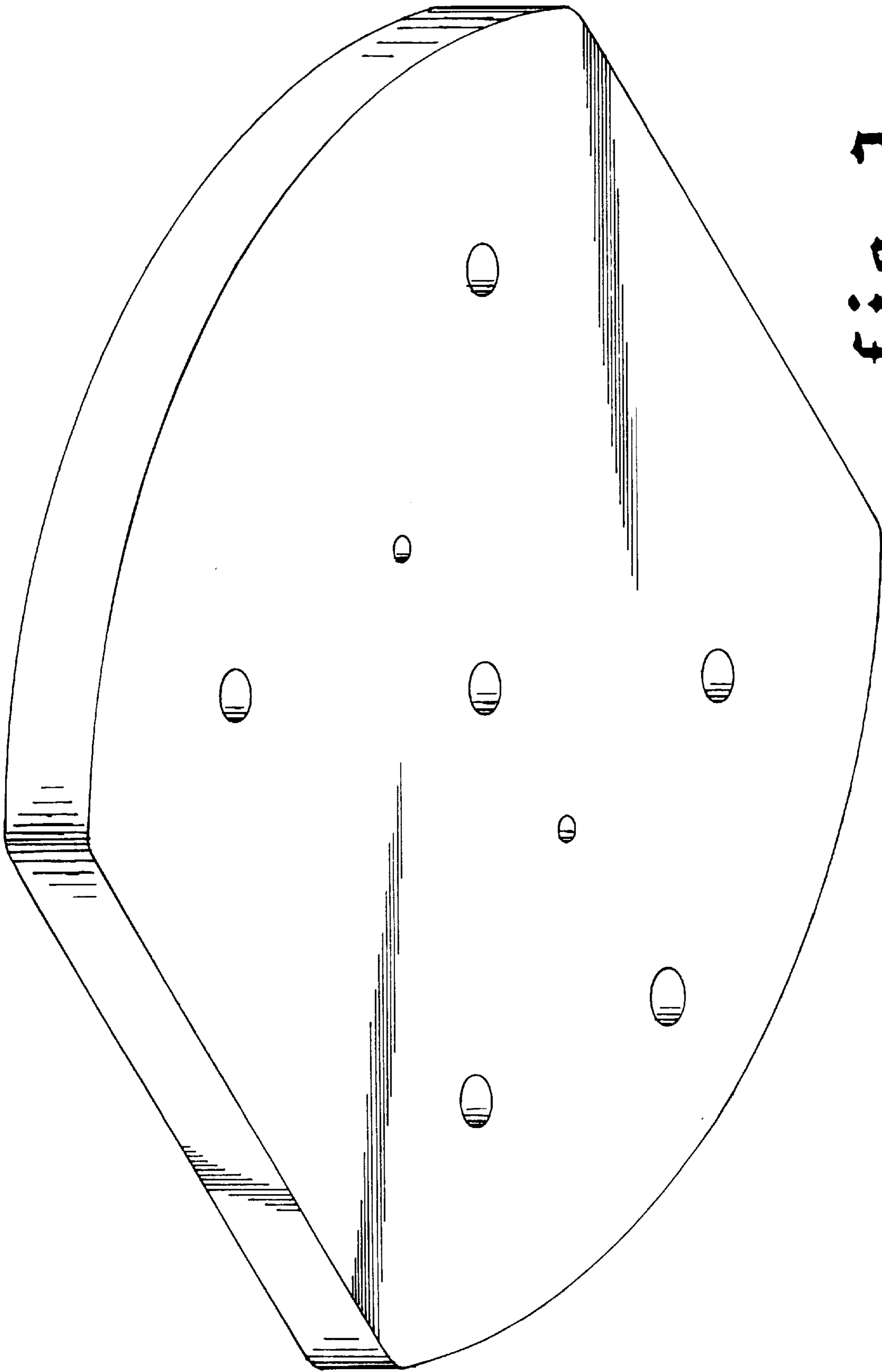


Fig. 2