



US00D413481S

United States Patent [19] Choi

[11] Patent Number: Des. 413,481

[45] Date of Patent: ** Sep. 7, 1999

[54] ELECTRIC KETTLE

[75] Inventor: Lung Wai Choi, Kawloon, The Hong Kong Special Administrative Region of the People's Republic of China

[73] Assignee: Goodway Electric Company Limited, The Hong Kong Special Administrative Region of the People's Republic of China

[**] Term: 14 Years

[21] Appl. No.: 29/094,289

[22] Filed: Sep. 29, 1998

[51] LOC (6) Cl. 07-01

[52] U.S. Cl. D7/319; D7/322; D7/317

[58] Field of Search D7/314, 317, 318, D7/319, 312, 305, 321, 322; 222/465.1, 475.1, 472

[56] References Cited

U.S. PATENT DOCUMENTS

D. 194,631	2/1963	Eicholtz	D7/319
D. 205,781	9/1966	Valle et al.	D7/318
D. 232,411	8/1974	Douglas et al.	D7/319
D. 335,239	5/1993	Crunden et al.	D7/317
D. 345,669	4/1994	Piret	D7/317
D. 345,670	4/1994	Piret	D7/319
D. 362,151	9/1995	Wilson et al.	D7/319
D. 362,582	9/1995	Wilson et al.	D7/319

D. 367,394	2/1996	Wai	D7/305
D. 375,866	11/1996	Wai	D7/319
D. 381,858	8/1997	Richaud	D7/319
D. 388,654	1/1998	Bouhuys	D7/319
D. 389,007	1/1998	Bouhuys	D7/319
D. 396,378	7/1998	Hensel	D7/319
5,273,194	12/1993	McNamara	272/470

Primary Examiner—M. N. Pandozzi
Attorney, Agent, or Firm—Birch, Stewart, Kolasch & Birch, LLP

[57] CLAIM

I claim the ornamental design for an electric kettle, as shown and described.

DESCRIPTION

FIG. 1 is a top plan view of the electric kettle showing my new design;
FIG. 2 is a front elevational view of the electric kettle of FIG. 1;
FIG. 3 is a left, side elevational view of the electric kettle of FIG. 1;
FIG. 4 is a rear elevational view of the electric kettle of FIG. 1; and,
FIG. 5 is a right, side elevational view of the electric kettle of FIG. 1.

The bottom plan view of the base is plain and unornamented. The broken line showing of protrusions on the base in FIGS. 2, 3, 4, and 5 are for illustrative purposes only and forms no part of the claimed design.

1 Claim, 5 Drawing Sheets

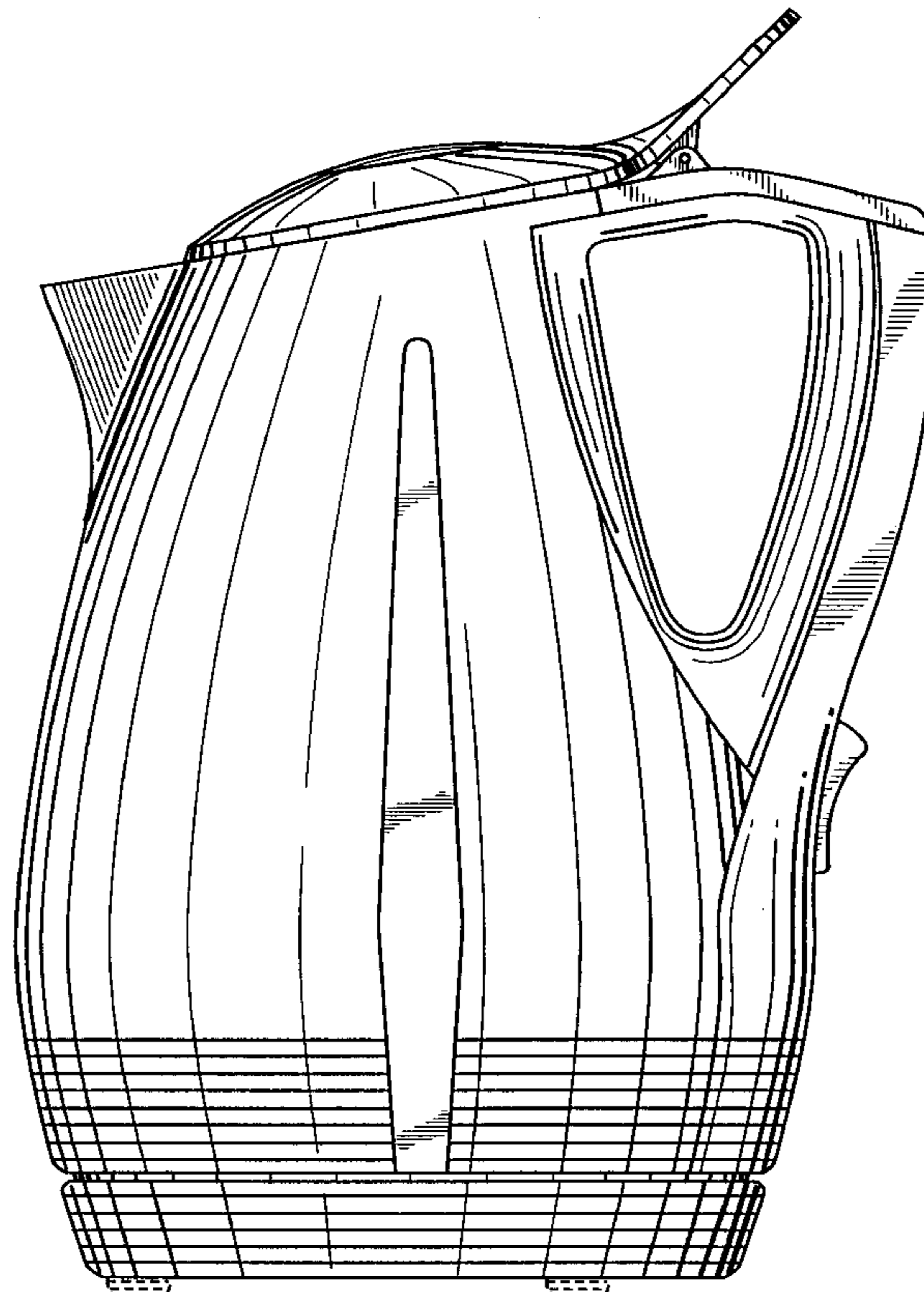


FIG. 1

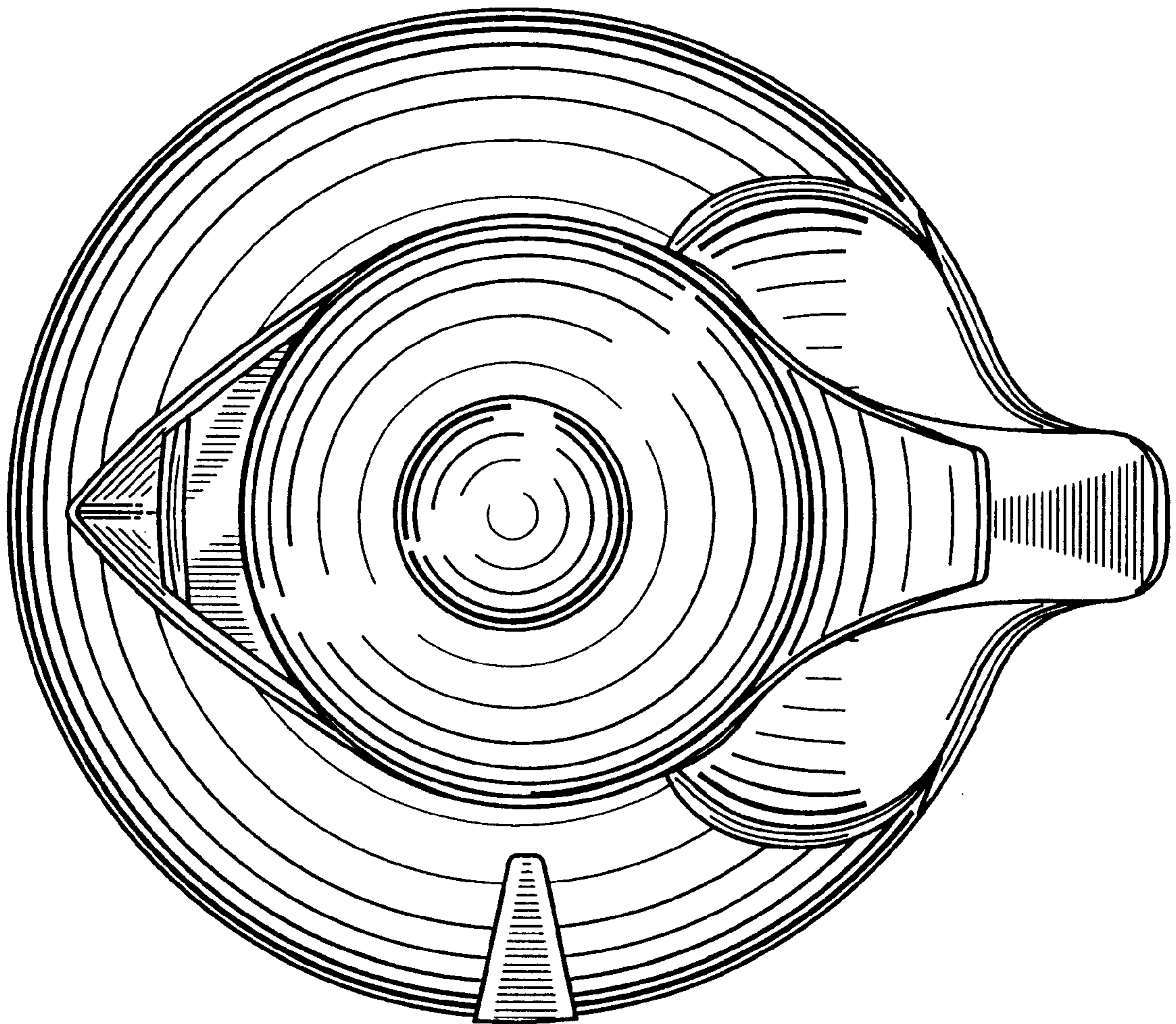


FIG. 2

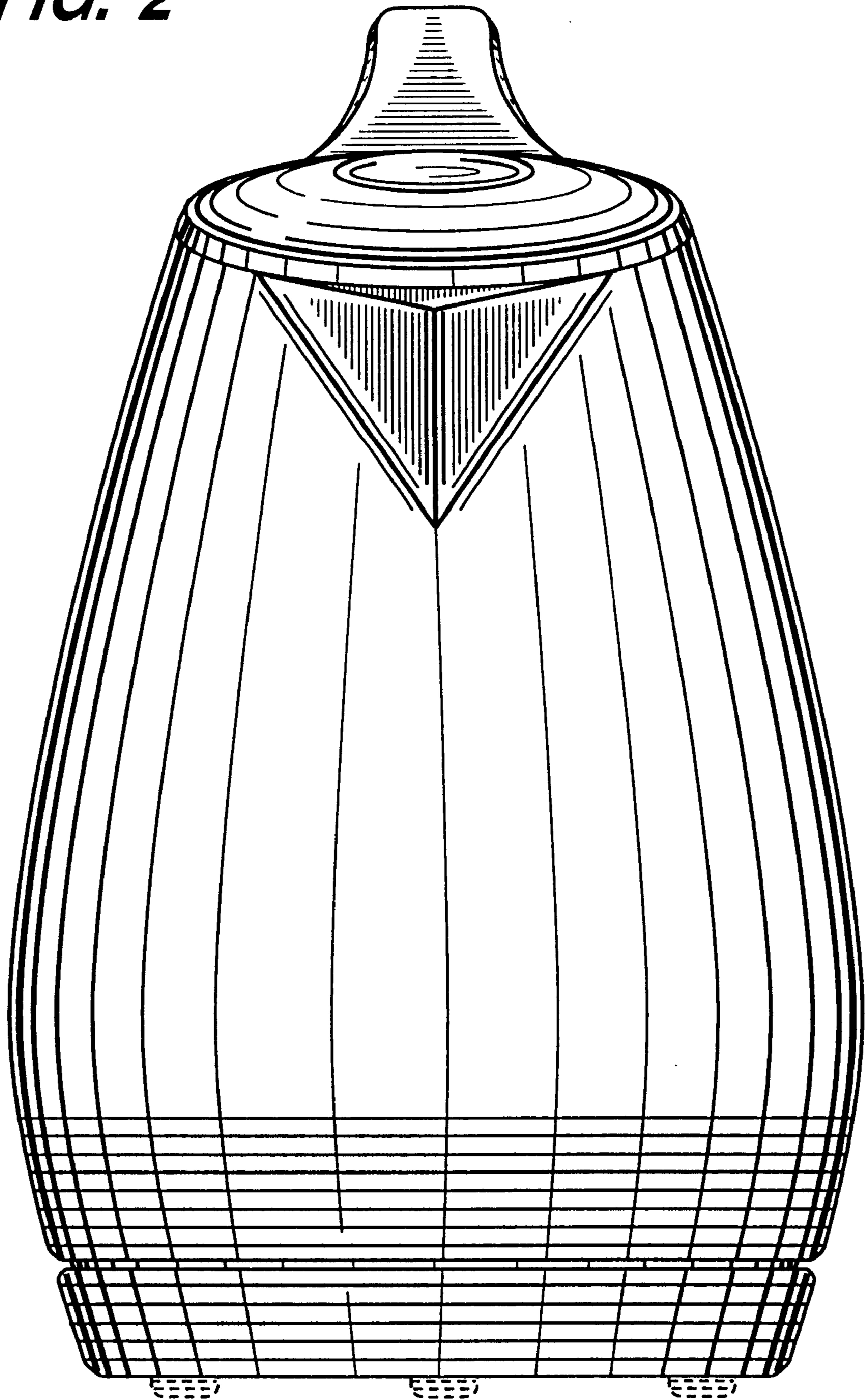


FIG. 3

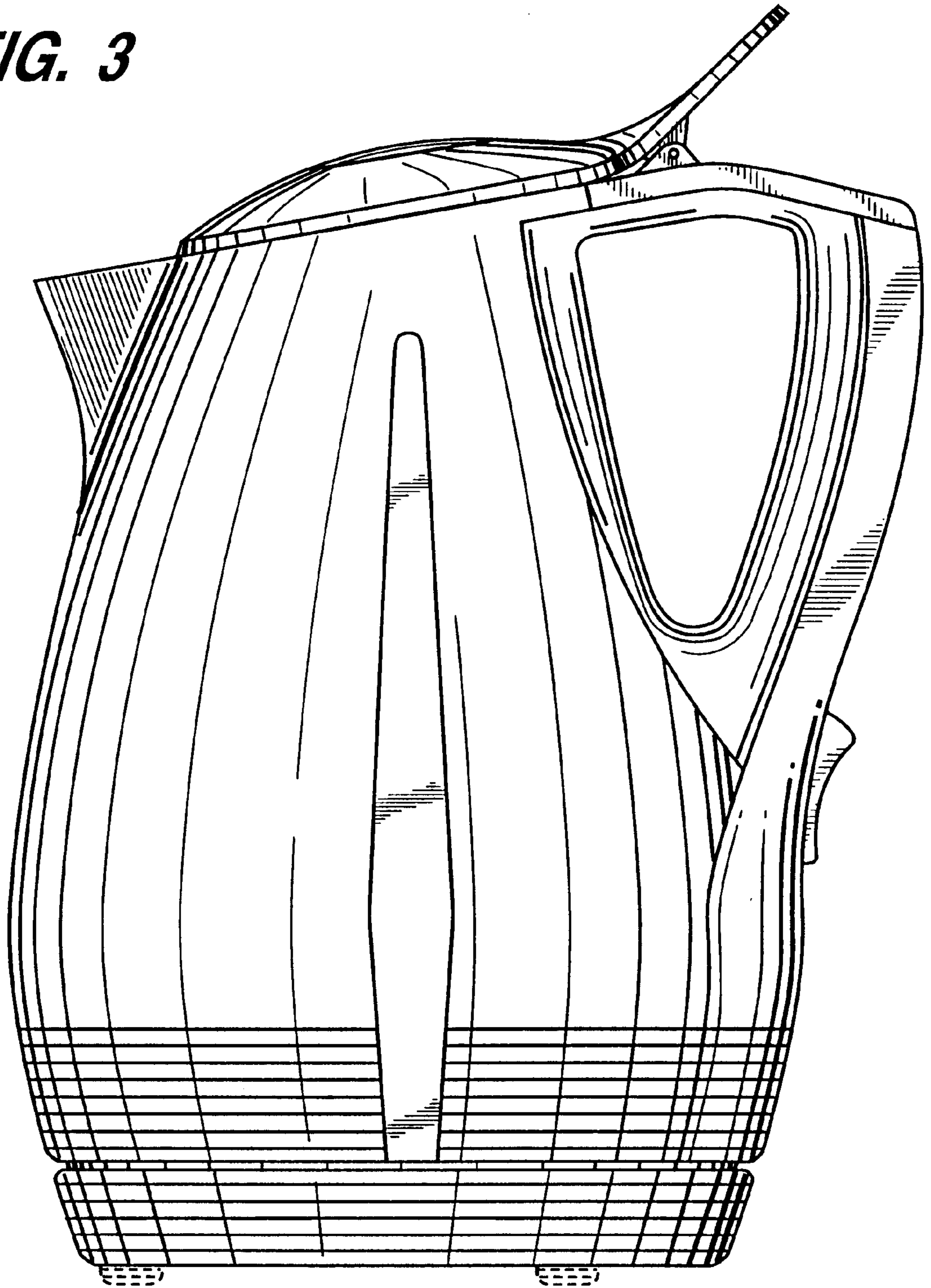


FIG. 4

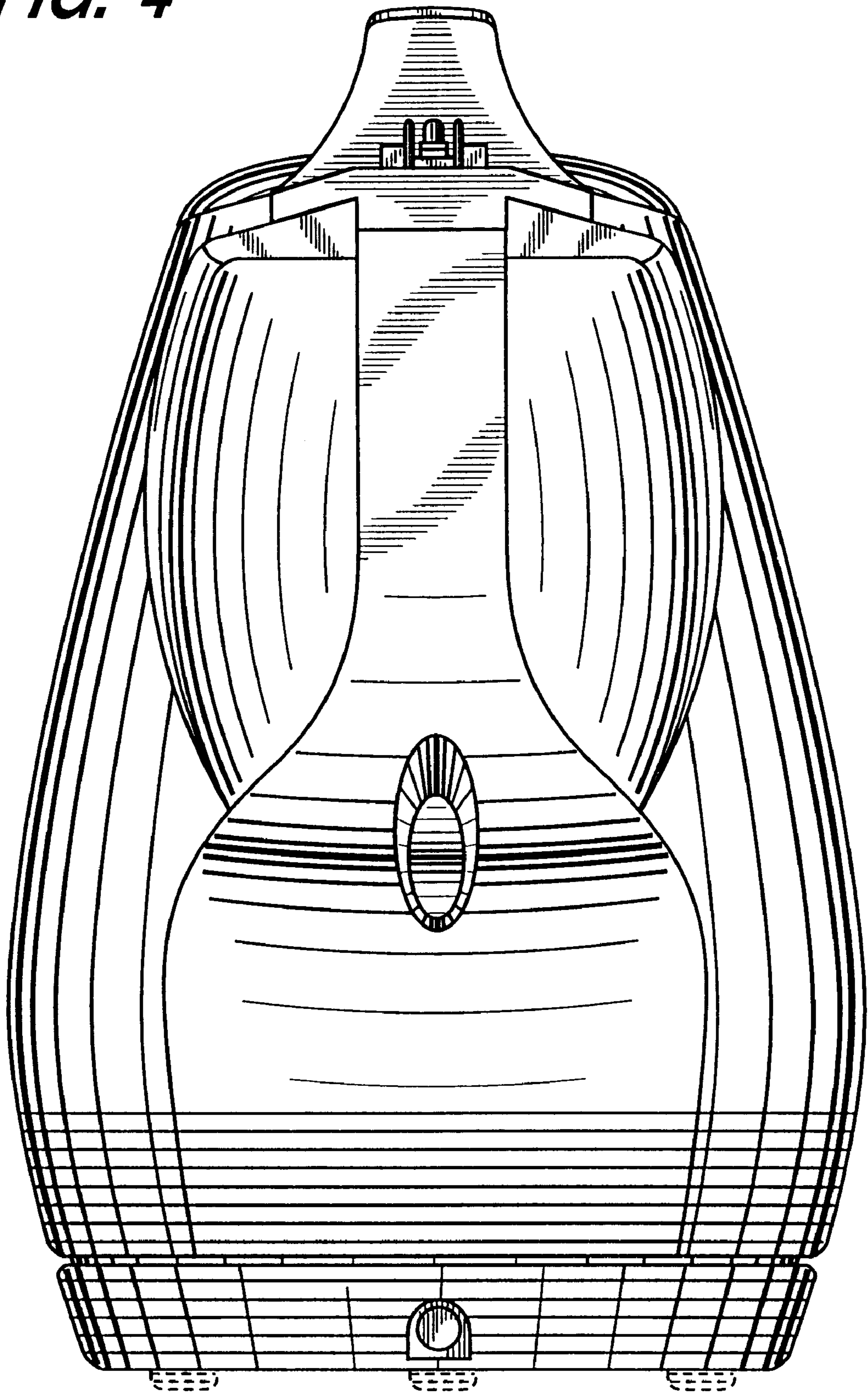


FIG. 5

