



US00D413473S

United States Patent [19]

Belokin et al.

[11] Patent Number: **Des. 413,473**

[45] Date of Patent: **** Sep. 7, 1999**

[54] **DISPLAY SHELF**

[76] Inventors: **Paul Belokin; Martin P. Belokin**, both of 7801 I-35 North, Denton, Tex. 76202; **Norman P. Belokin**, 1606 Oak Ridge Dr., Corinth, Tex. 76205

[**] Term: **14 Years**

[21] Appl. No.: **29/101,878**

[22] Filed: **Mar. 12, 1999**

Related U.S. Application Data

[62] Division of application No. 29/093,715, Sep. 17, 1998, Pat. No. Des. 459,410.

[51] **LOC (6) Cl.** **08-08**

[52] **U.S. Cl.** **D6/574**

[58] **Field of Search** D6/574, 553, 567, D6/590, 601; 211/71, 74, 75, 86-90, 70.6, 13

[56] References Cited

U.S. PATENT DOCUMENTS

D. 316,790 5/1991 Robbins et al. D6/574

D. 323,766	2/1992	Robbins et al.	D6/574
D. 400,384	11/1998	Belokin et al.	D6/574
2,291,381	7/1942	Drake	211/70.6 X
4,343,172	8/1982	Nordlund	211/70.6 X
4,376,521	3/1983	Walters	211/90 X
4,830,198	5/1989	Colquitt	211/13 X
4,984,693	1/1991	Belokin, Jr. et al.	211/90 X

Primary Examiner—Brian N. Vinson
Attorney, Agent, or Firm—Jack A. Kanz

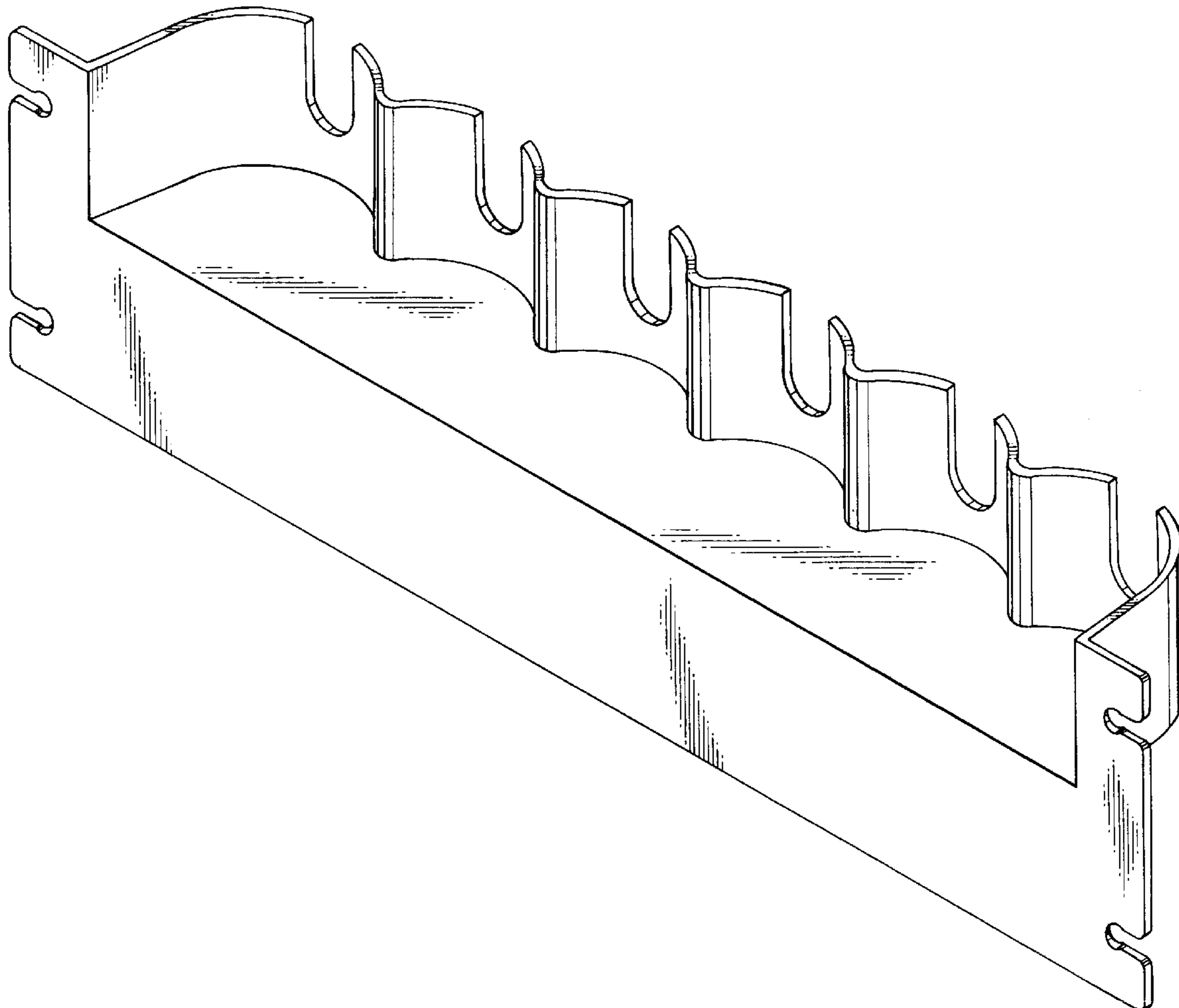
[57] CLAIM

The ornamental design for a display shelf, as shown and described.

DESCRIPTION

FIG. 1 is a front perspective view of a display shelf showing our new design;
FIG. 2 is a side elevational view thereof, the opposite side view being a mirror image of the view of FIG. 2;
FIG. 3 is a top plan view thereof;
FIG. 4 is a rear elevational view thereof; and,
FIG. 5 is a bottom plan view thereof.

1 Claim, 2 Drawing Sheets



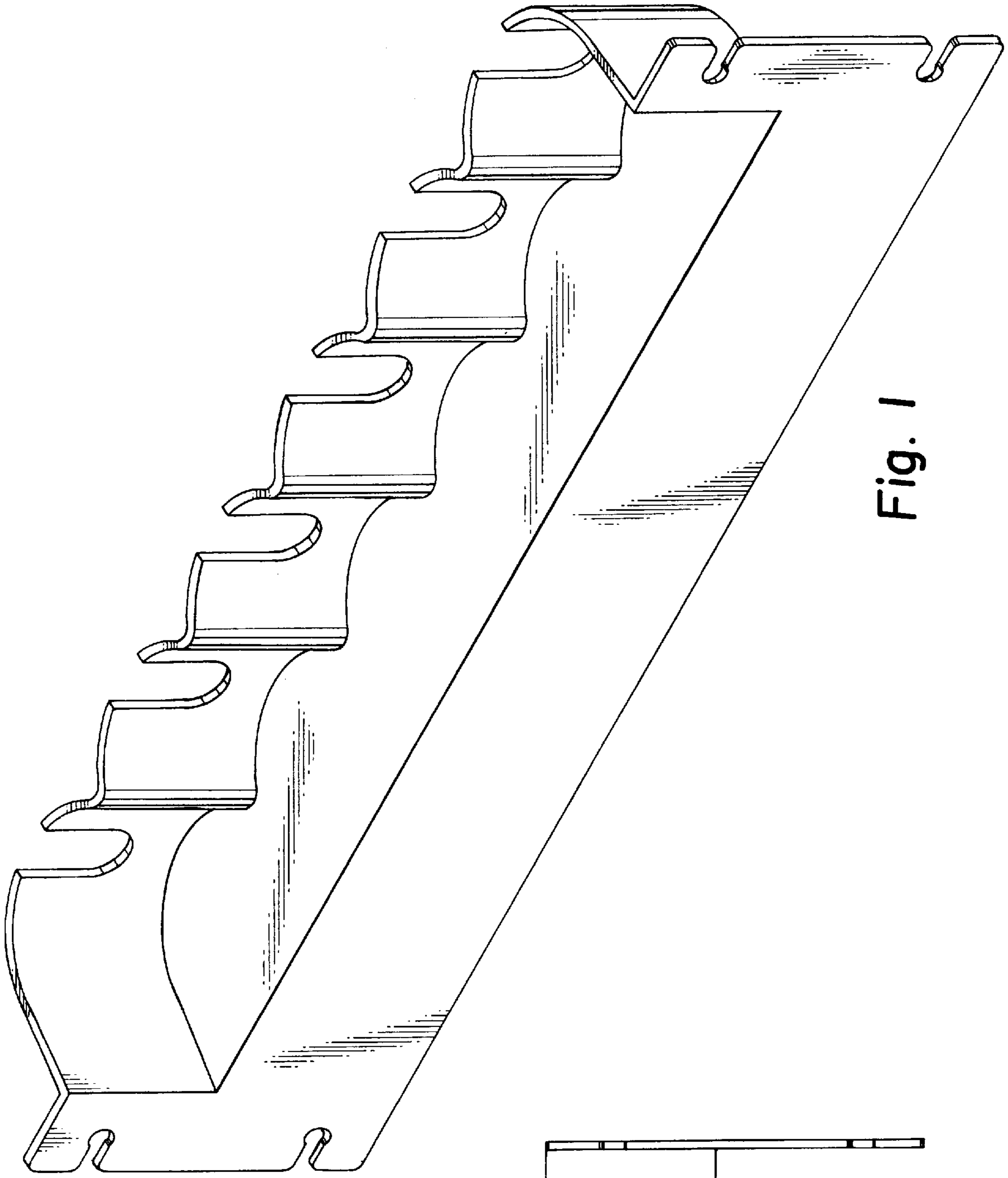


Fig. 1

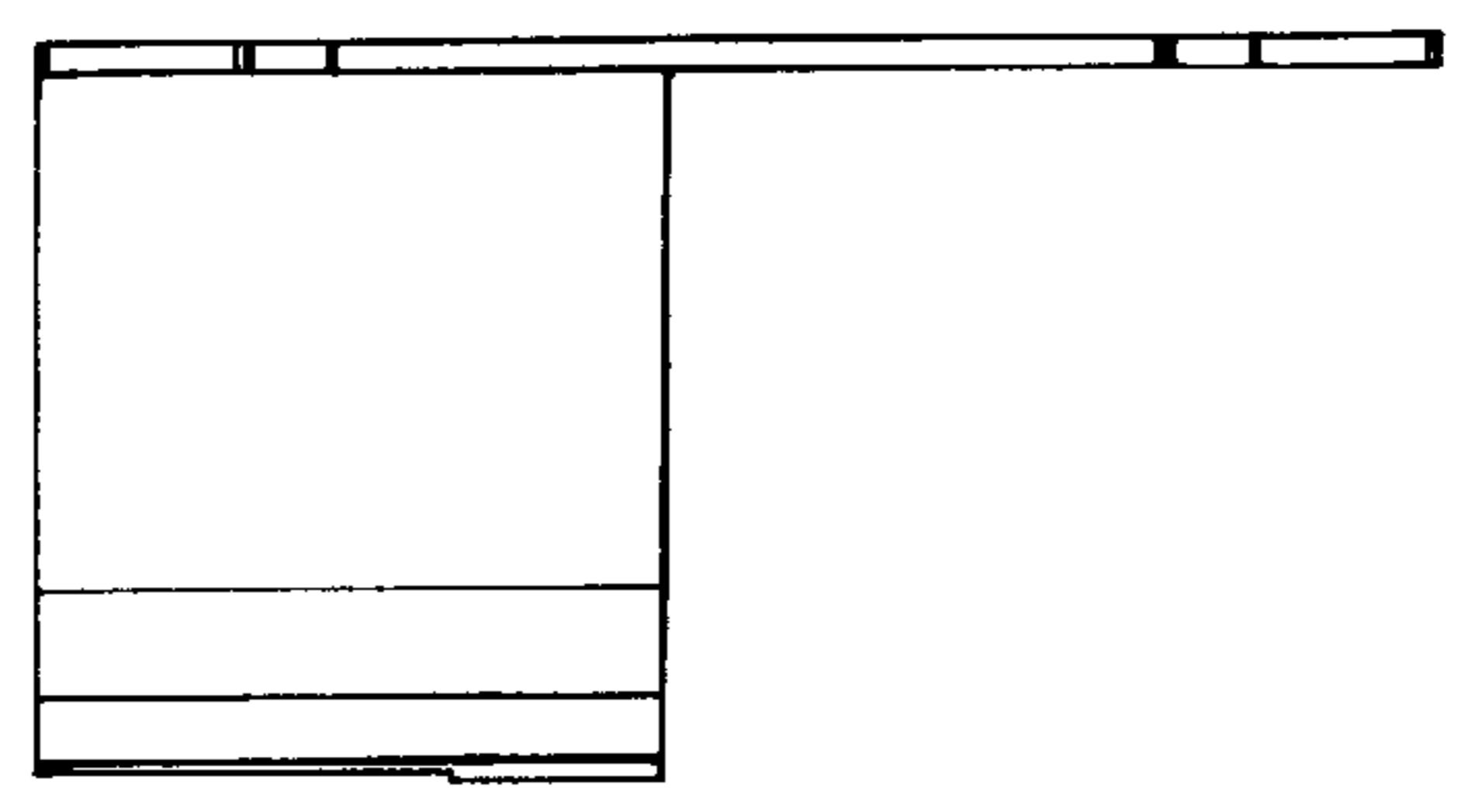


Fig. 2

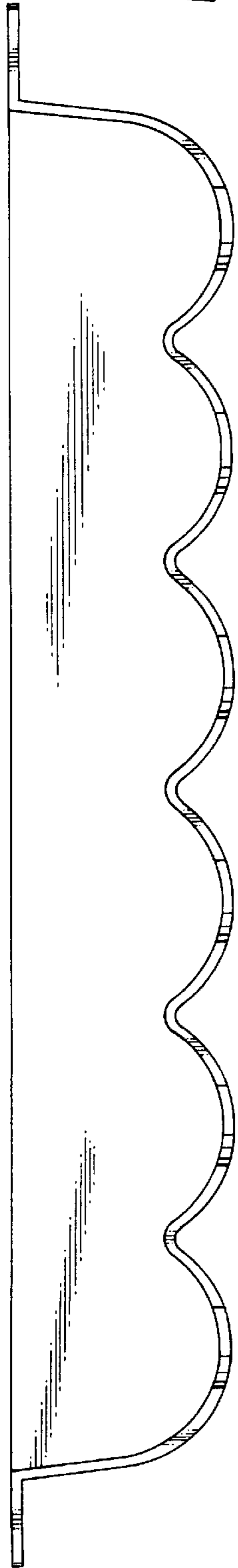


Fig. 3

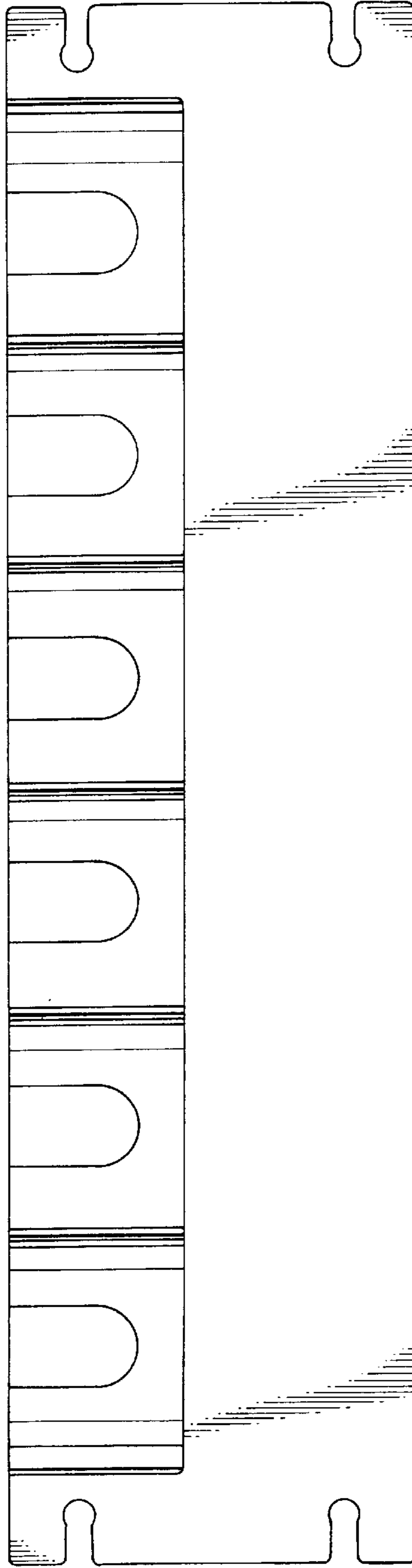


Fig. 4

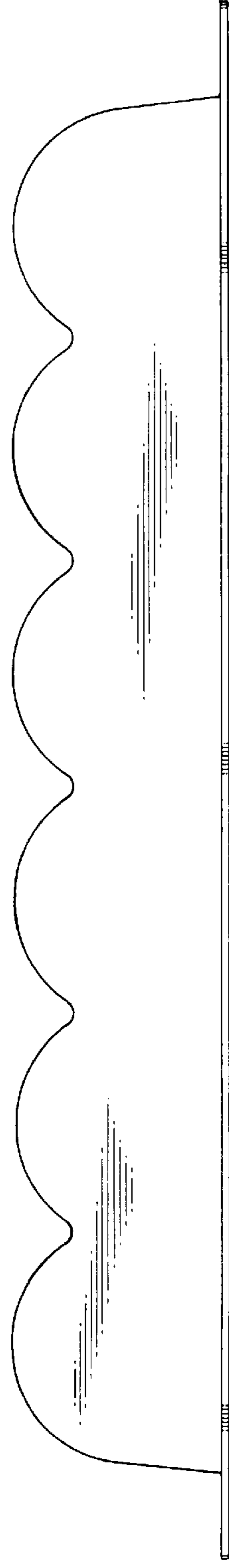


Fig. 5