



US00D413472S

# United States Patent [19] Dagan

[11] Patent Number: Des. 413,472

[45] Date of Patent: \*\* Sep. 7, 1999

[54] KEY HOLDER

D. 331,855 12/1992 Kaplan ..... D6/569  
5,725,380 3/1998 Kennelly ..... 434/203

[76] Inventor: **Gideon Dagan**, 986 Vernon Ave.,  
Venice, Calif. 90291

*Primary Examiner*—Stella Reid  
*Assistant Examiner*—Robert Delehanty  
*Attorney, Agent, or Firm*—Beehler & Pavitt; David A.  
Belasco; William H. Pavitt, Jr.

[\*\*] Term: 14 Years

[21] Appl. No.: 29/085,356

[57] CLAIM

[22] Filed: Mar. 20, 1998

The ornamental design for key holder, as shown and described.

[51] LOC (6) Cl. .... 03-01

[52] U.S. Cl. .... D6/572; D18/6; D19/64

DESCRIPTION

[58] Field of Search ..... D3/328, 211, 226;  
D6/411-12, 567, 569, 572; D18/6; D19/64;  
434/203, 204

FIG. 1 is a perspective view of the key holder, according to my new design;

FIG. 2 is a front side view;

FIG. 3 is a back side view;

FIG. 4 is a top plan view;

FIG. 5 is a bottom plan view of the key holder;

FIG. 6 is a side elevation looking in from left of FIG. 1; and,

FIG. 7 is a side elevation looking in from right of FIG. 1.

[56] References Cited

U.S. PATENT DOCUMENTS

D. 178,150	6/1956	Ruddell et al. ....	D18/6
D. 184,042	12/1958	Dochterman et al. ....	D18/6
D. 266,369	9/1982	Corigliano ....	D18/6
D. 282,669	2/1986	Conlee, Jr. ....	D18/6
D. 321,906	11/1991	Neeley ....	D19/64

1 Claim, 1 Drawing Sheet

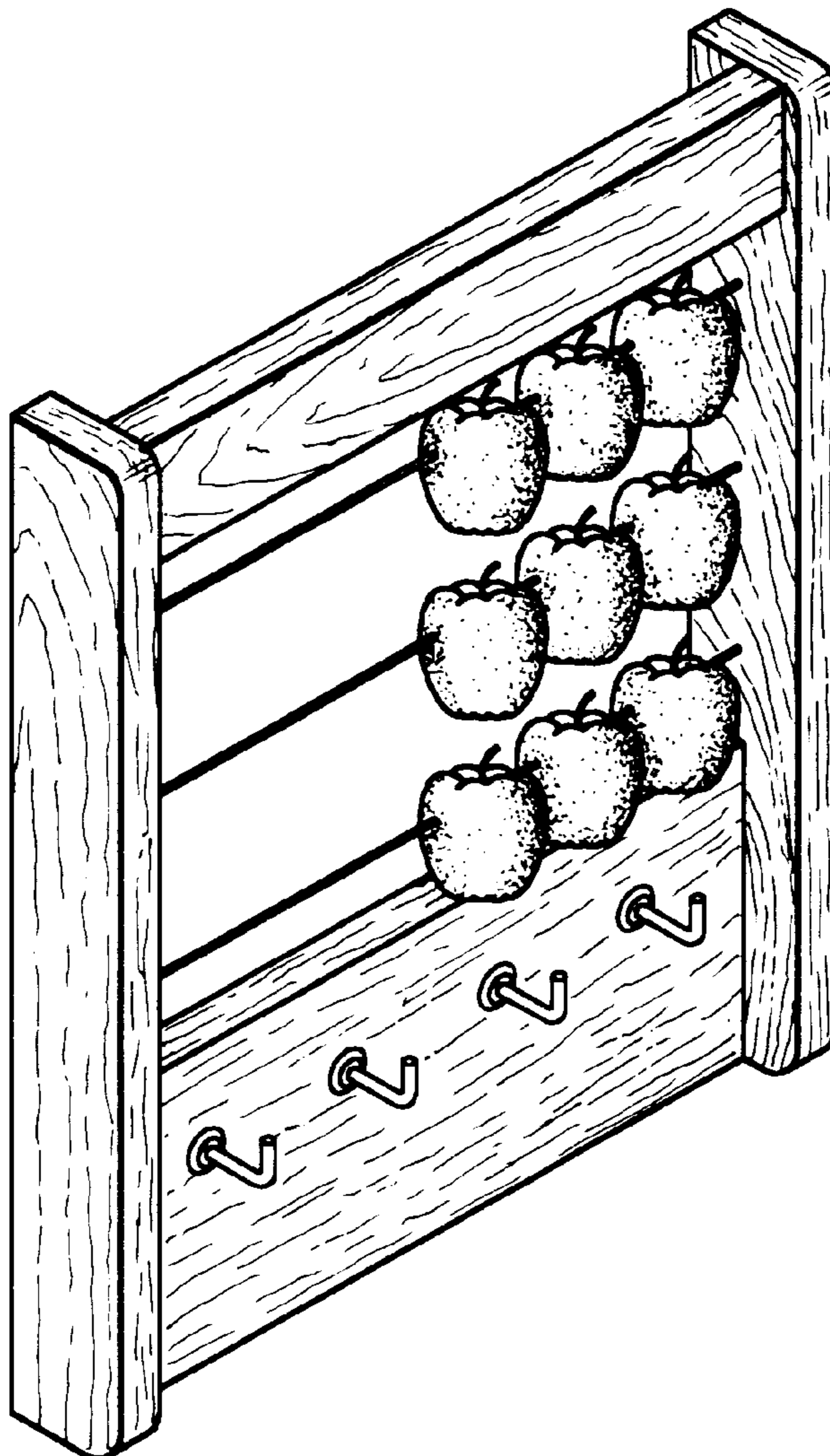




Fig.4



Fig.5



Fig.7

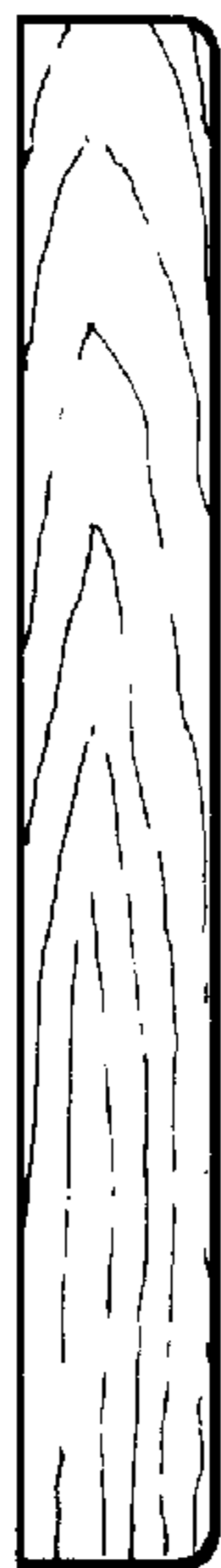


Fig.6

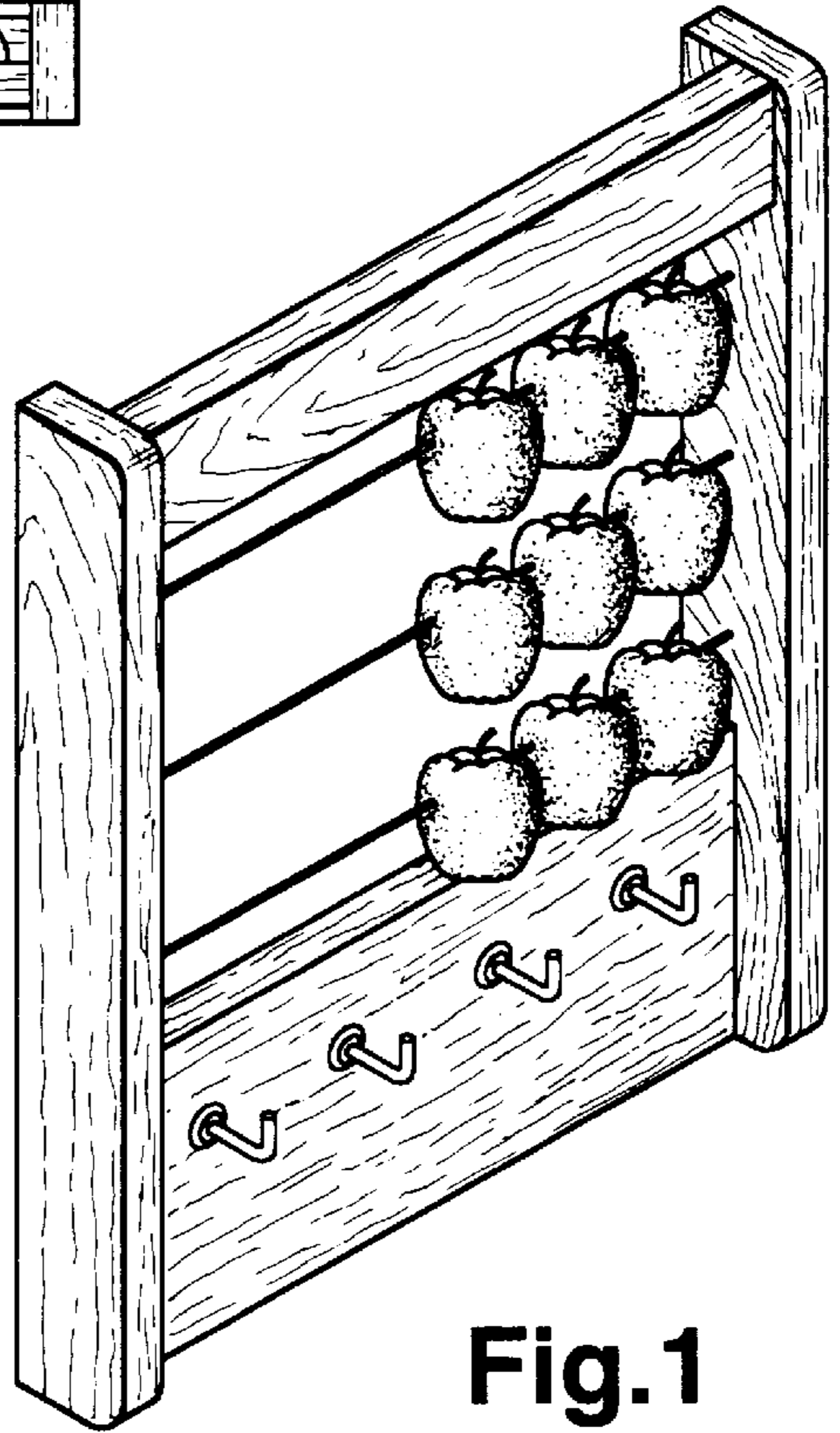


Fig.1

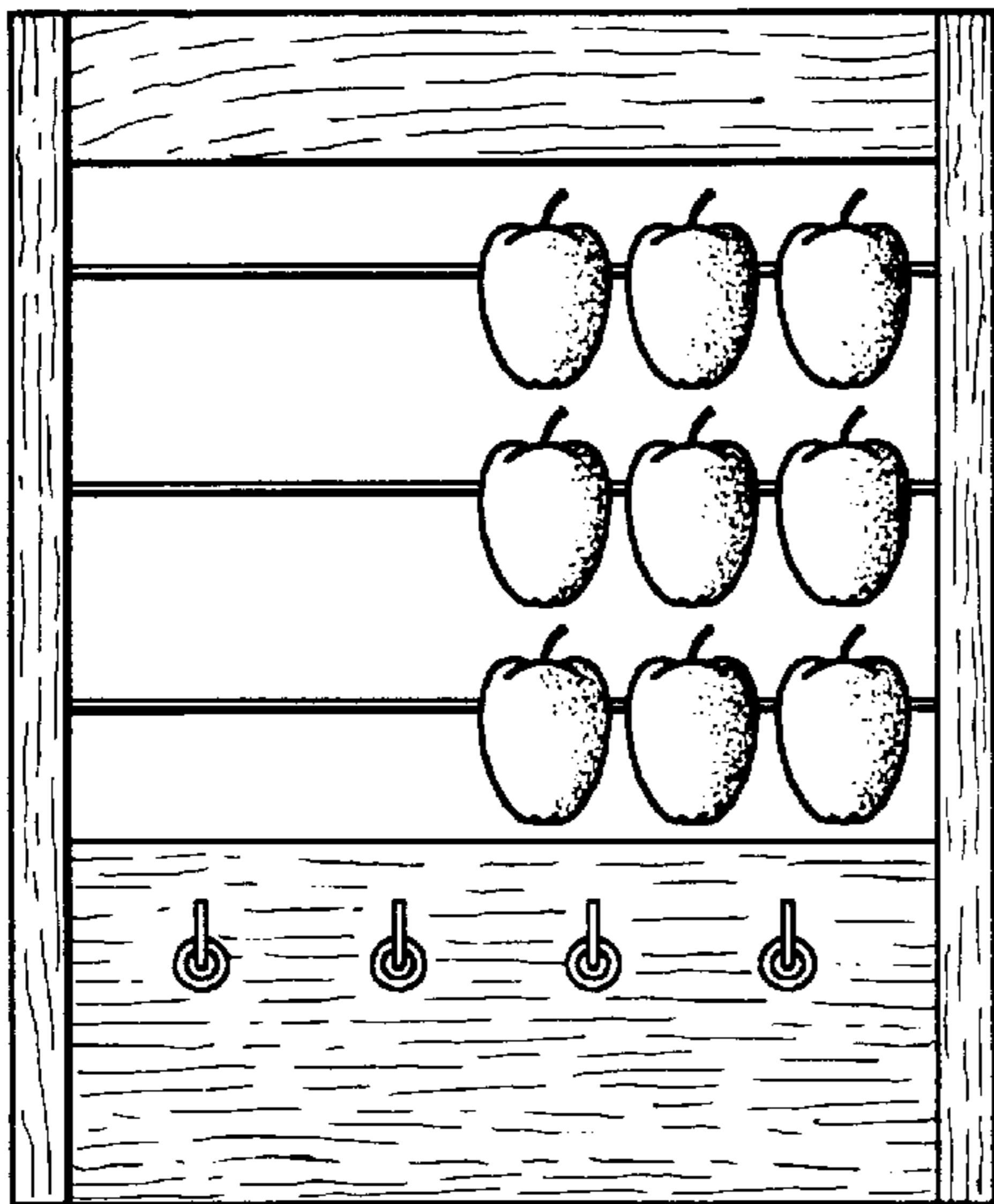


Fig.2

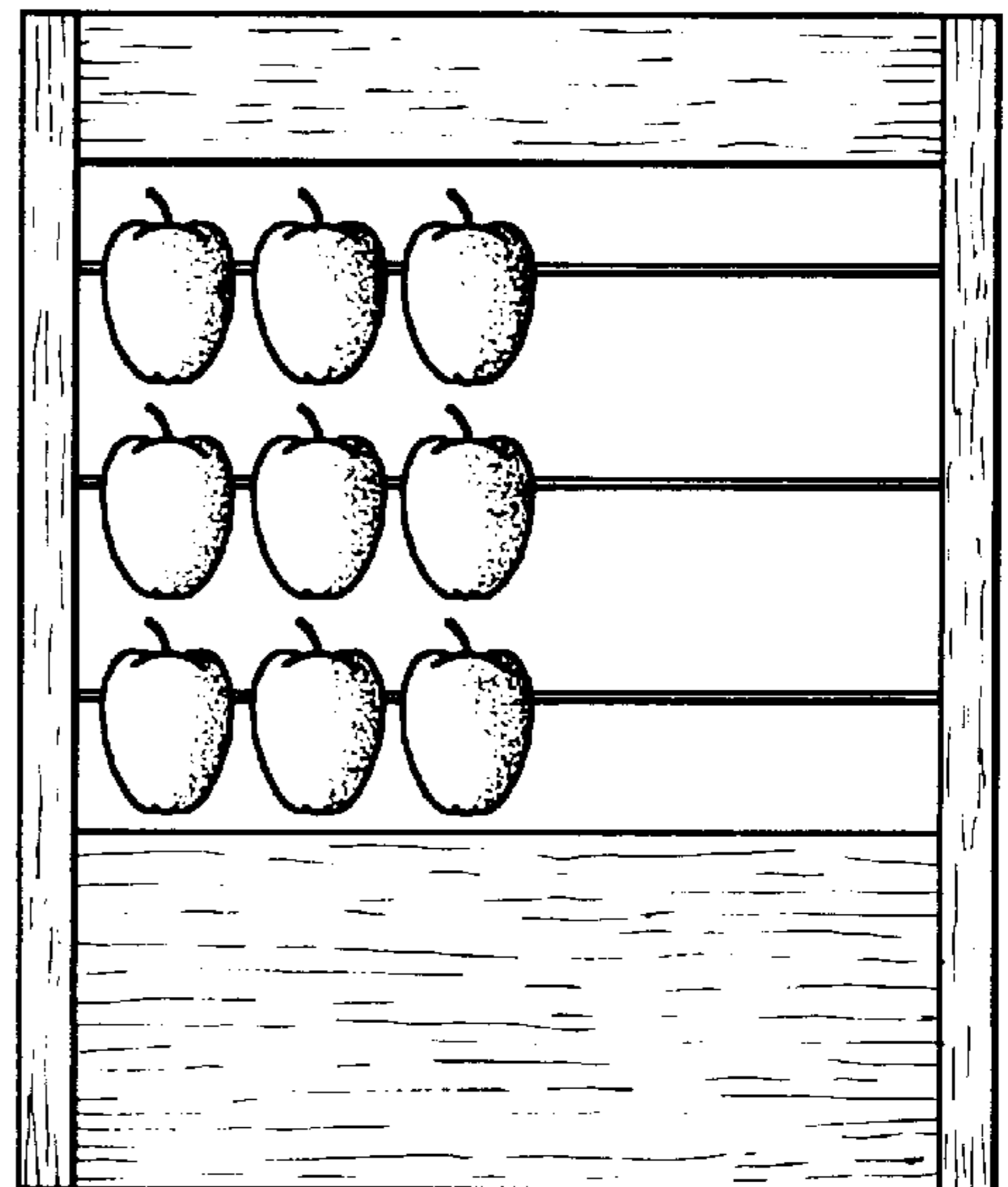


Fig.3