



US00D413469S

United States Patent [19] Hampshire

[11] **Patent Number: Des. 413,469**

[45] **Date of Patent: ** *Sep. 7, 1999**

[54] **SOAP CRADLE**

[75] Inventor: **James Hampshire**, Solon, Ohio

[73] Assignee: **InterDesign, Inc.**, Solon, Ohio

[*] Notice: This patent is subject to a terminal disclaimer.

[**] Term: **14 Years**

[21] Appl. No.: **29/082,746**

[22] Filed: **Jan. 29, 1998**

[51] **LOC (6) Cl.** **07-07**

[52] **U.S. Cl.** **D6/540**

[58] **Field of Search** D32/40, 52, 55, D32/58; D3/304; D6/512, 553, 567, 536, 540; D19/75, 86, 90; D28/73; D7/504; 211/13.1, 71, 72, 126.1; 206/557, 822-823

[56] **References Cited**

U.S. PATENT DOCUMENTS

- D. 214,219 5/1969 Swartz D6/540 X
- D. 354,873 1/1995 Odbert D6/567 X

- D. 355,320 2/1995 Jauregui D6/540
- D. 369,263 4/1996 Gregg D6/540
- 4,588,075 5/1986 Rupp 206/77.1

Primary Examiner—Brian N. Vinson
Attorney, Agent, or Firm—D. Peter Hochberg

[57] **CLAIM**

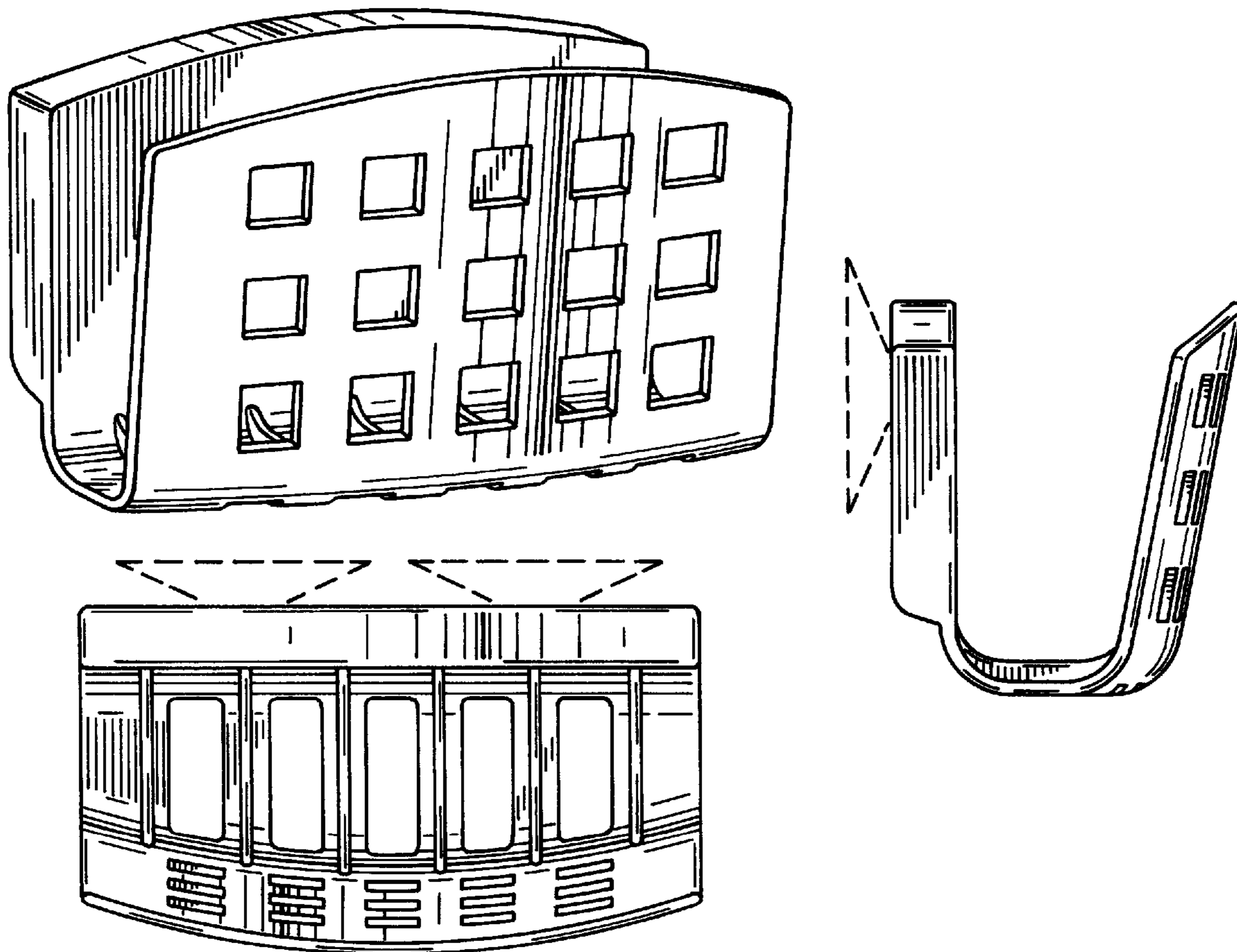
The ornamental design for a soap cradle, as shown and described.

DESCRIPTION

FIG. 1 is a perspective view of a soap cradle showing my new design;
 FIG. 2 is a top plan view thereof;
 FIG. 3 is a left side elevational view thereof, the right side being a mirror image of that shown;
 FIG. 4 is a front elevational view thereof;
 FIG. 5 is a rear elevational view thereof; and,
 FIG. 6 is a bottom plan view thereof.

The broken-line disclosure of suction cup means of mounting the cradle are for illustrative purposes only and form no part of the claimed design.

1 Claim, 2 Drawing Sheets






FIG. 1

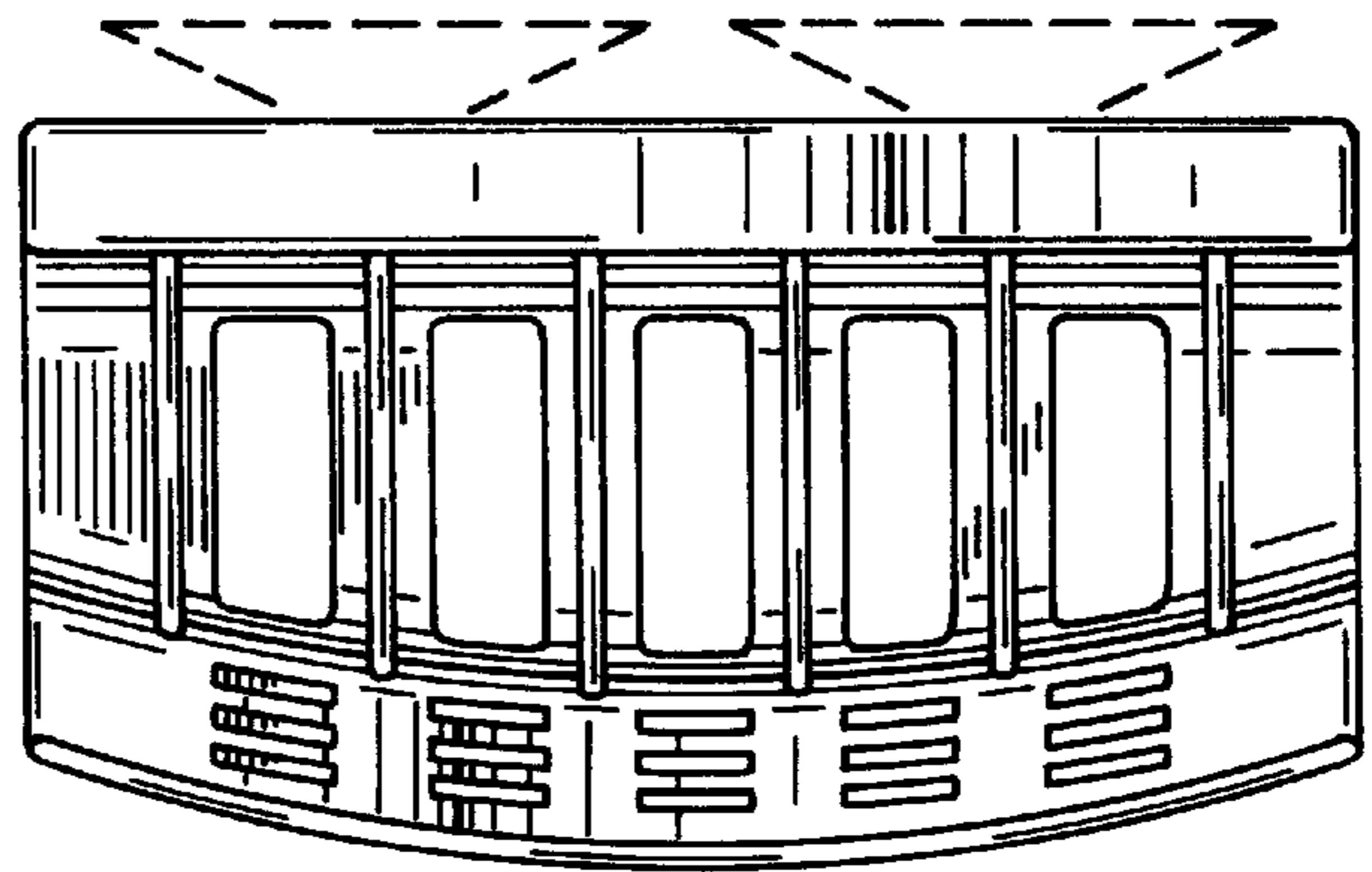


FIG. 2

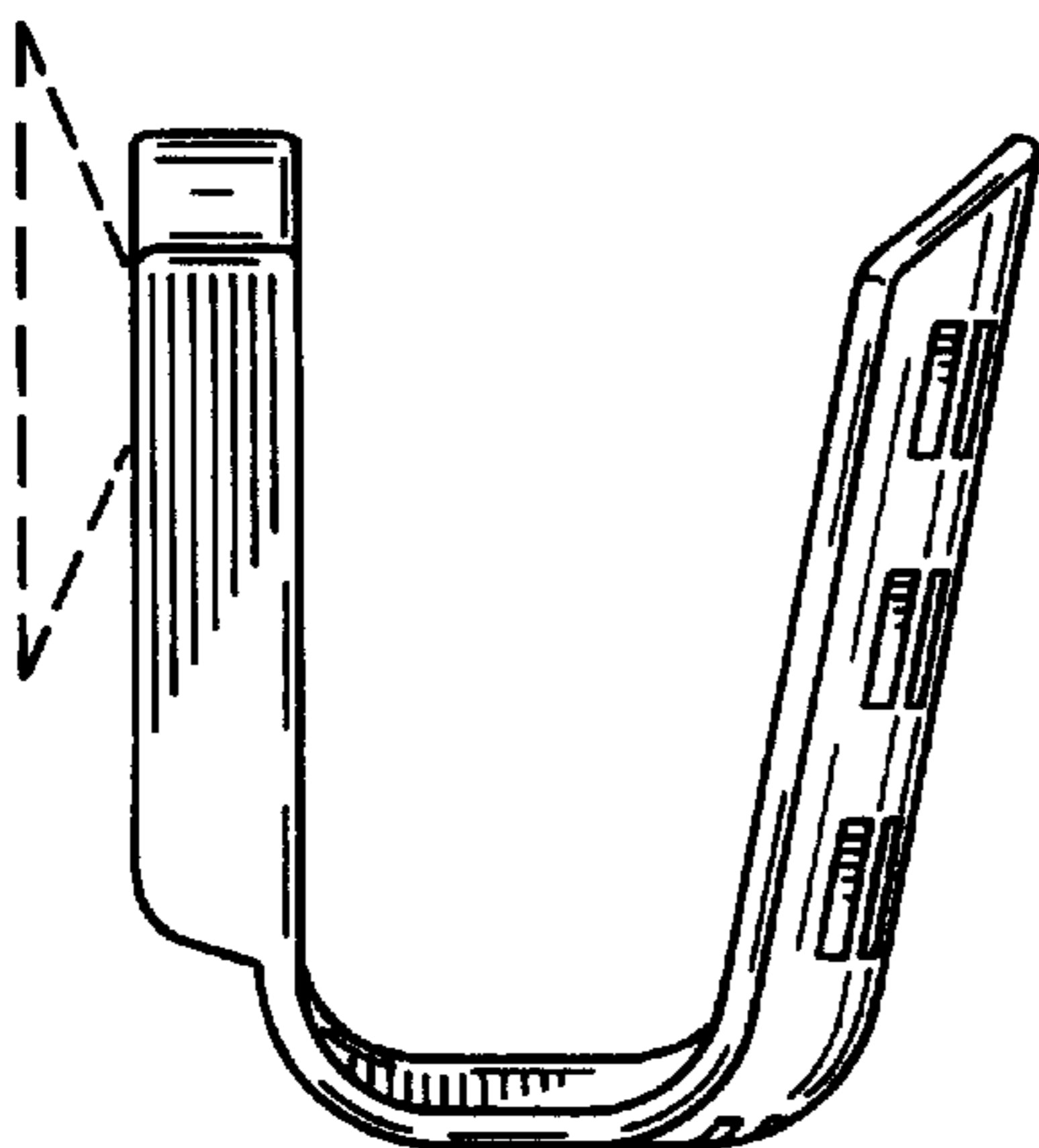


FIG. 3




FIG. 4




FIG. 5




FIG. 6