



US00D413432S

# United States Patent [19] Much

[11] Patent Number: **Des. 413,432**

[45] Date of Patent: **\*\* Sep. 7, 1999**

[54] **CANTEEN**

[75] Inventor: **Hubert G. Much**, Calabasas, Calif.

[73] Assignee: **Muetel, Inc.**, Calabasas, Calif.

[\*\*] Term: **14 Years**

[21] Appl. No.: **29/070,592**

[22] Filed: **May 12, 1997**

[51] **LOC (6) Cl.** ..... **09-02**

[52] **U.S. Cl.** ..... **D3/202**

[58] **Field of Search** ..... D3/201, 202; D7/300,  
D7/300.1, 302; D9/522, 571, 574, 575;  
224/148.1, 148.7

[56] **References Cited**

**U.S. PATENT DOCUMENTS**

D. 53,666	11/1919	Schwidetzky	.....	D9/522
D. 94,861	3/1935	Smith	.....	D9/571
D. 114,686	5/1939	Petty	.....	D9/571
D. 298,514	11/1988	Dole et al.	.....	D9/571
D. 315,829	4/1991	Covington	.....	D3/202
D. 329,326	9/1992	Sheehy et al.	.....	D3/202
D. 340,864	11/1993	De Rothschild et al.	.....	D9/522

D. 353,330	12/1994	Kudo et al.	.....	D9/522
D. 355,605	2/1995	Kudo et al.	.....	D9/522
D. 374,147	10/1996	Lillelund et al.	.....	D7/300.1
D. 382,484	8/1997	Chahed	.....	D9/522
D. 407,210	3/1999	Lauth, III	.....	D3/202

*Primary Examiner*—Celia Murphy  
*Attorney, Agent, or Firm*—Kelly Bauersfeld Lowry & Kelley, LLP

[57] **CLAIM**

The ornamental design for a canteen, as shown and described.

**DESCRIPTION**

FIG. 1 is a top, front and side perspective view of a canteen embodying my new design, the broken lines showing a cap and cap retainer being for illustrative purposes only and form no part of the claimed design;  
FIG. 2 is a front elevational view thereof;  
FIG. 3 is a rear elevational view thereof;  
FIG. 4 is a left side elevational view thereof;  
FIG. 5 is a right side elevational view thereof;  
FIG. 6 is a top plan view thereof; and,  
FIG. 7 is a bottom plan view thereof.

**1 Claim, 3 Drawing Sheets**

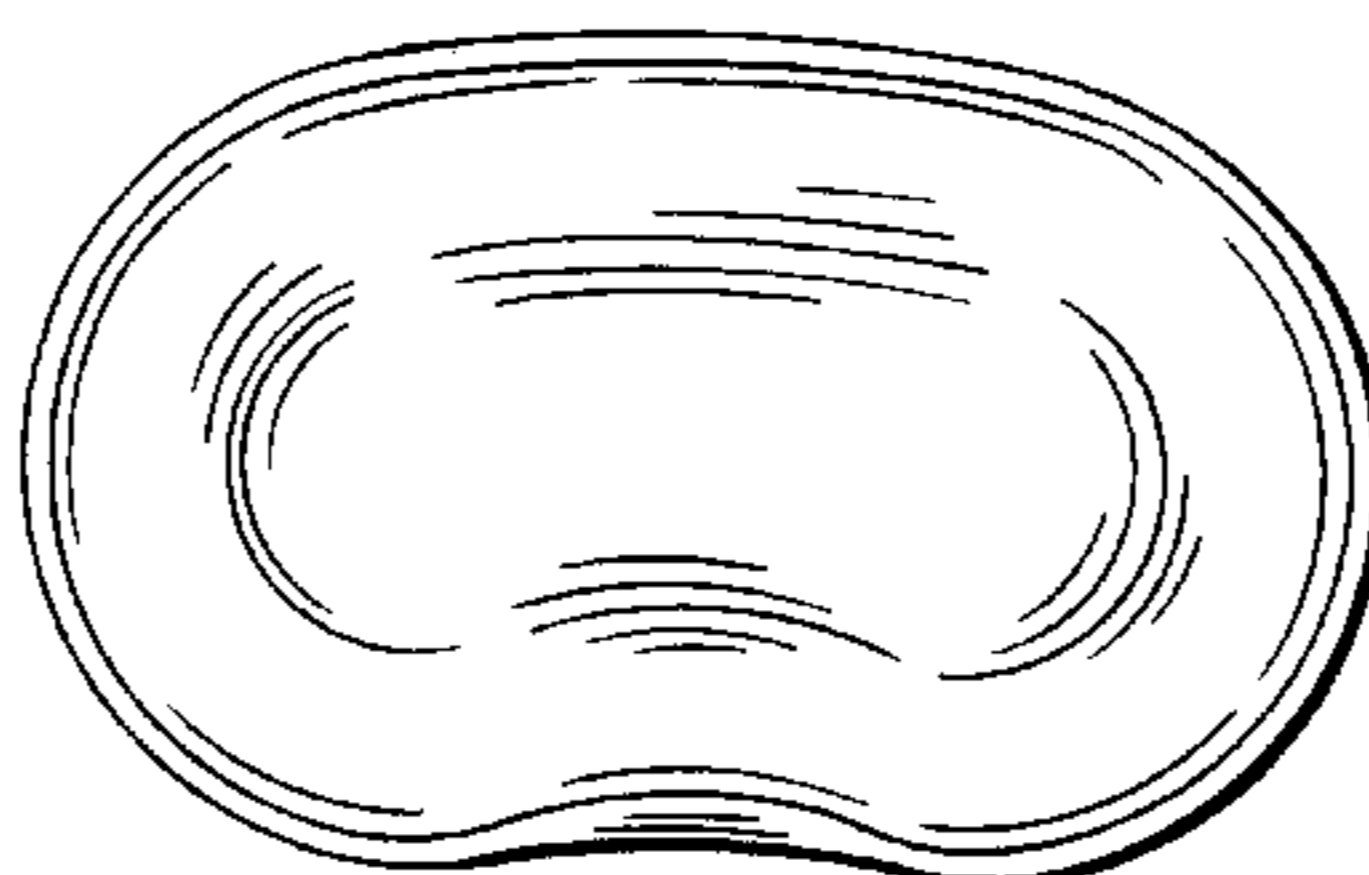





FIG. 1

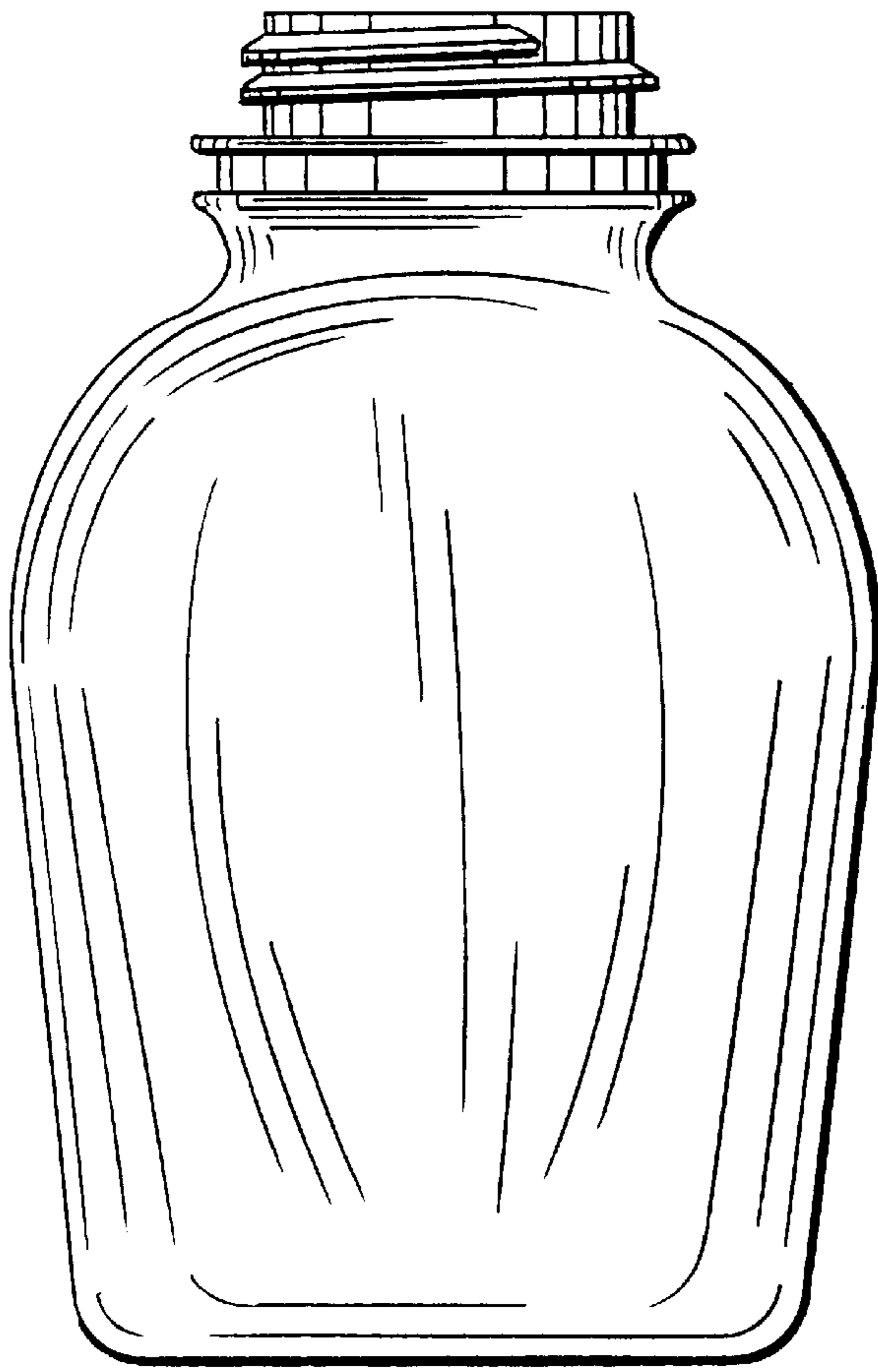


FIG. 2

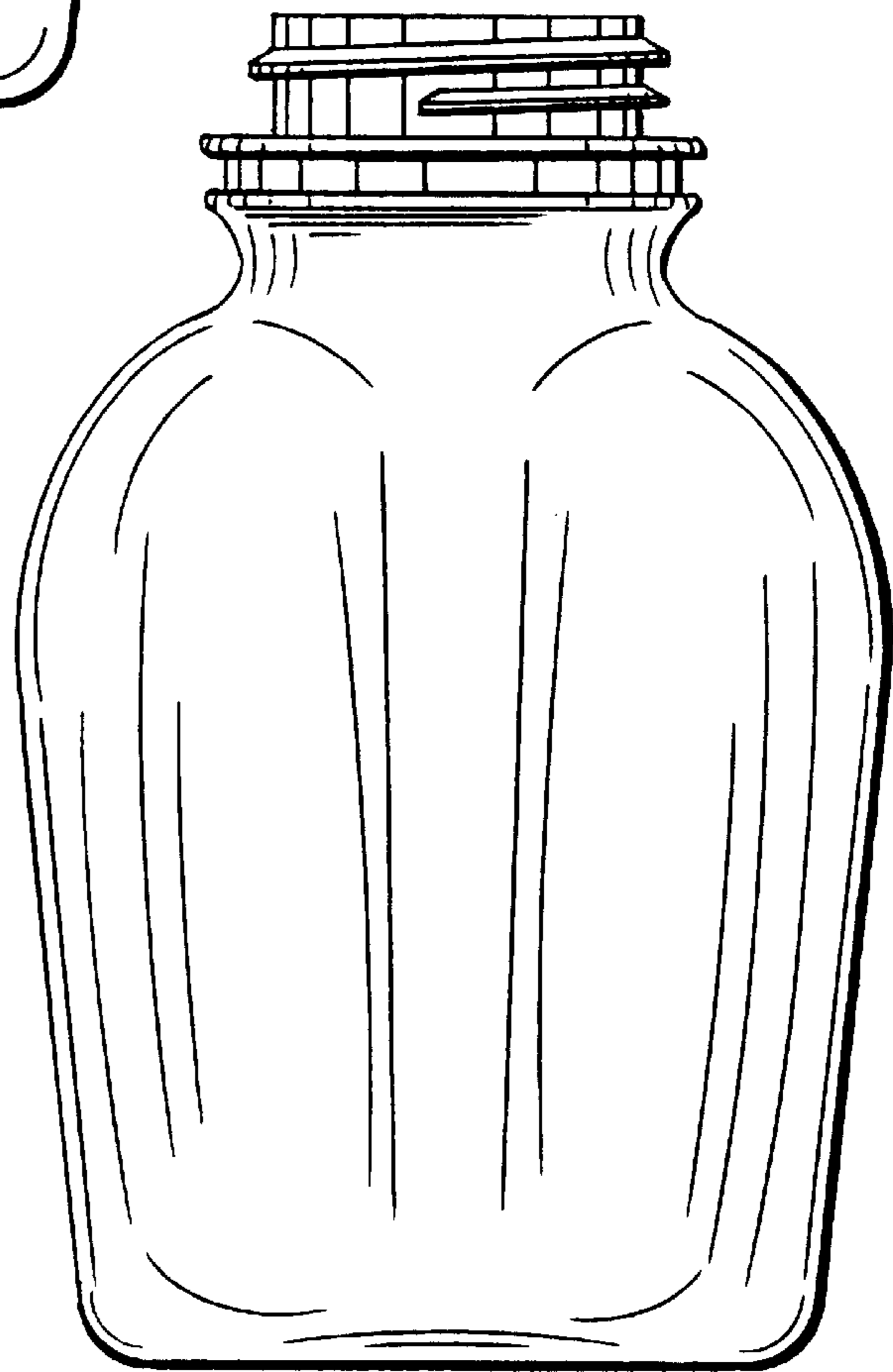


FIG. 3

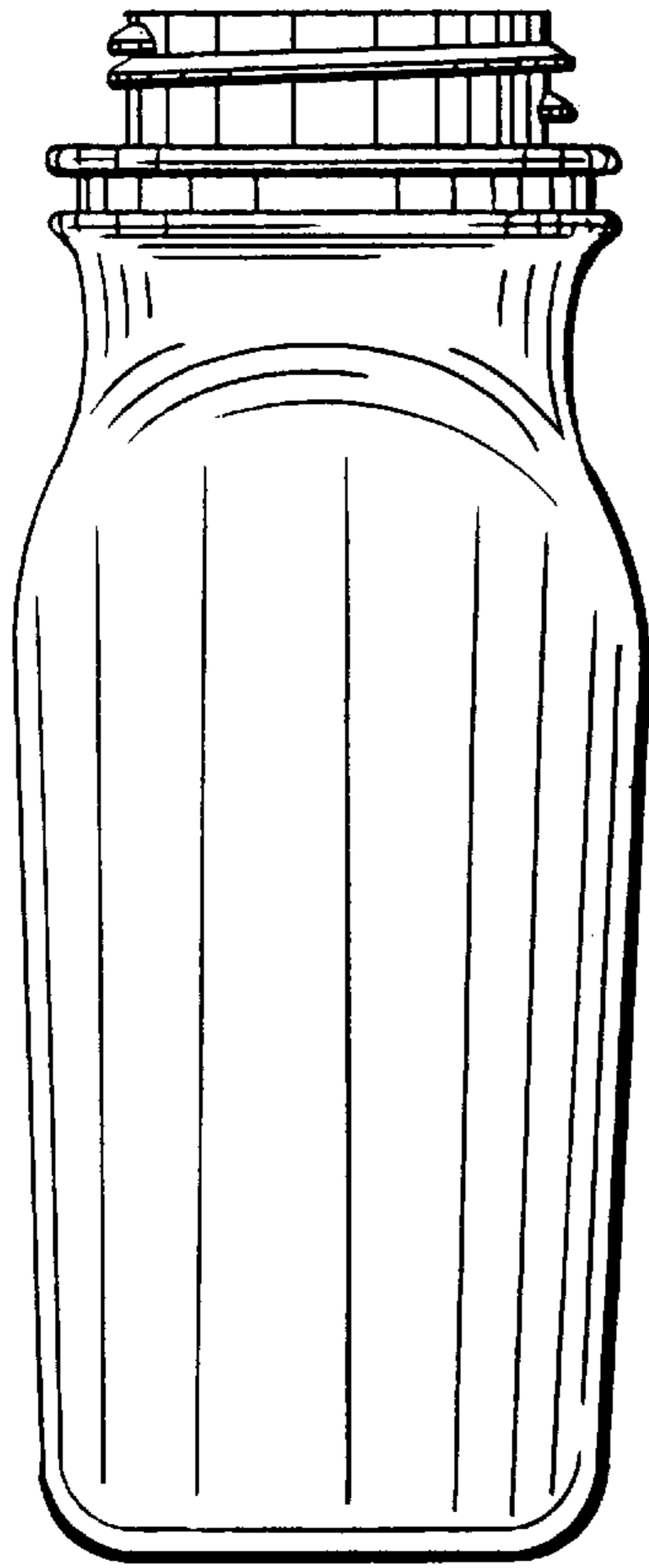


FIG. 4

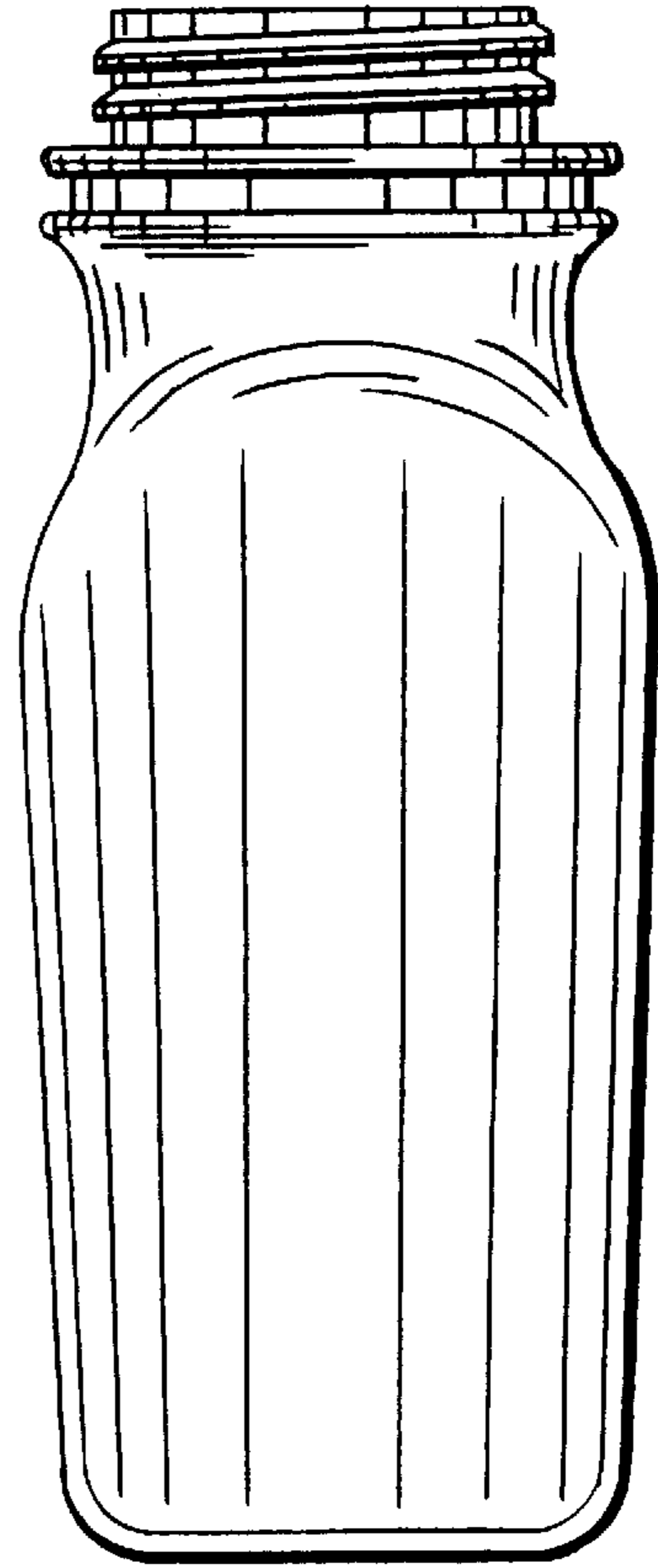


FIG. 5




FIG. 6




FIG. 7