



US00D413393S

United States Patent [19]
Damratoski

[11] **Patent Number: Des. 413,393**

[45] **Date of Patent: ** Aug. 31, 1999**

[54] **HANDRAIL**

Attorney, Agent, or Firm—Klaus J. Bach

[76] Inventor: **John Damratoski**, 4397 Twin Oaks Dr.,
Murrysville, Pa. 15668

[57] **CLAIM**

The ornamental design for a handrail, as shown and described.

[**] Term: **14 Years**

DESCRIPTION

[21] Appl. No.: **29/097,871**

FIG. 1 is a perspective view of the handrail;
FIG. 2 is a left side view of the handrail shown in FIG. 1;
FIG. 3 is a right side view of the handrail shown in FIG. 1;
FIG. 4 is a top view of the handrail shown in FIG. 1;
FIG. 5 is a bottom view of the handrail shown in FIG. 1;
FIG. 6 is a rear end view of the handrail shown in FIG. 1;
and,
FIG. 7 is a front end view of the handrail shown in FIG. 1.
The handrail in FIGS. 2 through 6 has been broken in the center for ease of illustration.

[22] Filed: **Dec. 16, 1998**

[51] **LOC (6) Cl.** **25-02**

[52] **U.S. Cl.** **D25/38**

[58] **Field of Search** 256/59, 65; D25/38


[56] **References Cited**

U.S. PATENT DOCUMENTS

D. 203,161 12/1965 Blum et al. D25/38
5,544,866 8/1996 Dye 256/59

Primary Examiner—Doris Clark

1 Claim, 3 Drawing Sheets



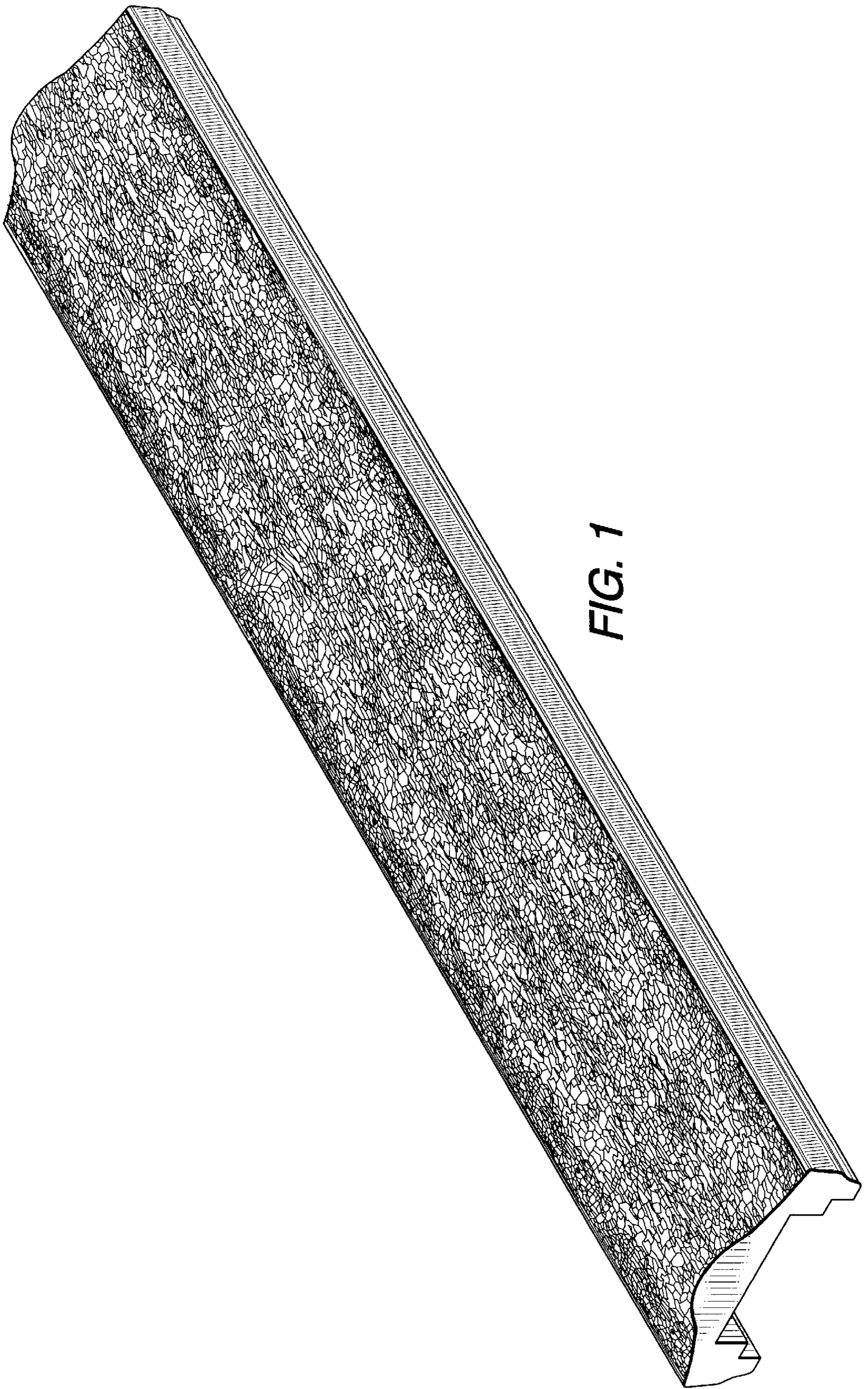


FIG. 1




FIG. 2

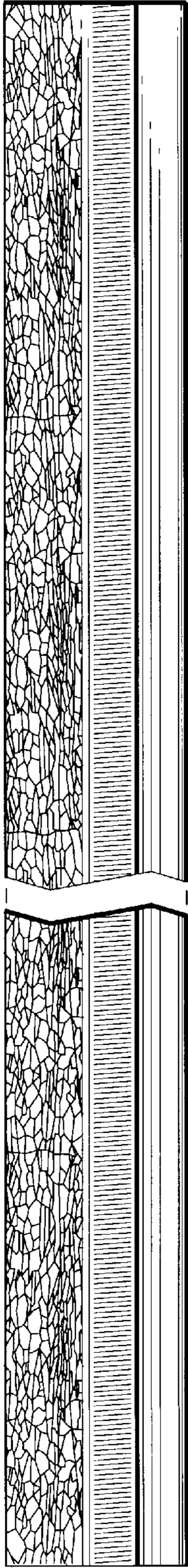


FIG. 3

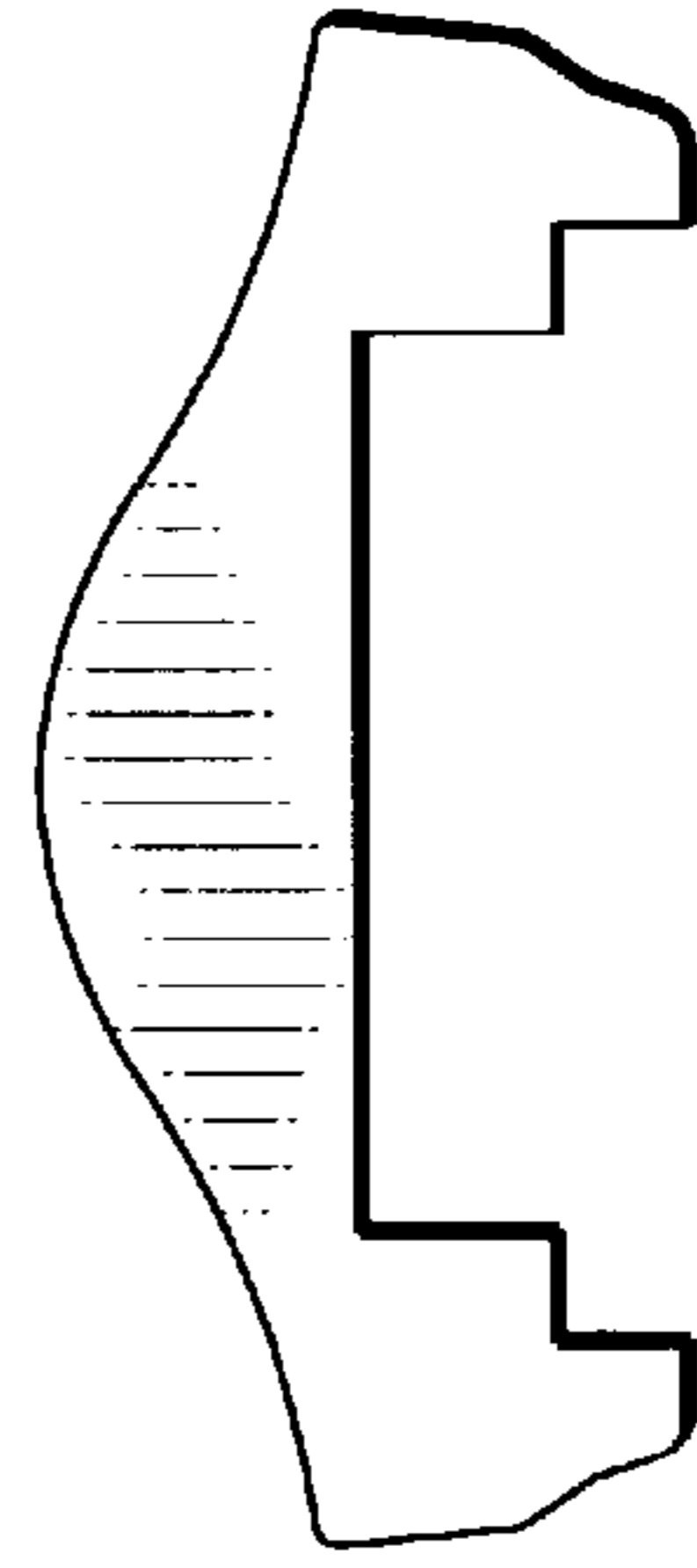


FIG. 6

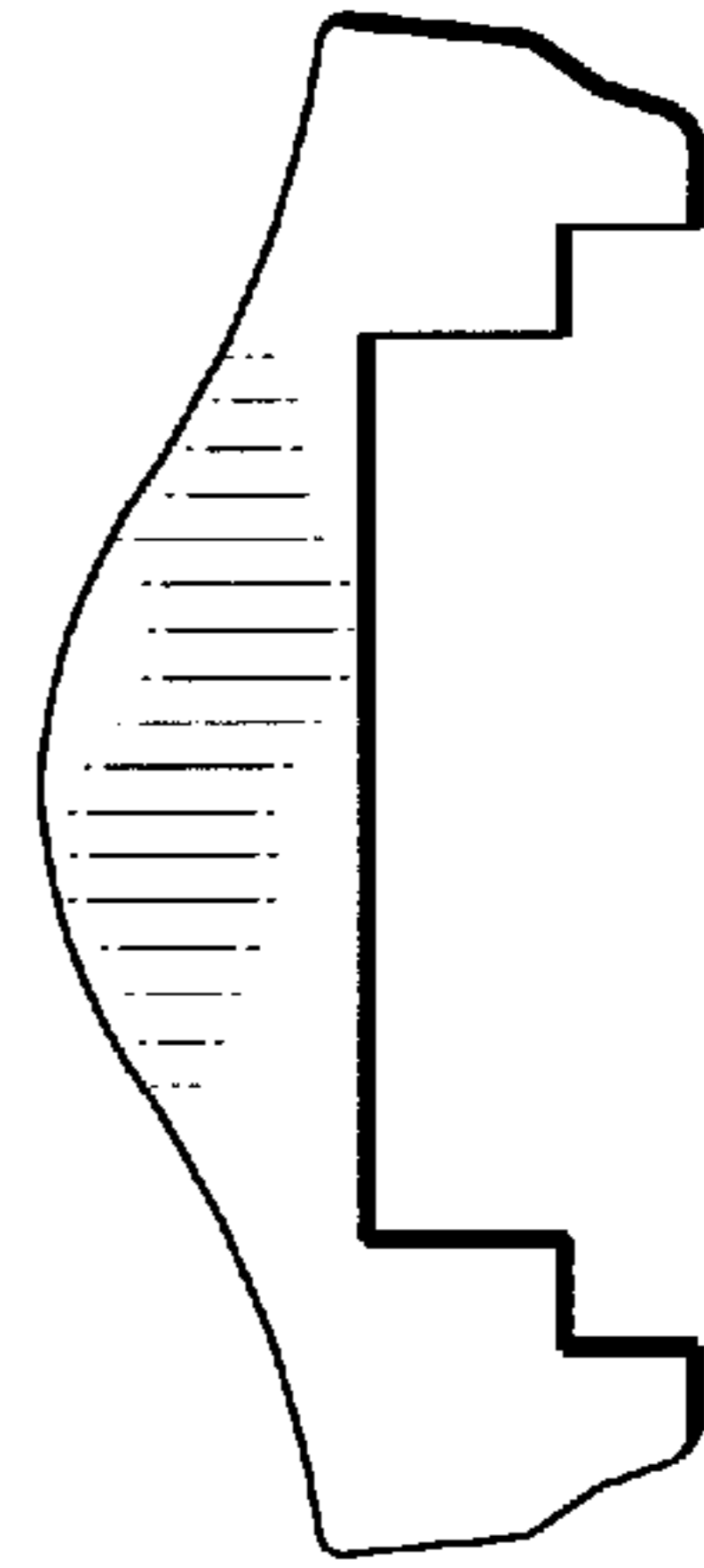


FIG. 7




FIG. 4




FIG. 5