



US00D413390S

# United States Patent [19]

Southern et al.

[11] Patent Number: Des. 413,390

[45] Date of Patent: \*\* Aug. 31, 1999

## [54] CARRIER FOR SAMPLES OR REAGENTS

[75] Inventors: Edwin Mellor Southern, Kidlington; Edward John Maher, Idlington; Zoia Larin, London, all of United Kingdom

[73] Assignee: Cytocell Limited, United Kingdom

[\*\*] Term: 14 Years

[21] Appl. No.: 29/052,332

[22] Filed: Mar. 27, 1996

### [30] Foreign Application Priority Data

Sep. 28, 1995 [GB] United Kingdom ..... 2050801

[51] LOC (6) Cl. .... 24-02

[52] U.S. Cl. .... D24/224; D24/216

[58] Field of Search ..... D24/216, 224, D24/227, 229, 230, 223; D9/347; D15/90; 436/809; 435/305.1-305.4, 307.1, 309.4

### [56] References Cited

#### U.S. PATENT DOCUMENTS

D. 221,751	9/1971	Kronish et al. ....	D24/223
D. 338,965	8/1993	Glanz et al. ....	D24/226
1,688,887	10/1928	Spreen ....	206/558
3,643,812	2/1972	Mander et al. ....	206/558
4,228,945	10/1980	Wysocki ....	206/557
5,571,721	11/1996	Turner ....	435/305.2

## OTHER PUBLICATIONS

Cole-Parmer Instruments Company Catalog, p. 81 item E, "Immunoplates", Dec. 1992.

Primary Examiner—Louis S. Zarfes

Assistant Examiner—Gregory Andoll

Attorney, Agent, or Firm—Lee, Mann, Smith, McWilliams, Sweeney & Ohlson

## [57] CLAIM

The ornamental design for a carrier for samples or reagents, as shown and described.

## DESCRIPTION

FIG. 1 is a top plan view of a carrier for samples or reagents, showing our new design;

FIG. 2 is a bottom plan view thereof;



FIG. 3 is a side elevational perspective view thereof, the opposite side being identical except that the corner notches illustrated at the left end of FIG. 3 do not exist;

FIG. 4 is an end perspective view thereof, the opposite end being identical except that the notches in the right end corner do not exist; and,

FIG. 5 is a generally side elevational perspective view thereof, showing one end, and taken from the opposite side from FIG. 3.

The views for the opposite end and the opposite side are identical to FIGS. 2 and 4.

1 Claim, 1 Drawing Sheet



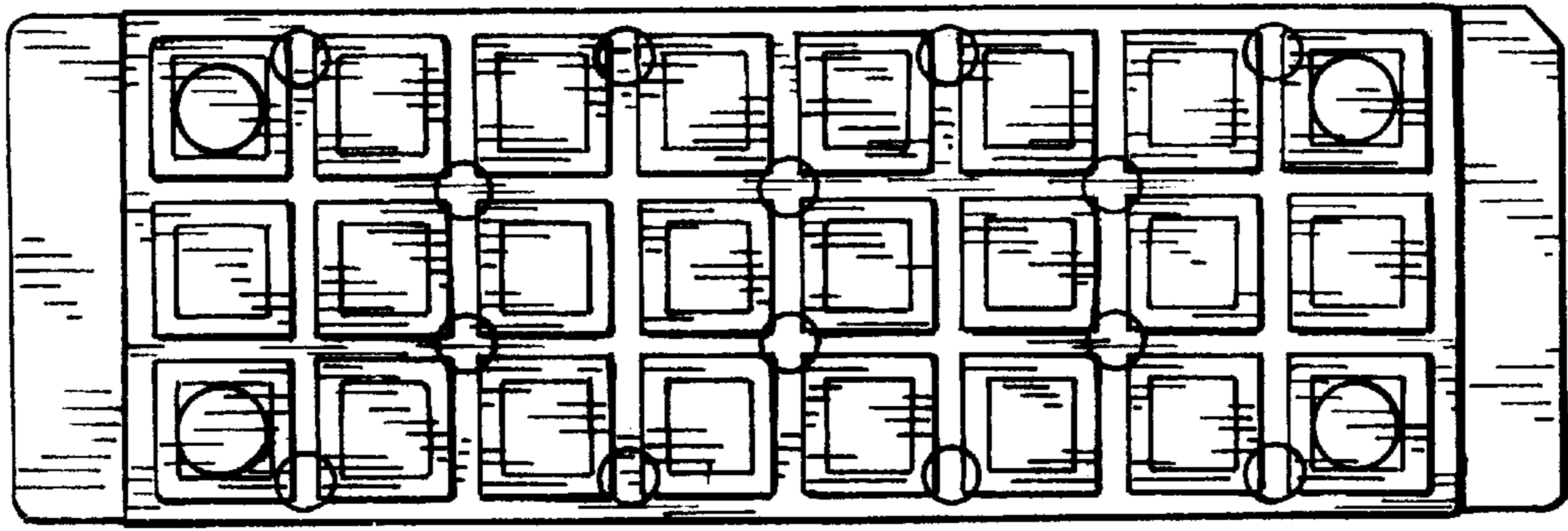


Fig. 1




Fig. 2




Fig. 3




Fig. 4

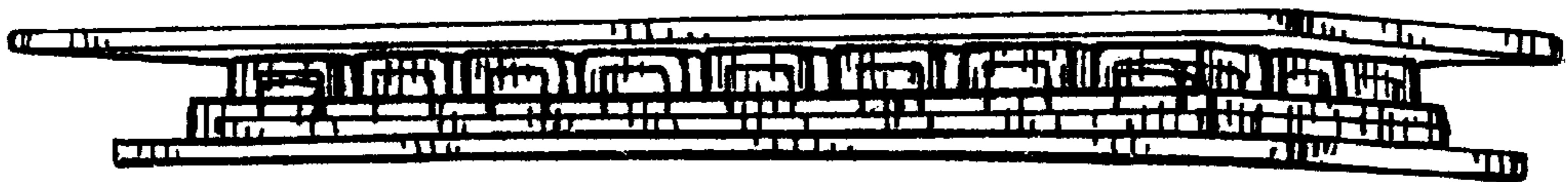


Fig. 5