



US00D413389S

**United States Patent** [19]  
**Owen, Jr.**

[11] **Patent Number: Des. 413,389**

[45] **Date of Patent: \*\* Aug. 31, 1999**

[54] **THERAPEUTIC SUPPORT BANDAGE FOR HOT OR COLD THERAPY**

[75] Inventor: **James E. Owen, Jr.**, Duluth, Ga.

[73] Assignee: **Patton Manufacturing, Inc.**,  
Lawrenceville, Ga.

[\*\*] Term: **14 Years**

[21] Appl. No.: **29/069,024**

[22] Filed: **Apr. 23, 1997**

[51] **LOC (6) Cl.** ..... **24-04**

[52] **U.S. Cl.** ..... **D24/206; D24/189**

[58] **Field of Search** ..... D24/200, 206,  
D24/207, 190, 192, 189; 607/96, 108, 109,  
111; 602/1, 41-43, 47

[56] **References Cited**

**U.S. PATENT DOCUMENTS**

D. 348,517	7/1994	McDermott	.....	D24/206
D. 362,507	9/1995	Zuck et al.	.....	D24/206
2,817,335	12/1957	Thompson	.....	602/43
3,927,669	12/1975	Glatt	.....	602/47
5,088,487	2/1992	Turner	.....	607/108
5,336,209	8/1994	Porzilli	.....	602/47
5,429,589	7/1995	Cartmell et al.	.....	602/42

*Primary Examiner*—Louis S. Zarfes  
*Assistant Examiner*—Gregory Andoll  
*Attorney, Agent, or Firm*—Needle & Rosenberg, P.C.

[57] **CLAIM**

The ornamental design for a therapeutic support bandage for hot or cold therapy, as shown and described.

**DESCRIPTION**

FIG. 1 is a front elevational view of a second embodiment of my new design for a therapeutic support bandage for hot or cold therapy showing a printed pattern thereon and a hook fastener stitched adjacent the right end.

FIG. 2 is a rear elevational view of the therapeutic support bandage of FIG. 6;

FIG. 3 is a bottom plan view of the therapeutic support bandage of FIG. 6, of which the top plan view is a mirror image and is therefor not shown;

FIG. 4 is a left-end elevational view of the therapeutic support bandage of FIG. 6;

FIG. 5 is a right-end elevational view of the therapeutic support bandage of FIG. 6;

FIG. 6 is a front elevational view of a fifth embodiment of my new design for a therapeutic support bandage for hot or cold therapy showing a printed pattern thereon and hook fastener stitched adjacent the right end;


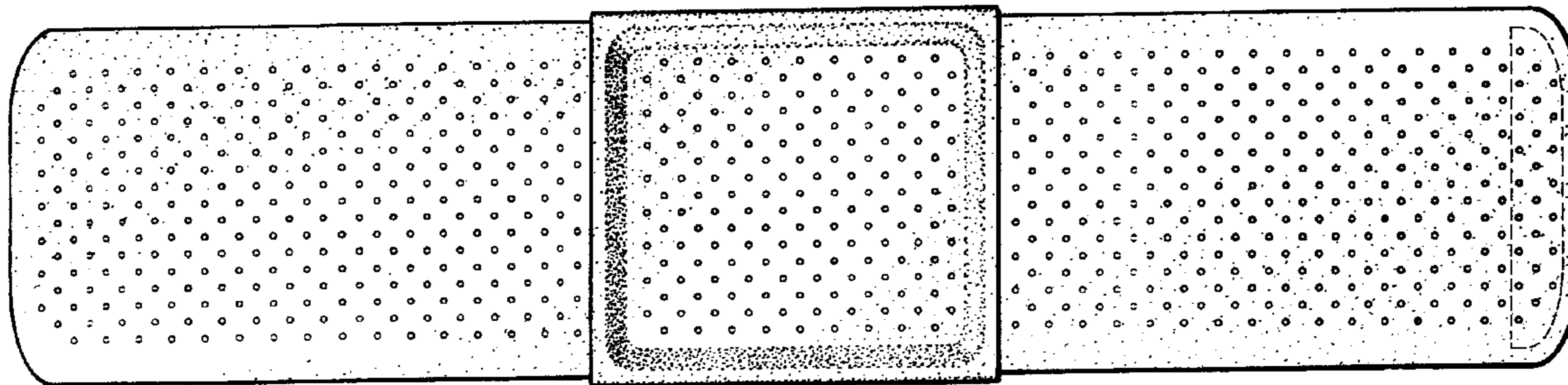
FIG. 7 is a rear elevational view of the therapeutic support bandage of FIG. 6;


FIG. 8 is a bottom plan view of the therapeutic support bandage of FIG. 6 of which the top plan view is a mirror image and is therefor not shown;

FIG. 9 is a left-end elevational view of the therapeutic support bandage of FIG. 6; and,


FIG. 10 is a right-end elevational view of the therapeutic support bandage of FIG. 6.

**1 Claim, 2 Drawing Sheets**





**FIG 1**



**FIG 2**




**FIG 3**




**FIG 5**



**FIG 4**



**FIG 6**



**FIG 7**



**FIG 10**



**FIG 9**



**FIG 8**