



US00D413386S

United States Patent [19] Werrin

[11] **Patent Number: Des. 413,386**

[45] **Date of Patent: ** Aug. 31, 1999**

[54] **DENTAL BITE TRAY**

[76] Inventor: **S. Rand Werrin**, 110 Aylesboro La.,
Pittsburgh, Pa. 15217

[**] Term: **14 Years**

[21] Appl. No.: **29/090,039**

[22] Filed: **Jun. 29, 1998**

[51] **LOC (6) Cl. 24-02**

[52] **U.S. Cl. D24/181**

[58] **Field of Search D24/181, 152,
D24/180, 176, 156, 221; 433/38, 37, 42,
43, 40, 41**

5,636,985 6/1997 Simmen et al. 433/71 X
5,702,250 12/1997 Kiphe 433/37
5,733,118 3/1998 Pankuch et al. 433/37 X

OTHER PUBLICATIONS

American Dental Accessories, p. 53 published Mar. 1997.

Primary Examiner—Doris Clark
Assistant Examiner—I Simmons
Attorney, Agent, or Firm—Michael R. Swartz

[57] CLAIM

The ornamental design for a dental bite tray, as shown and described.

DESCRIPTION

FIG. 1 is a perspective view of a dental bite tray showing my new design;
FIG. 2 is a top plan view thereof;
FIG. 3 is a bottom plan view thereof;
FIG. 4 is a right side elevational view thereof;
FIG. 5 is a left side elevational view thereof;
FIG. 6 is a front elevational view thereof; and,
FIG. 7 is a rear elevational view thereof.

1 Claim, 2 Drawing Sheets

[56] References Cited

U.S. PATENT DOCUMENTS

D. 277,605	2/1985	Werrin	D24/16
D. 294,062	2/1988	Kwok	D24/181
D. 383,845	9/1997	Mitchell et al.	D24/181
D. 403,771	1/1999	Werrin	D24/181
2,529,429	4/1950	Spiro	443/41
4,689,010	8/1987	Wolfe	433/38
5,316,474	5/1994	Robertson	433/37
5,513,985	5/1996	Robertson	433/37 X

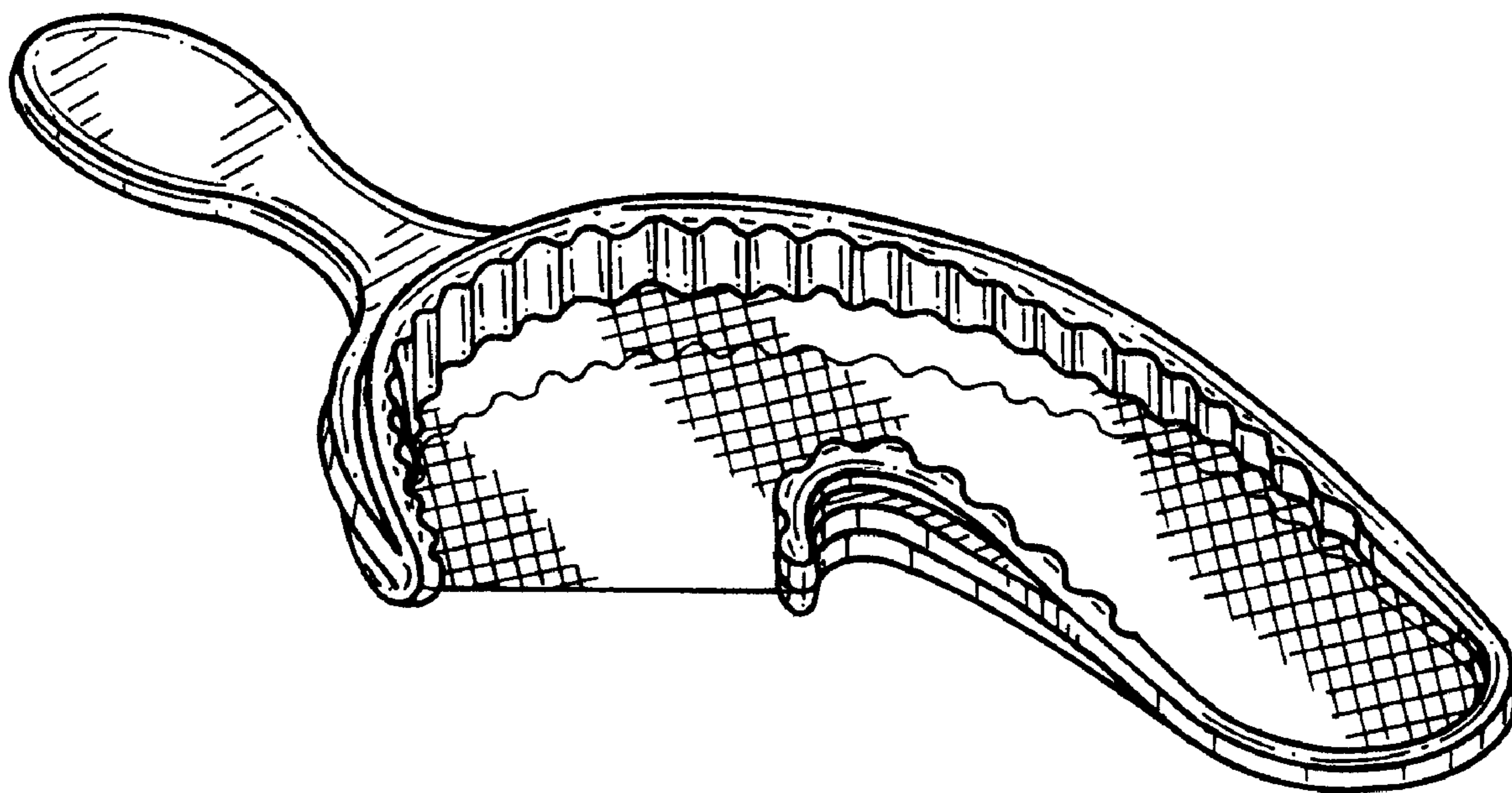


FIG. 1

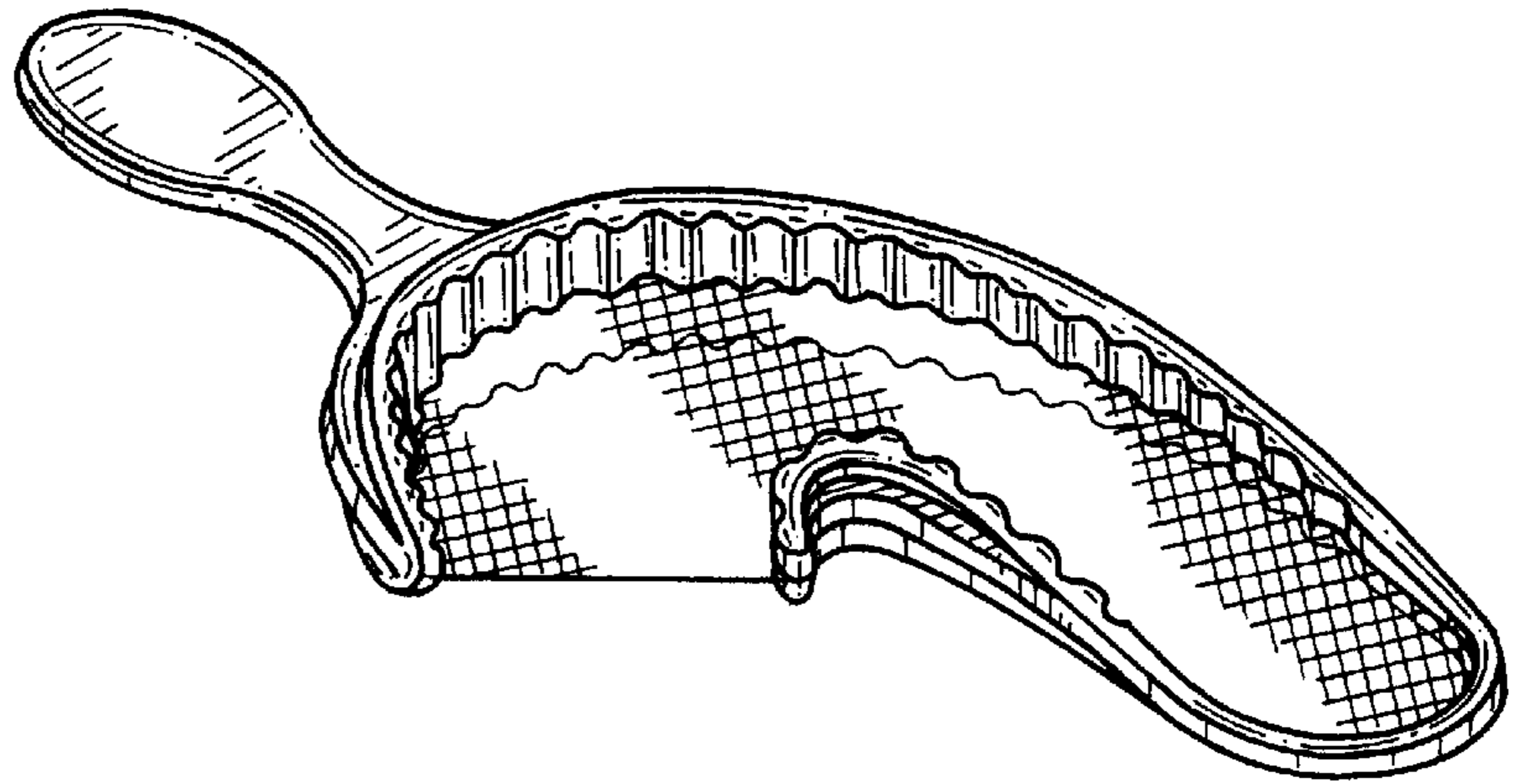


FIG. 2




FIG. 3




FIG. 4




FIG. 5

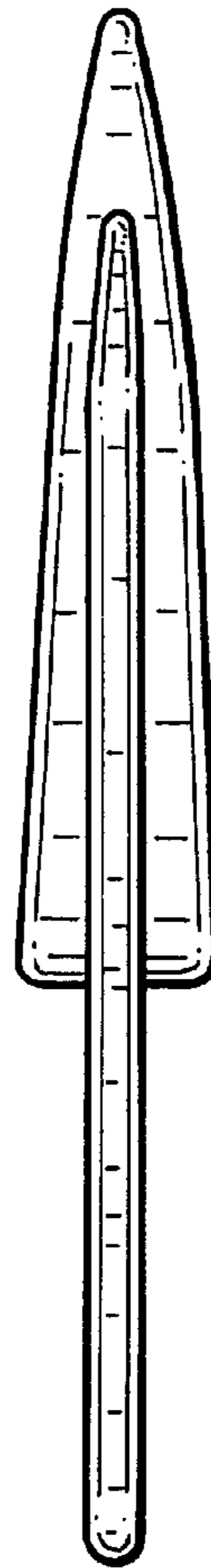


FIG. 6

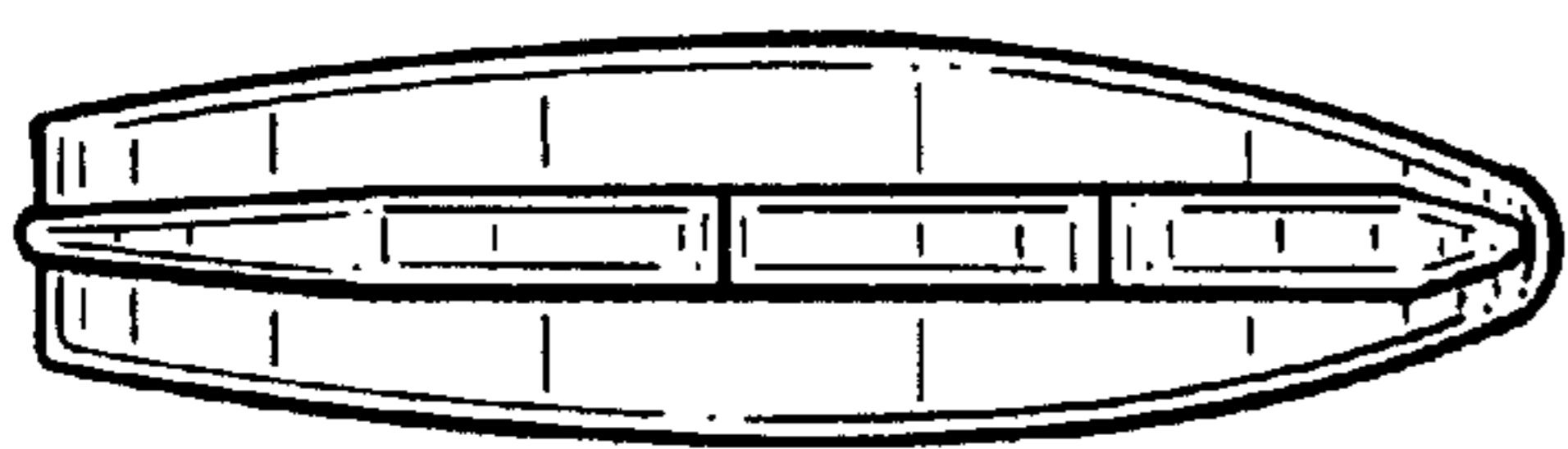


FIG. 7

