



US00D413348S

United States Patent [19]

[11] **Patent Number: Des. 413,348**

Wang

[45] **Date of Patent: ** Aug. 31, 1999**

[54] **RIM OF GLASSES**

D. 396,237 7/1998 Wang D16/101
D. 406,856 3/1999 Wang D16/307

[76] Inventor: **Wen-Te Wang**, No. 246-1, Kang-Kou, Kang-Kou Tsun, An-Ting Hsiang, Tainan Hsien, Taiwan

Primary Examiner—Raphael Barkai
Attorney, Agent, or Firm—Rosenberg, Klein & Bilker

[**] Term: **14 Years**

[57] CLAIM

[21] Appl. No.: **29/099,014**

The ornamental design for rim of glasses, as shown and described.

[22] Filed: **Jan. 11, 1999**

DESCRIPTION

[51] **LOC (6) Cl.** **16-06**

FIG. 1 is a perspective view of rim of glasses showing my new design;

[52] **U.S. Cl.** **D16/307; D16/101; D16/900**

FIG. 2 is a front elevation view thereof;

[58] **Field of Search** D16/101, 300-330,

FIG. 3 is a rear elevation view thereof;

D16/900; D21/659-661, 656, 606; 351/41,

FIG. 4 is a left side elevation view thereof;

44, 51, 52, 158; 446/97, 268, 371

FIG. 5 is a right side elevation view thereof;

[56] References Cited

FIG. 6 is a top plan view thereof;

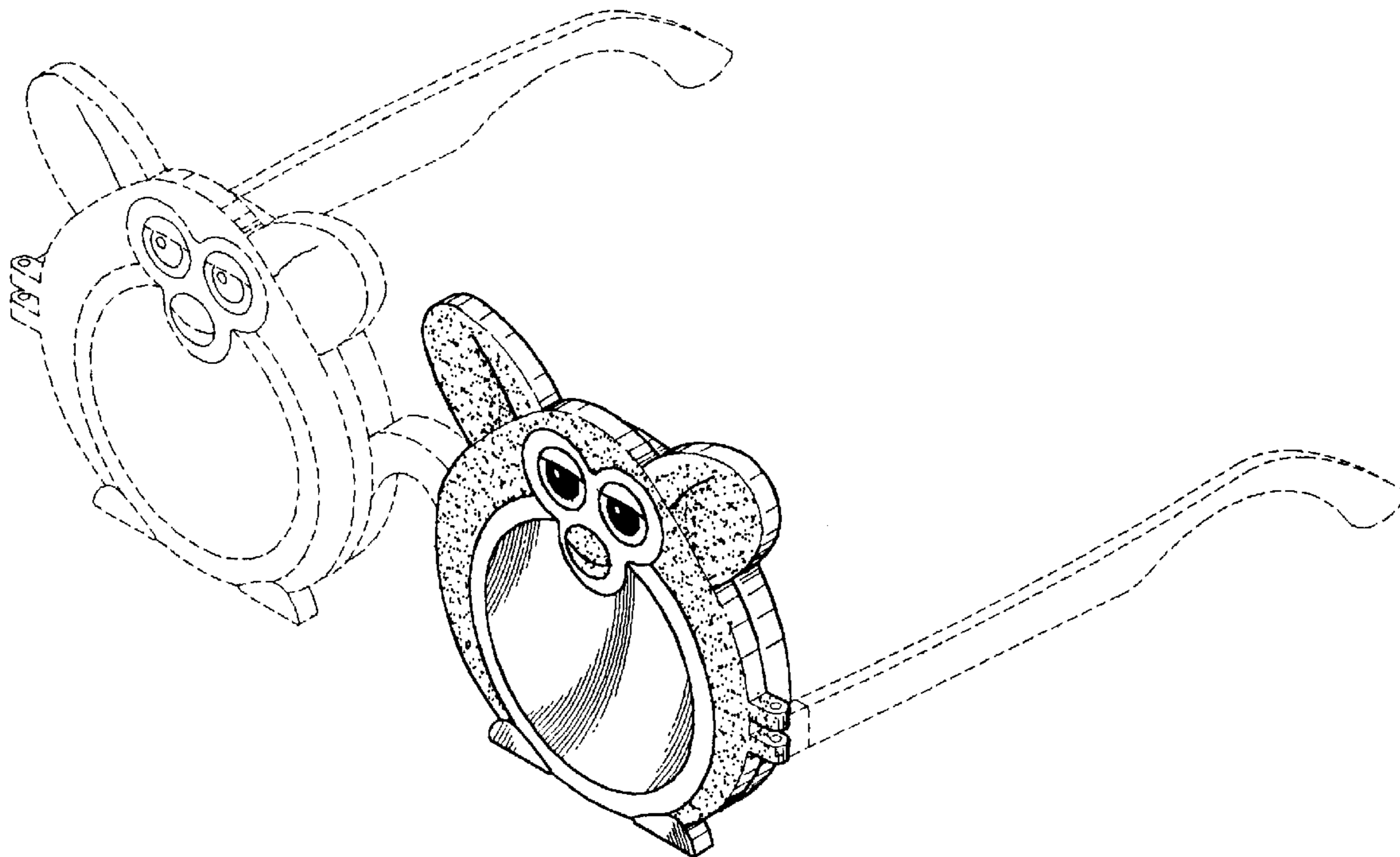
U.S. PATENT DOCUMENTS

FIG. 7 is an underneath plan view thereof; and,

D. 84,022	4/1931	Berger	D21/656
D. 155,255	9/1949	Wolf	D21/656
D. 270,457	9/1983	Bury	D21/606
D. 393,652	4/1998	Wang	D16/900

FIG. 8 is a perspective view thereof, the broken lines shown are for illustrative purposes only and form no part of the claimed design.

1 Claim, 3 Drawing Sheets






FIG. 1




FIG. 2

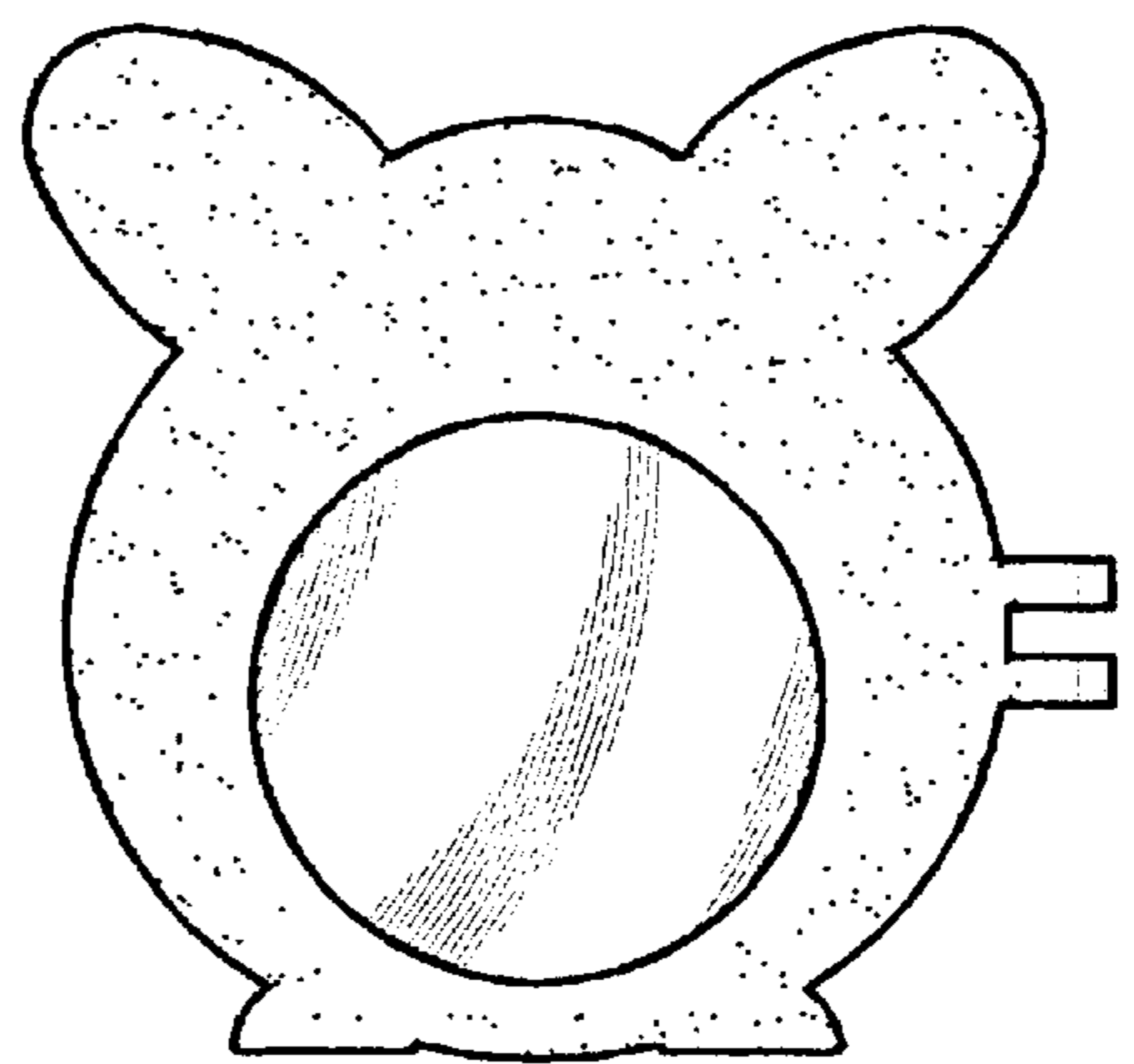


FIG. 3



FIG. 4



FIG. 5



FIG. 6

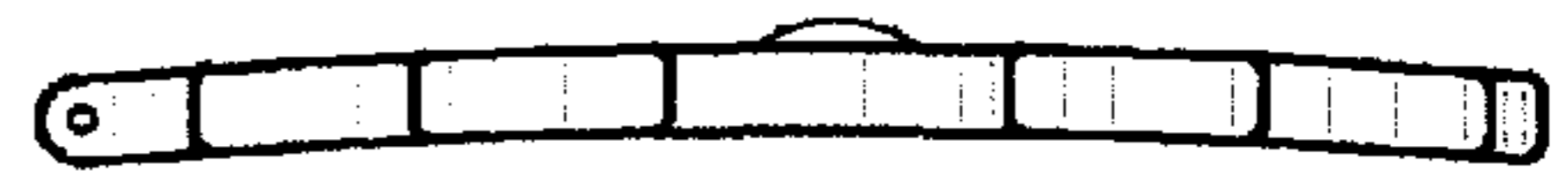


FIG. 7

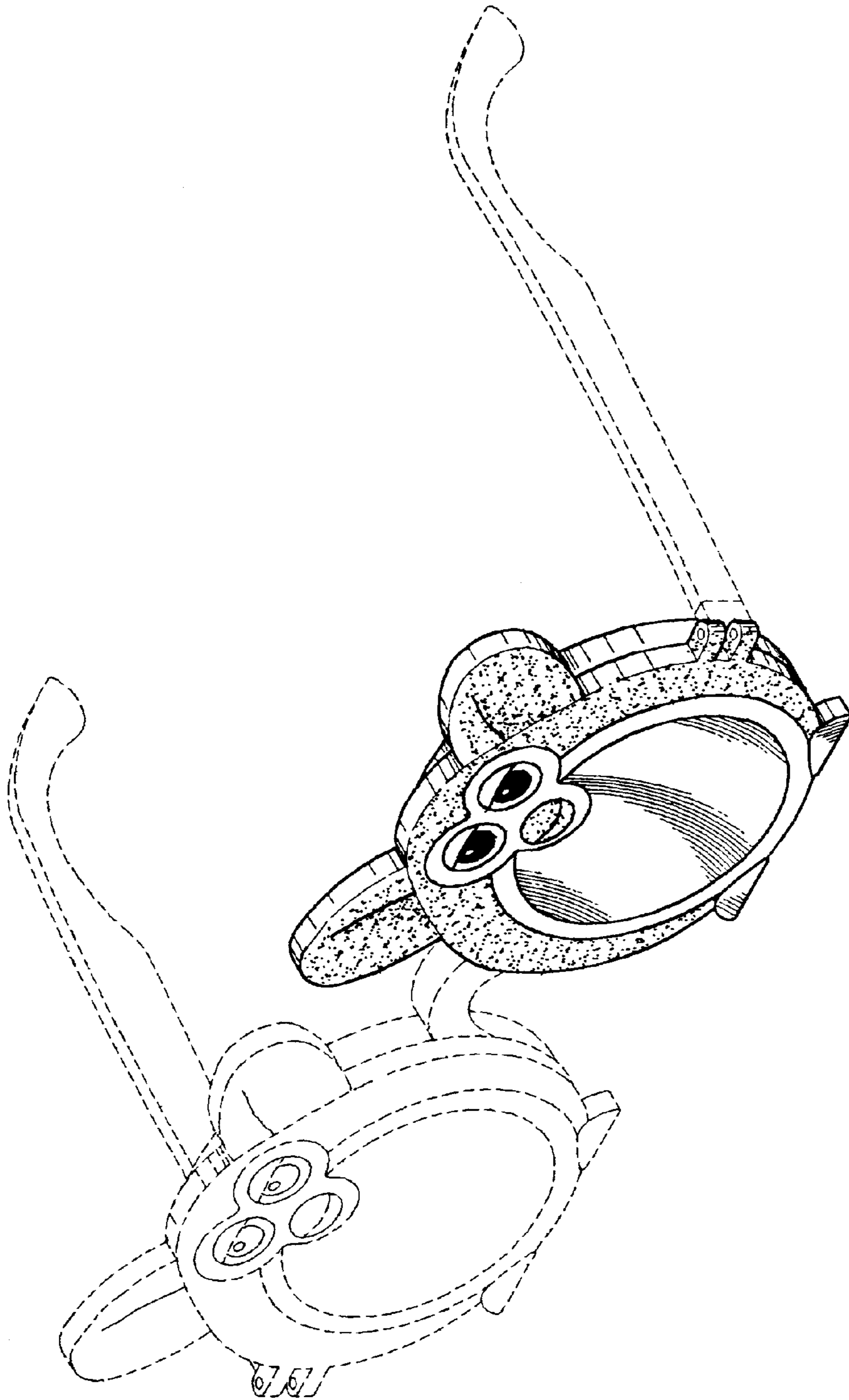


FIG. 8