



US00D413332S

United States Patent [19]

Delhaes

[11] Patent Number: Des. 413,332

[45] Date of Patent: ** Aug. 31, 1999

[54] **SUPPLEMENTARY BOX FOR TELEPHONE**

[75] Inventor: **Jose Delhaes**, Muhlheim am Main, Germany

[73] Assignee: **Alcatel Business Systems**, Paris, France

[**] Term: **14 Years**

[21] Appl. No.: **29/077,991**

[22] Filed: **Oct. 17, 1997**

[30] **Foreign Application Priority Data**

Apr. 23, 1997 [XH] Hague Agreement DM/039952

[51] **LOC (6) Cl.** **14-03**

[52] **U.S. Cl.** **D14/241**

[58] **Field of Search** D14/140, 142, D14/149-151, 240, 241; 379/434-436, 419, 420, 428, 440, 441, 442, 164, 165, 156; 455/90

[56] **References Cited**

U.S. PATENT DOCUMENTS

D. 241,949 10/1976 Marchese D14/241

- D. 271,394 11/1983 Brown et al. D14/241
- D. 300,028 2/1989 To D14/151
- D. 306,027 2/1990 Gagnon D14/241
- D. 306,859 3/1990 Helstab et al. D14/149 X
- D. 312,461 11/1990 Ando D14/241
- D. 317,920 7/1991 Fuqua et al. D14/241
- D. 374,674 10/1996 Elkins et al. D14/241
- D. 387,063 12/1997 Hillenmayer et al. D14/241
- D. 388,102 12/1997 Yoneyama D14/241

Primary Examiner—Jeffrey Asch
Attorney, Agent, or Firm—Roland Plottel

[57] **CLAIM**

The ornamental design for a supplementary box for telephone, as shown and described.

DESCRIPTION

FIG. 1 is a top perspective view of a supplementary box for telephone, showing my new design.
FIG. 2 is a bottom perspective view thereof.
FIG. 3 is a right side perspective view thereof.
FIG. 4 is a left side perspective view thereof; and,
FIG. 5 is a rear perspective view thereof.

1 Claim, 3 Drawing Sheets





FIG. 1




FIG. 2




FIG. 3

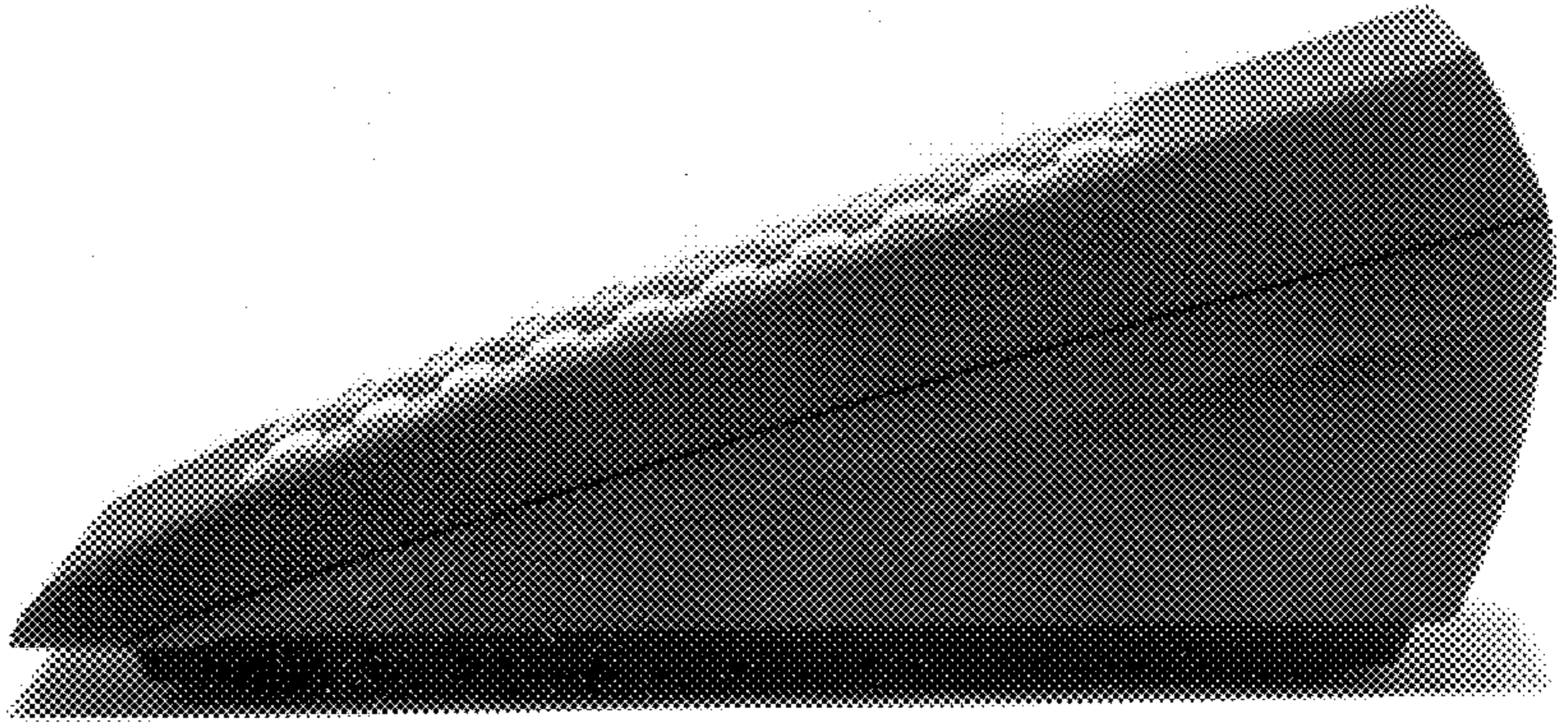



FIG. 4






FIG. 5