



US00D413330S

**United States Patent** [19]  
**Augusta**

[11] **Patent Number: Des. 413,330**

[45] **Date of Patent: \*\* Aug. 31, 1999**

[54] **BASKETBALL PLAYER ANTENNA-TOPPER**

[76] Inventor: **Mark Augusta**, 120 N. Helix Ave.,  
Solana Beach, Calif. 92075

[\*\*] Term: **14 Years**

[21] Appl. No.: **29/077,235**

[22] Filed: **Sep. 30, 1997**

[51] **LOC (6) Cl.** ..... **14-03**

[52] **U.S. Cl.** ..... **D14/232**

[58] **Field of Search** ..... D14/230-238,  
D14/299; D11/160; 428/542.2, 542.4; 343/704,  
720, 840-842, 824, 866, 872-873, 907-908;  
D12/172, 197

[56] **References Cited**

**U.S. PATENT DOCUMENTS**

- D. 184,607 3/1959 Deak et al. .... D14/232
- D. 293,220 12/1987 Pierce ..... D11/161
- D. 332,099 12/1992 Phillips ..... D14/232

- D. 351,814 10/1994 Young, Sr. et al. .... D11/160
- D. 362,254 9/1995 Lin ..... D14/232
- D. 370,233 5/1996 Chu ..... D14/232
- D. 387,772 12/1997 Steinberg ..... D14/120
- 3,651,598 3/1972 Lang ..... D11/160

*Primary Examiner*—Ruth McInroy  
*Attorney, Agent, or Firm*—Steins & Associates

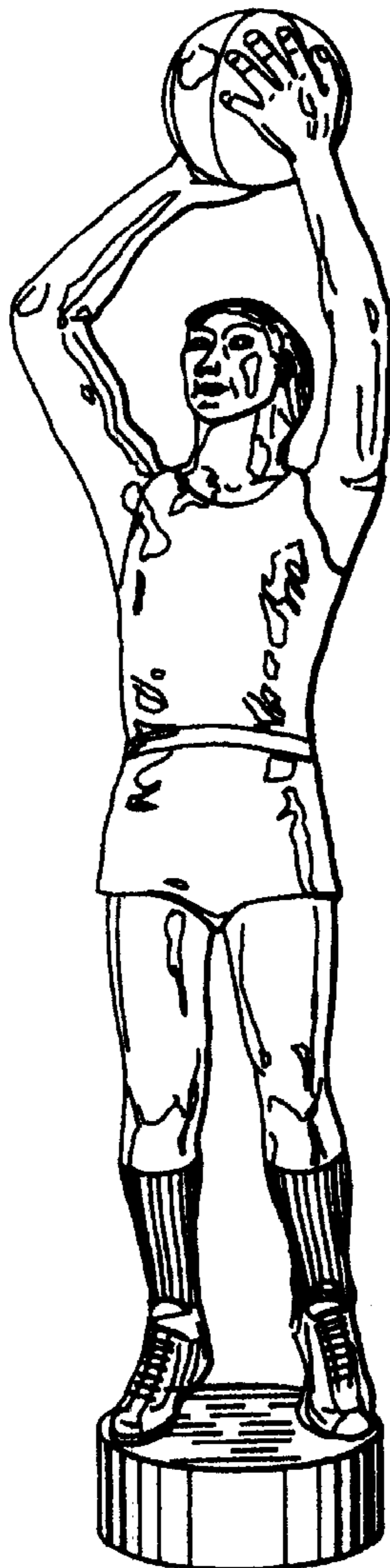
[57] **CLAIM**

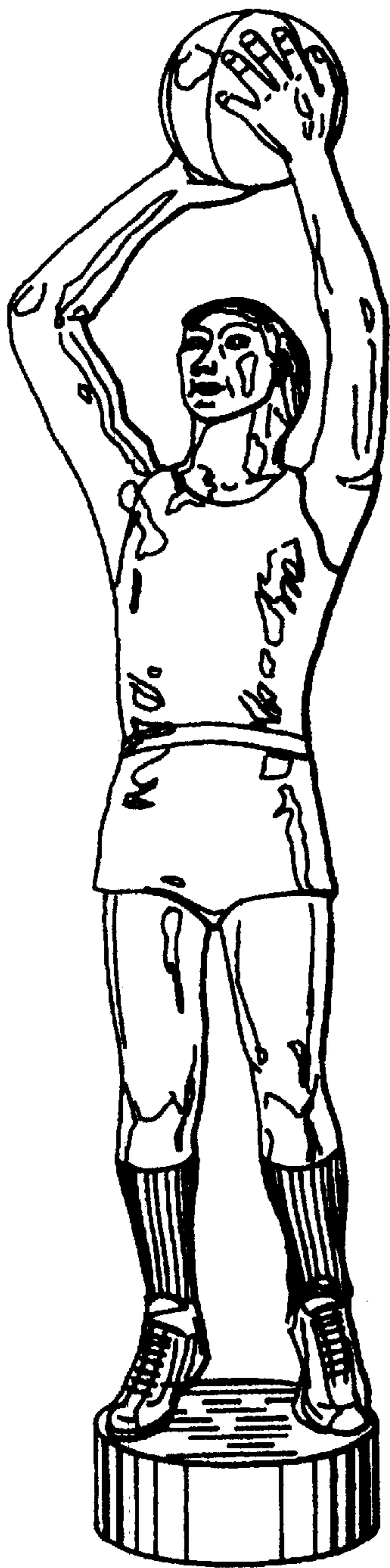
What is claimed is the ornamental design for a basketball player antenna-topper, as shown.

**DESCRIPTION**


FIG. 1 is a front perspective view of a basketball player antenna-topper showing my new design;  
FIG. 2 is a right side perspective view thereof;  
FIG. 3 is a rear perspective view thereof;  
FIG. 4 is a left side perspective view thereof; and,  
FIG. 5 is a top perspective view thereof.

**1 Claim, 2 Drawing Sheets**





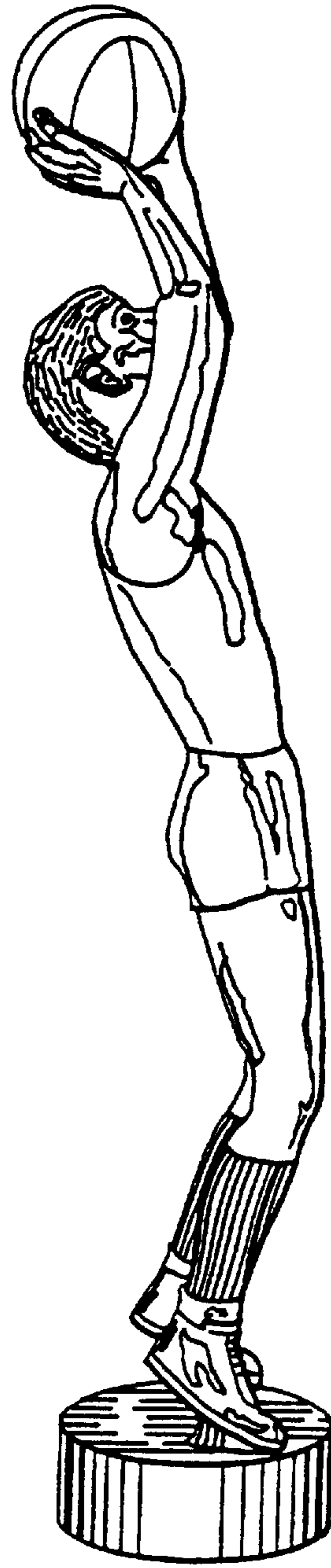
*Fig. 1*



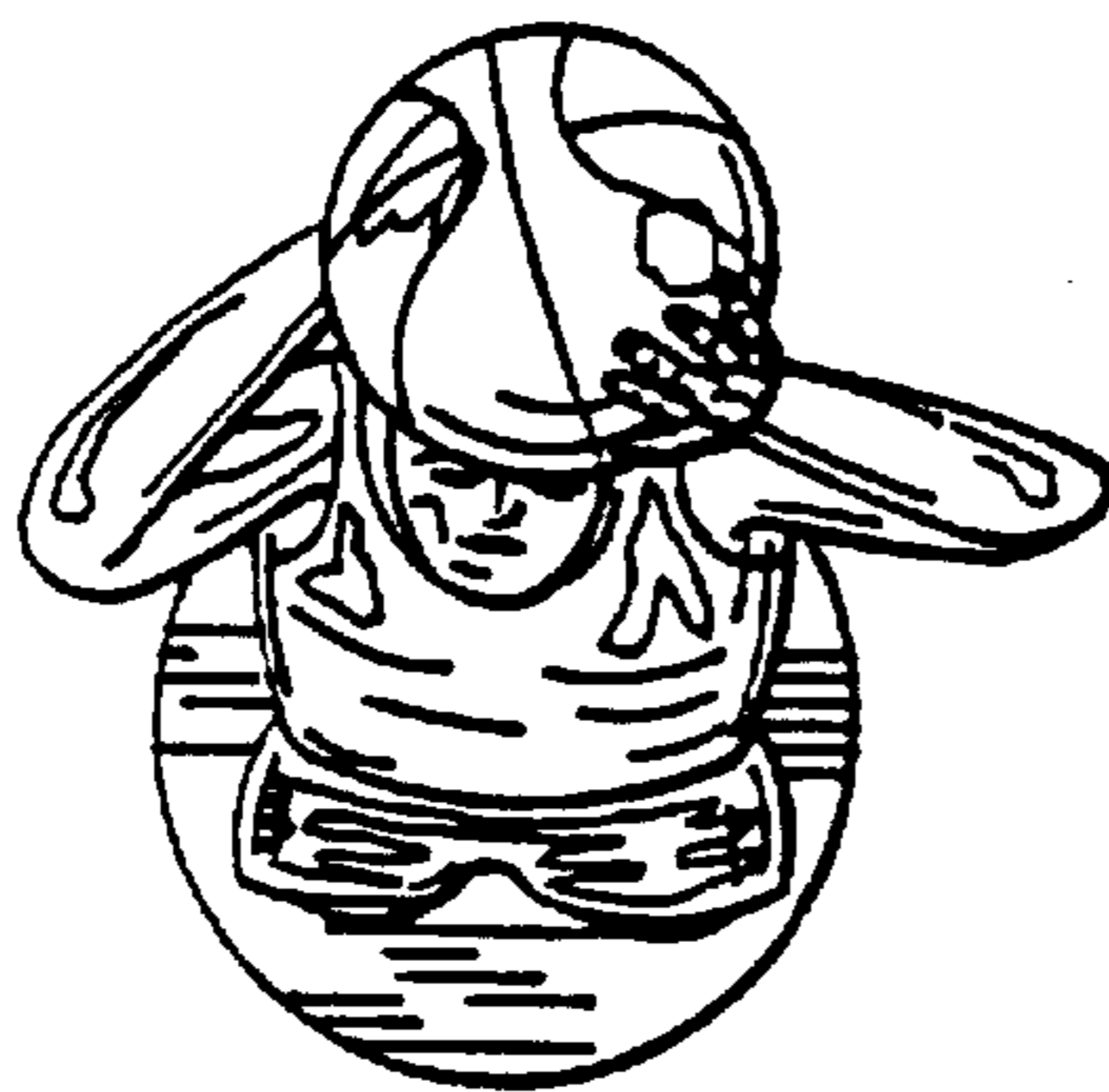
*Fig. 2*



*Fig. 3*



*Fig. 4*



*Fig. 5*