



US00D413327S

United States Patent [19]

Delhaes

[11] Patent Number: Des. 413,327

[45] Date of Patent: ** Aug. 31, 1999

[54] MULTI-FUNCTION TELEPHONE BASE FOR TELEPHONE HANDSET

[75] Inventor: Jose Delhaes, Muhlheim am Main, Germany

[73] Assignee: Alcatel Business Systems, Paris, France

[**] Term: 14 Years

[21] Appl. No.: 29/077,990

[22] Filed: Oct. 17, 1997

[30] Foreign Application Priority Data

Apr. 23, 1997 [XH] Hague Agreement DM/039 952

[51] LOC (6) Cl. 14-03

[52] U.S. Cl. D14/151

[58] Field of Search D14/140, 142, D14/149-151, 240, 241; 379/434-436, 419, 420, 428, 440; 455/90

[56] References Cited

U.S. PATENT DOCUMENTS

D. 284,079	6/1986	Kita et al.	D14/151
D. 284,188	6/1986	Kondo et al.	D14/151
D. 304,727	11/1989	Barker et al.	D14/241
D. 307,145	4/1990	Oshima et al.	D14/241
D. 311,191	10/1990	Ando	D14/241
D. 311,399	10/1990	Ando	D14/241
D. 311,918	11/1990	Renard	D14/241
D. 320,998	10/1991	Gordon	D14/151

D. 340,053	10/1993	Desbarats	D14/151
D. 354,956	1/1995	Toh et al.	D14/141
D. 375,095	10/1996	Hillenmayer et al.	D14/151
D. 387,056	12/1997	Yoneyama	D14/151
5,121,427	6/1992	Gumb et al.	379/435

Primary Examiner—Jeffrey Asch
Attorney, Agent, or Firm—Roland Plottel

[57] CLAIM

The ornamental design for a multi-function telephone base for telephone handset, as shown and described.

DESCRIPTION

FIG. 1 is a top front, right side perspective view of a multi-function telephone base for telephone handset, showing my new design.

FIG. 2 is a top front right perspective view with the telephone handset off the cradle.

FIG. 3 is a top perspective view thereof.

FIG. 4 is a top front right perspective view thereof with the cover in an open position.

FIG. 5 is a top perspective view with the cover open.

FIG. 6 is a bottom perspective view thereof.

FIG. 7 is a front perspective view thereof.

FIG. 8 is a right side perspective view thereof.

FIG. 9 is a left side perspective view thereof; and,

FIG. 10 is a rear perspective view thereof.

The handset has been omitted from FIGS. 3, 5, and 7-10 for convenience of illustration.

1 Claim, 10 Drawing Sheets





FIG. 1



FIG. 2



FIG. 3



FIG. 4



FIG. 5




FIG. 6




FIG. 7




FIG. 8




FIG. 9




FIG. 10