



US00D413299S

United States Patent [19]

Hartmann et al.

[11] Patent Number: Des. 413,299

[45] Date of Patent: ** Aug. 31, 1999

[54] **VISOR CELLULAR PHONE HOLDER AND ORGANIZER**

[75] Inventors: **Jerome J. Hartmann**, Carlisle;
Thomas R. Steinhagen, West Des Moines, both of Iowa

[73] Assignee: **Cobbs Manufacturing Company**, Des Moines, Iowa

[**] Term: **14 Years**

[21] Appl. No.: **29/078,384**

[22] Filed: **Nov. 5, 1997**

[51] **LOC (6) Cl.** **12-16**

[52] **U.S. Cl.** **D12/417**

[58] **Field of Search** D12/191, 417;
D3/215, 226, 247, 249, 252, 253; 224/311,
312; 296/97.1, 97.2, 97.4-97.9, 97.11; D14/253,
251; 379/454, 455

[56] **References Cited**

U.S. PATENT DOCUMENTS

- D. 184,038 12/1958 Chase D12/417
- D. 249,592 9/1978 Libonati D3/226
- D. 362,159 9/1995 Singh D12/417 X
- D. 391,919 3/1998 Brassard D12/417
- D. 395,637 6/1998 Patterson D12/417

- D. 402,624 12/1998 Patterson D12/417
- 5,195,668 3/1993 Kunes et al. D3/252 X
- 5,402,924 4/1995 Gilson 224/312
- 5,516,018 5/1996 Eskandry 224/312
- 5,590,827 1/1997 Nimpoeno D12/417 X

Primary Examiner—Doris V. Coles
Assistant Examiner—Stacia Sinuik

[57] **CLAIM**

The ornamental design for a visor cellular phone holder and organizer, as shown and described.

DESCRIPTION

FIG. 1 is a front elevational view of the visor cellular phone holder and organizer showing our new design.

FIG. 2 is a left end view thereof;

FIG. 3 is a right end view thereof;

FIG. 4 is a top view thereof;

FIG. 5 is a bottom view thereof; and,

FIG. 6 is a front perspective view thereof.

Back portion of the visor organizer forms no part of claimed design.

The dashed lines on the visor organizer in FIGS. 1 and 6 are understood to represent stitching.

The broken line showing of environment is for illustrative purposes only and forms no part of the claimed design.

1 Claim, 2 Drawing Sheets

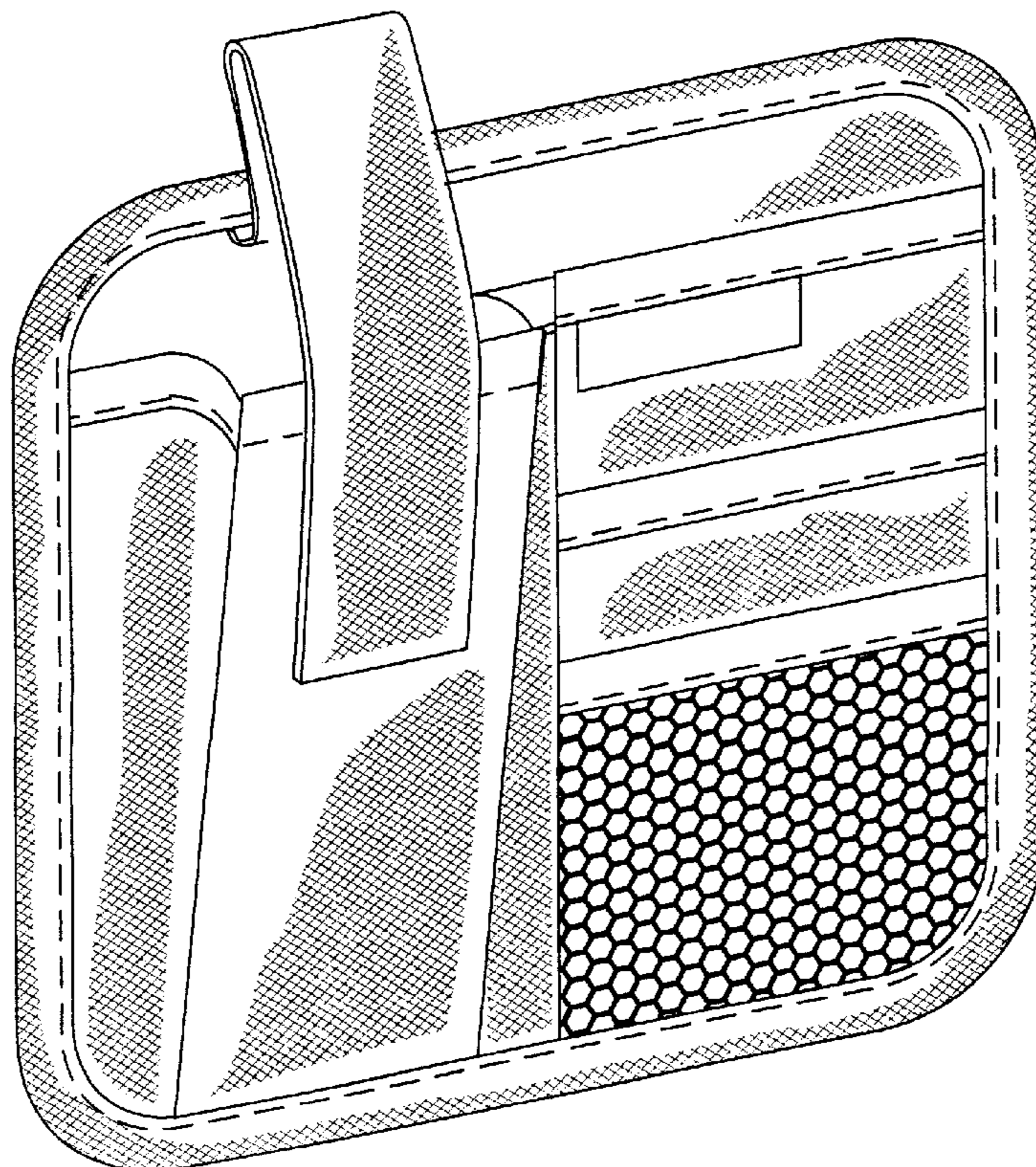


Fig 1

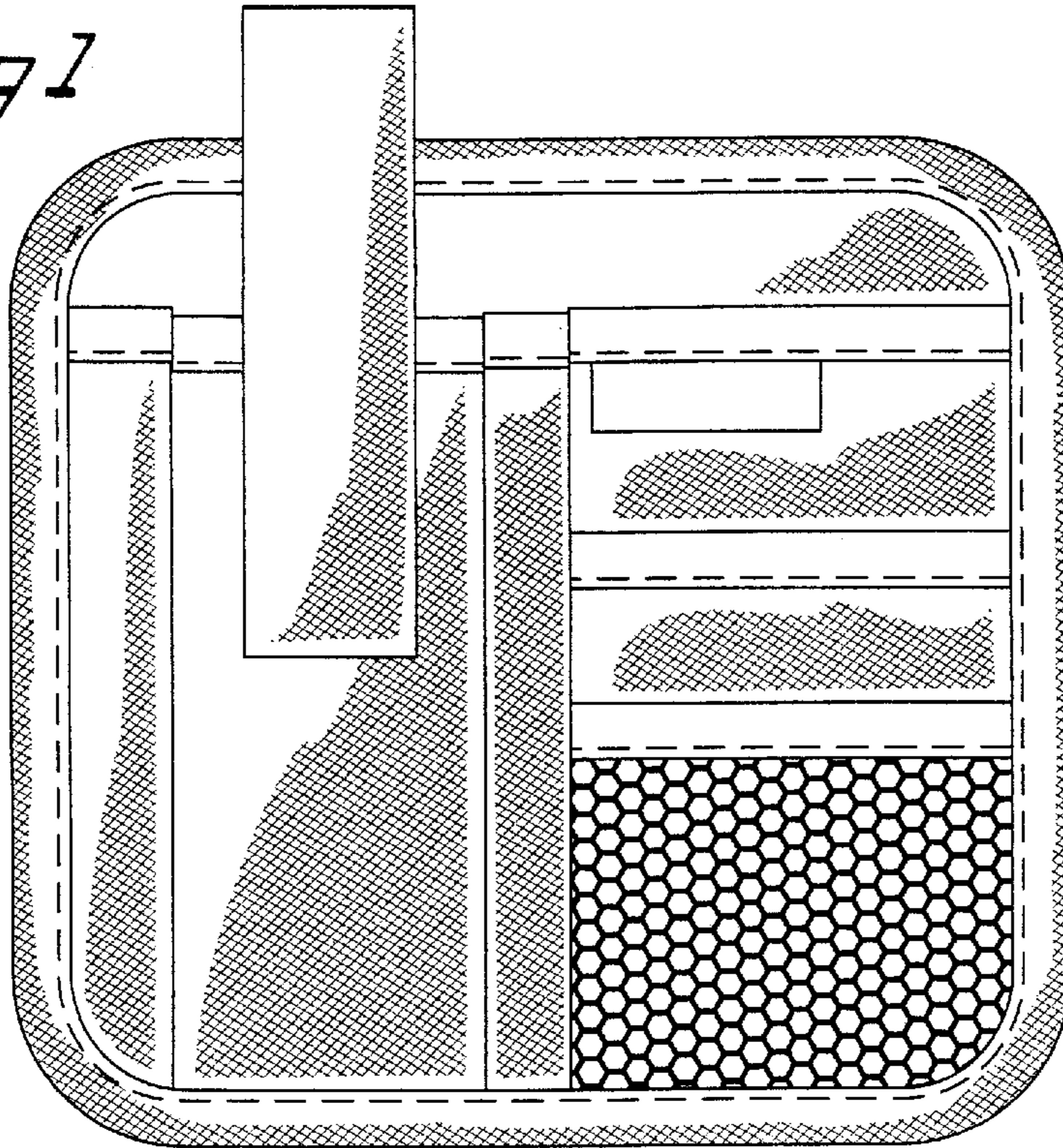


Fig 2

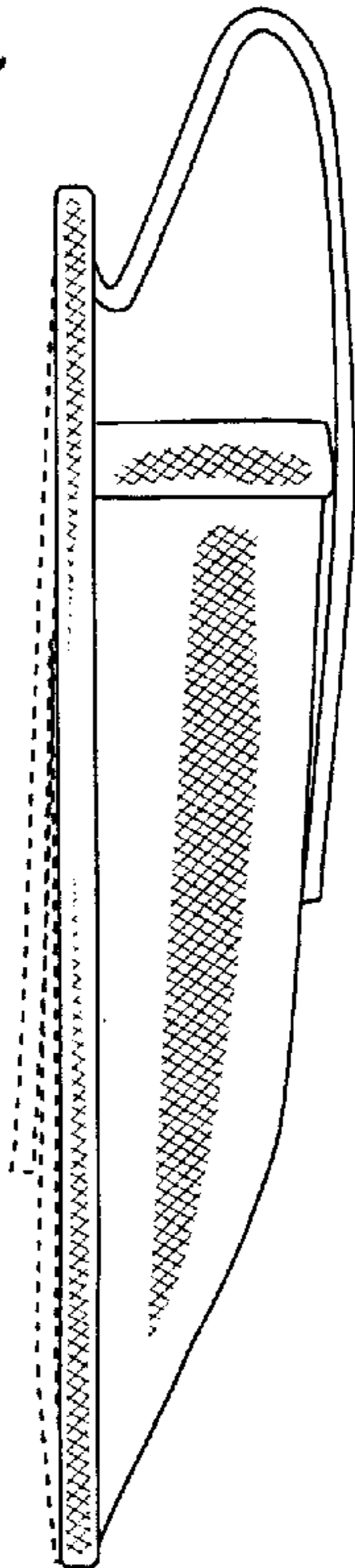


Fig 3

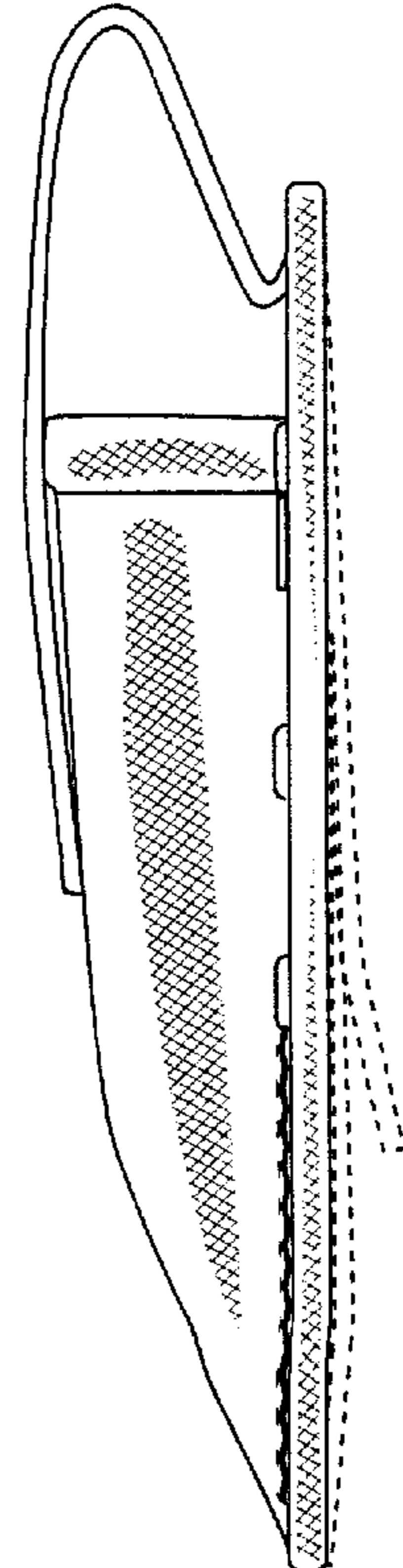


Fig 4

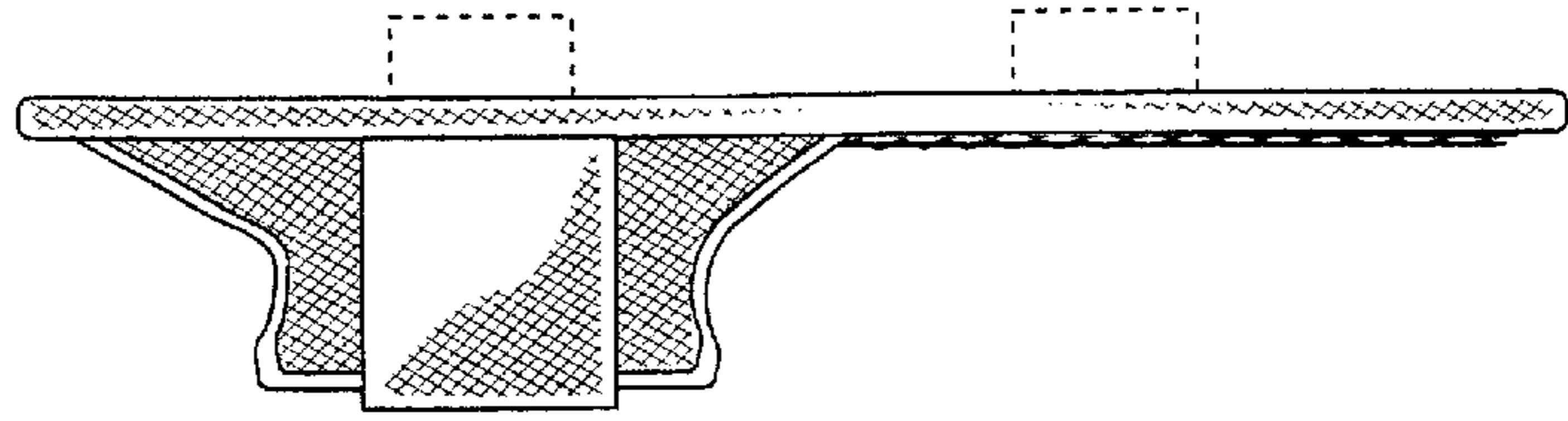


Fig 5

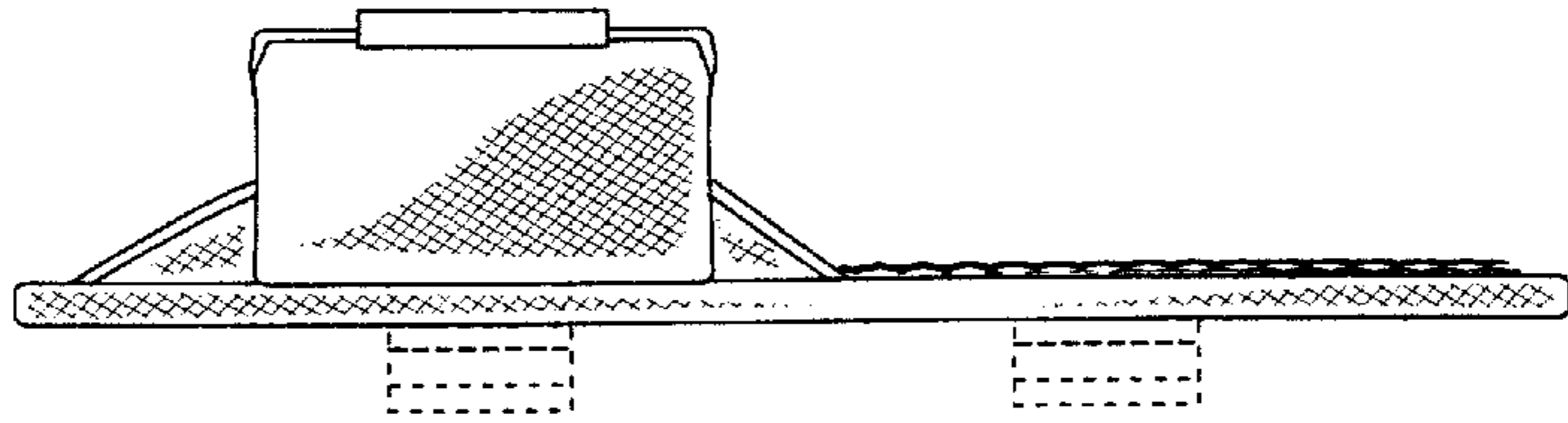


Fig 6

