



US00D413295S

United States Patent [19] Sauter

[11] **Patent Number: Des. 413,295**

[45] **Date of Patent: ** Aug. 31, 1999**

[54] **SET OF INSTRUMENT PANEL PLATES**

[75] Inventor: **Ulrich Sauter**, Tiefenbronn, Germany

[73] Assignee: **Dr. Ing. h.c.F. Porsche AG**, Weissach, Germany

[**] Term: **14 Years**

[21] Appl. No.: **29/085,445**

[22] Filed: **Mar. 24, 1998**

[30] **Foreign Application Priority Data**

Sep. 24, 1997 [DE] Germany M 97 08 910

[51] **LOC (6) Cl.** **12-16**

[52] **U.S. Cl.** **D12/192**

[58] **Field of Search** D12/192, 400,
D12/415; 180/90; 280/752, DIG. 5; 296/70;
D10/98

[56] **References Cited**

U.S. PATENT DOCUMENTS

- D. 252,320 7/1979 Chojna D10/98 X
- D. 268,994 5/1983 O'Driscoll D10/98

- D. 372,010 7/1996 Pfeiffer et al. D12/192
- D. 375,477 11/1996 Kulla et al. D12/192
- D. 381,613 7/1997 Ma D12/192
- D. 403,641 1/1999 Sacco et al. D12/192

Primary Examiner—Doris V. Coles
Assistant Examiner—Stacia Sinuik
Attorney, Agent, or Firm—Evenson, McKeown, Edwards & Lenahan, P.L.L.C.

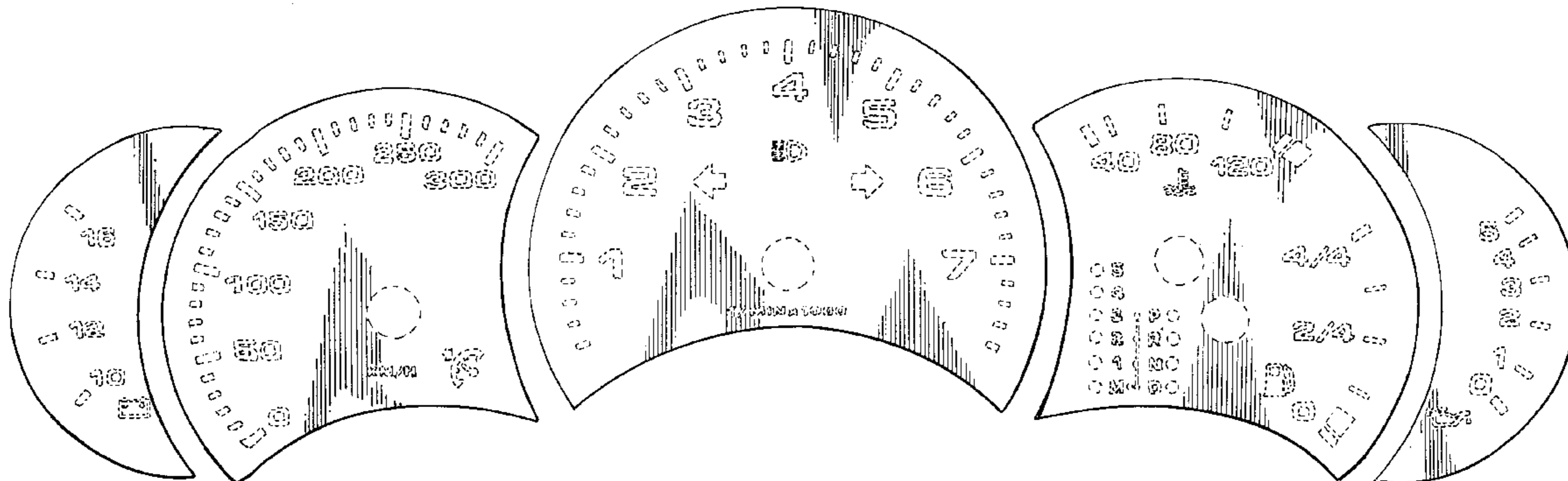
[57] **CLAIM**

The ornamental design for a set of instrument panel plates, as shown and described.

DESCRIPTION

FIG. 1 is a front view of a set of instrument panel plates according to my novel design; and, FIG. 2 is a top view of a set of instrument panel plates according to my novel design. The dash line included depicts environment and is not part of the claimed design. The sides of the set of instrument panel plates are plain and unornamented and the bottom of the set of instrument panel plates is understood to follow the same contour as shown in FIG. 1.

1 Claim, 2 Drawing Sheets



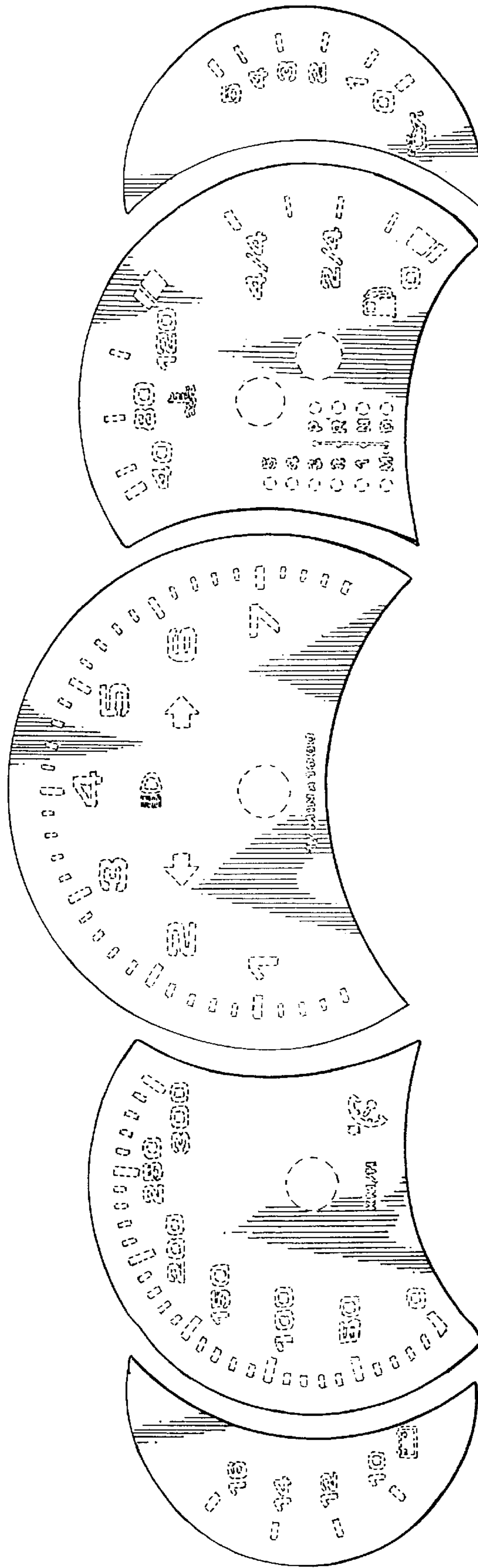


FIG. 1

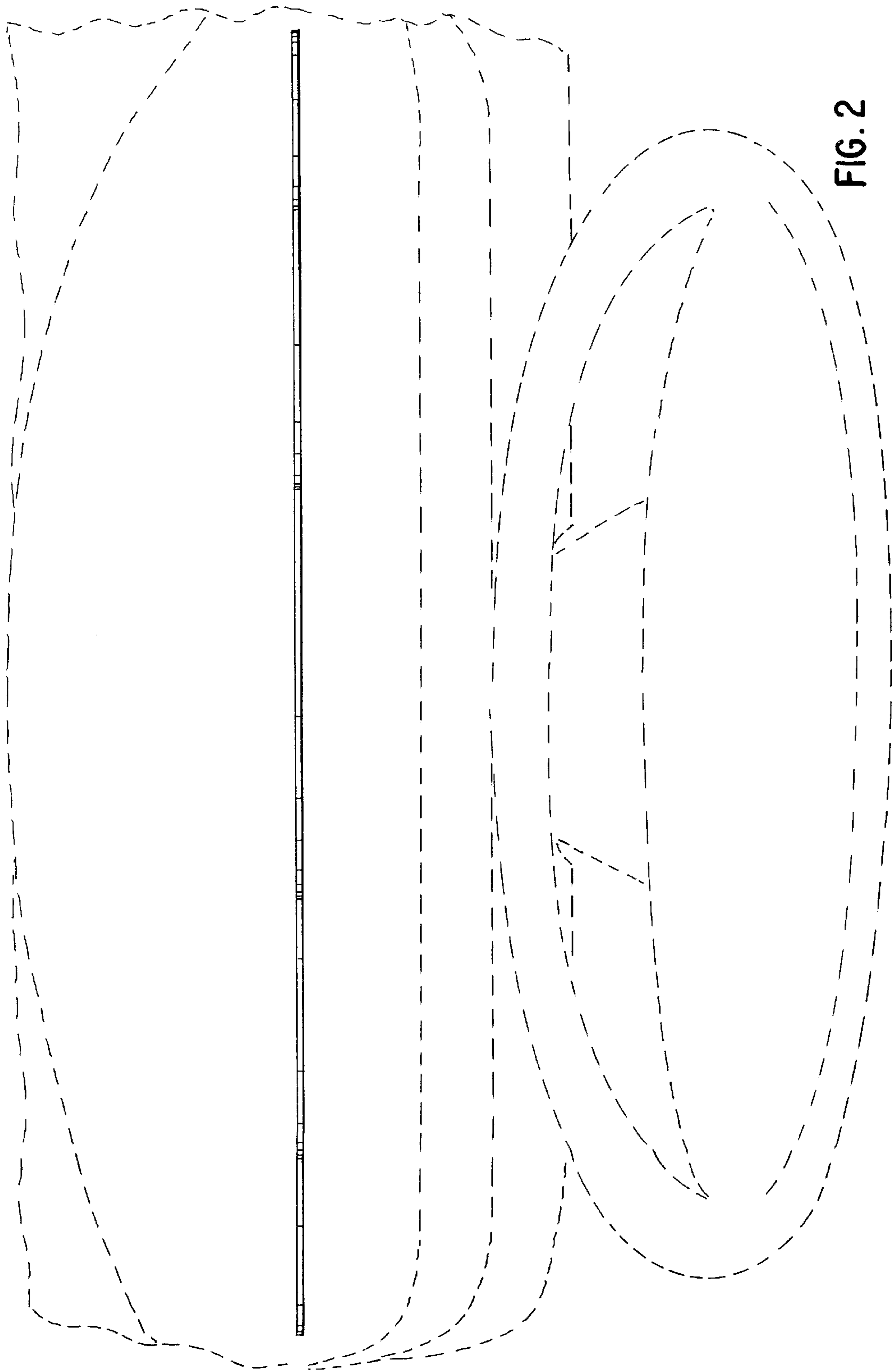


FIG. 2