



US00D413274S

United States Patent [19] von Burg

[11] Patent Number: **Des. 413,274**

[45] Date of Patent: **** Aug. 31, 1999**

[54] **WATCH**

[75] Inventor: **Ulla von Burg**, Grenchen, Switzerland

[73] Assignee: **Rivalex Trust**, Vaduz, Liechtenstein

[**] Term: **14 Years**

[21] Appl. No.: **29/097,963**

[22] Filed: **Dec. 17, 1998**

[30] **Foreign Application Priority Data**

Jun. 19, 1998 [CH] Switzerland 125 196

[51] **LOC (6) Cl.** **10-02**

[52] **U.S. Cl.** **D10/39**

[58] **Field of Search** D10/1-40, 122-132;
368/280-282, 276-277, 285

[56] **References Cited**

U.S. PATENT DOCUMENTS

D. 246,576	12/1977	Inaba	D10/30
D. 266,230	9/1982	Tsukahara	D10/38
D. 277,830	3/1985	Lederrey	D10/39
D. 278,130	3/1985	Houlihan et al.	D10/38
D. 283,015	3/1986	Lederrey	D10/39

D. 285,662	9/1986	Kano	D10/39
D. 294,919	3/1988	Ferre'	D10/32
1,653,535	12/1927	Bohnajo	.	
2,224,421	12/1940	Aaron	.	
2,293,940	8/1942	Jahr	.	

OTHER PUBLICATIONS

European Jeweler (G.Z.)—Jan. 1987—p. 54—watch at right.

Primary Examiner—Nelson C. Holtje
Attorney, Agent, or Firm—Sughrue, Mion, Zinn, Macpeak & Seas, PLLC

[57] **CLAIM**

The ornamental design for a watch, as shown.

DESCRIPTION

FIG. 1 is a perspective view of the front and right side of a watch showing my new design;
FIG. 2 is a front elevational view thereof;
FIG. 3 is a rear elevational view thereof;
FIG. 4 is a right side elevational view thereof;
FIG. 5 is a left side elevational view thereof;
FIG. 6 is an end view of one end thereof; and,
FIG. 7 is an opposite end view thereof.

1 Claim, 2 Drawing Sheets




FIG. 1




FIG. 2




FIG. 3




FIG. 4




FIG. 5




FIG. 6




FIG. 7

