



US00D413253S

**United States Patent** [19]  
**Kalat**

[11] **Patent Number: Des. 413,253**

[45] **Date of Patent: \*\* Aug. 31, 1999**

[54] **REINFORCING ROD FASTENER**

1,999,508 4/1935 Mathews ..... 52/719  
5,392,581 2/1995 Hatzinikolas et al. .... 52/712

[75] Inventor: **Edward W. Kalat**, Southington, Conn.

*Primary Examiner*—Holly Baynham  
*Attorney, Agent, or Firm*—Alix, Yale & Ristas, LLP

[73] Assignee: **Southington Tool & Mfg. Corp.**,  
Plantsville, Conn.

[57] **CLAIM**

[\*\*] Term: **14 Years**

The ornamental design for a reinforcing rod fastener, as shown and described.

[21] Appl. No.: **29/096,328**

**DESCRIPTION**

[22] Filed: **Nov. 10, 1998**

FIG. 1 is a top plan view of the reinforcing rod fastener showing my new design;  
FIG. 2 is a front view of the reinforcing rod fastener;  
FIG. 3 is a bottom plan view of the reinforcing rod fastener;  
FIG. 4 is a rear view of the reinforcing rod fastener;  
FIG. 5 is a right end view of the reinforcing rod fastener viewed from the right of FIG. 2, the left end view being the mirror image of the right end view; and,  
FIG. 6 is a frontal perspective view of the reinforcing rod fastener.

[51] **LOC (6) Cl.** ..... **08-08**

[52] **U.S. Cl.** ..... **D8/382**

[58] **Field of Search** ..... D8/370, 372, 382;  
24/26-27, 29; 52/685, 719, 712; 242/388.2;  
248/303-304, 218.1, 218.4

[56] **References Cited**

**U.S. PATENT DOCUMENTS**

D. 246,827 1/1978 Crawford ..... D8/370  
D. 317,861 7/1991 Lechner ..... D8/370

**1 Claim, 2 Drawing Sheets**

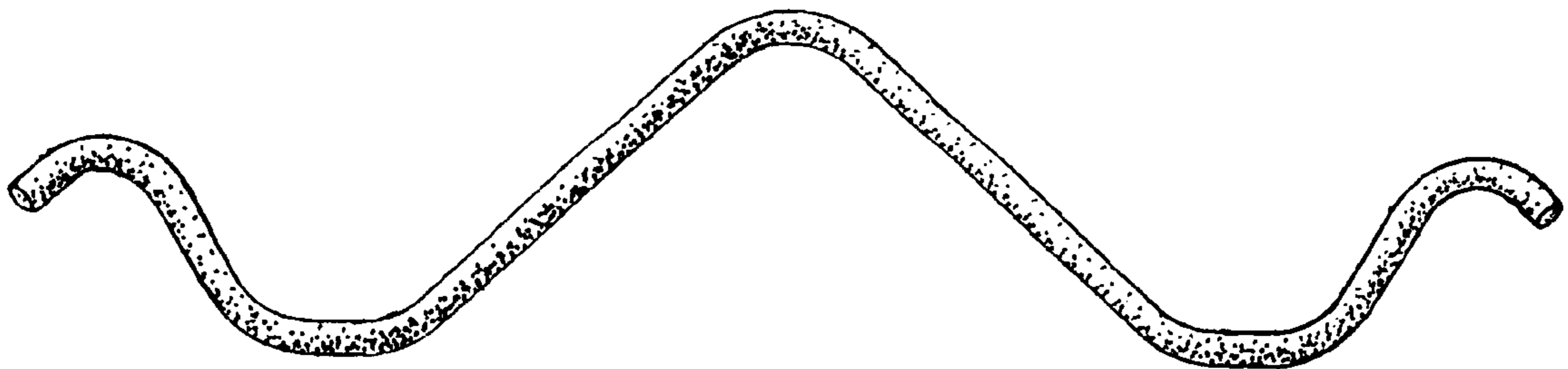


FIG. 1

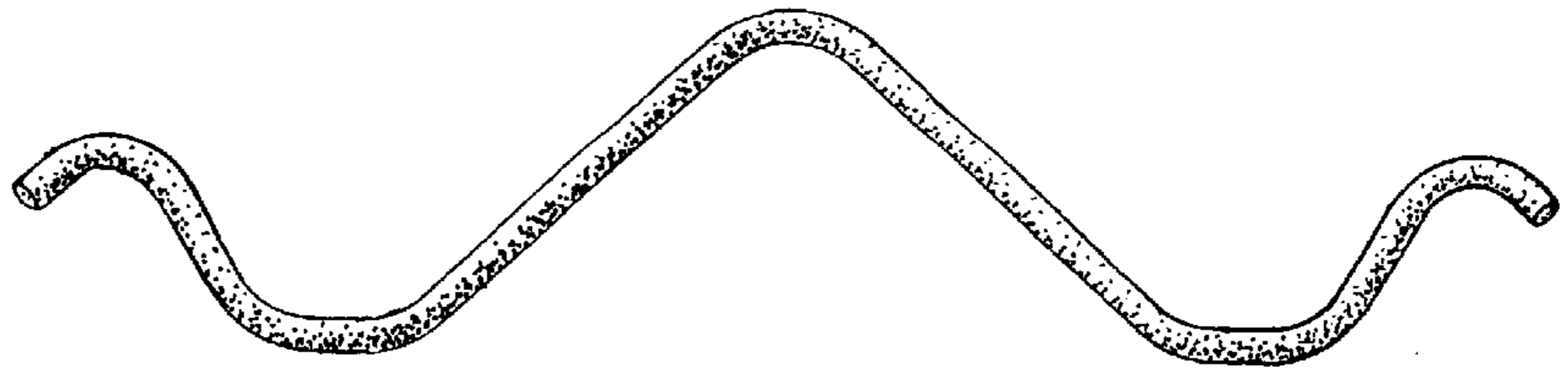


FIG. 2




FIG. 3

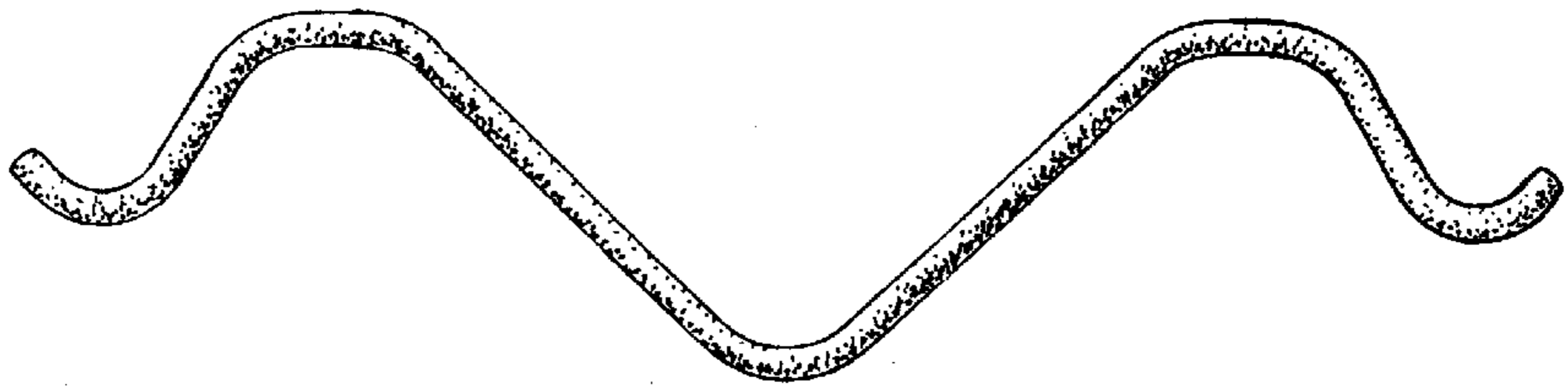


FIG. 4





FIG. 5






FIG. 6