



US00D413240S

United States Patent [19]
Jacquet

[11] **Patent Number: Des. 413,240**

[45] **Date of Patent: ** Aug. 31, 1999**

[54] **SCISSORS**

[75] Inventor: **Emmanuel Jacquet**, Annecy, France

[73] Assignee: **Manufacture d'Articles de Precision et de Dessin**, France

[**] Term: **14 Years**

[21] Appl. No.: **29/066,832**

[22] Filed: **Feb. 26, 1997**

[30] **Foreign Application Priority Data**

Sep. 26, 1996 [XH] Hague Agreement DM/037 652

[51] **LOC (6) Cl.** **08-03**

[52] **U.S. Cl.** **D8/57**

[58] **Field of Search** D8/57, 98, 99,
D8/105; D19/65, 99, 100; 30/194, 195,
230-235, 238, 255, 244, 120, 145, 146,
254, 256-260, 266

[56] **References Cited**

U.S. PATENT DOCUMENTS

- D. 237,038 10/1975 Laurenti D8/57
- D. 242,425 11/1976 Bäckström D8/57
- D. 249,117 8/1978 Bäckström D8/57

- D. 266,309 9/1982 Linden D8/57
- D. 280,283 8/1985 Asano D8/57
- D. 358,748 5/1995 Ramsey et al. D8/57
- 4,420,884 12/1983 Hembling 30/266

OTHER PUBLICATIONS

Hong Kong Enterprise, p. 362, see item S811, as indicated, in center, Mar. 1989.

Primary Examiner—Martie Thompson
Attorney, Agent, or Firm—Mathews, Collins, Shepherd & Gould

[57] **CLAIM**

The ornamental design for scissors, as shown and described.

DESCRIPTION

FIG. 1 is a side perspective view of scissors showing my new design;
FIG. 2 is a side elevational view thereof,
FIG. 3 is a side elevational view thereof taken from the side opposition to that shown in FIG. 2; and,
FIG. 4 is a top plan view thereof, the bottom plan view opposite that shown in FIG. 4 being the mirror image thereof.

1 Claim, 4 Drawing Sheets




FIG. 1




FIG. 2




FIG. 3




FIG. 4

