



US00D413234S

United States Patent [19] Spear

[11] **Patent Number: Des. 413,234**

[45] **Date of Patent: ** Aug. 31, 1999**

[54] **TINE RAKE**

[75] Inventor: **Kenneth J. Spear**, Vienna, W. Va.

[73] Assignee: **O. Ames Co.**, Parkersburg, W. Va.

[**] Term: **14 Years**

[21] Appl. No.: **29/097,709**

[22] Filed: **Dec. 11, 1998**

[51] **LOC (6) Cl. 08-05**

[52] **U.S. Cl. D8/13**

[58] **Field of Search D8/13; 56/400.01,
56/400.04-400.21; 16/111 R**

[56] **References Cited**

U.S. PATENT DOCUMENTS

D. 211,596	7/1968	Gransden	D8/13
D. 376,742	12/1996	Filowiak et al.	D8/13
D. 381,875	8/1997	Spear et al.	D8/10
923,629	6/1909	Dalpay	56/400.05
3,402,543	9/1968	Staggers	56/400.05

FOREIGN PATENT DOCUMENTS

M9403579	4/1994	Germany	D8/13
----------	--------	---------------	-------

OTHER PUBLICATIONS

Comfortably Yours Catalogue, p. 13, shovel and rake handles located in middle of page, Mar. 1985.

Union Catalog, p. 29, bow rake—item 4 located at left of page, Dec. 1986.

Primary Examiner—Holly Baynham
Attorney, Agent, or Firm—W. Warren Taltavull; Farkas & Manelli PLLC

[57] **CLAIM**

The ornamental design for a tine rake, as shown and described.

DESCRIPTION

FIG. 1 is a perspective view of a tine rake embodying my new design, the perspective looking down on the front and right side thereof;

FIG. 2 is a left side elevational view thereof, the right side view being a mirror image thereof;

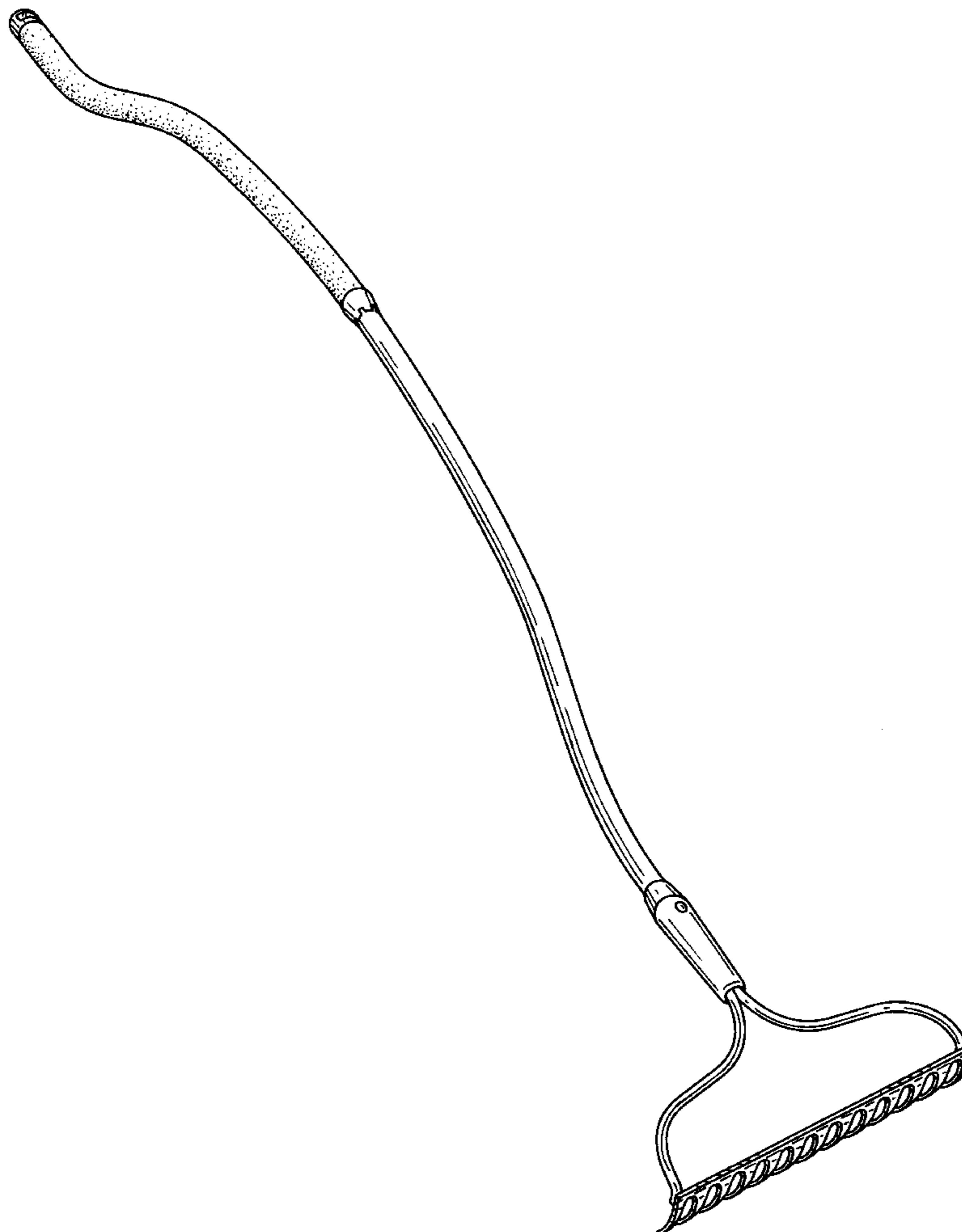
FIG. 3 is a top plan view thereof;

FIG. 4 is a bottom plan view thereof;

FIG. 5 is a front elevational view thereof; and,

FIG. 6 is a rear elevational view thereof.

1 Claim, 3 Drawing Sheets



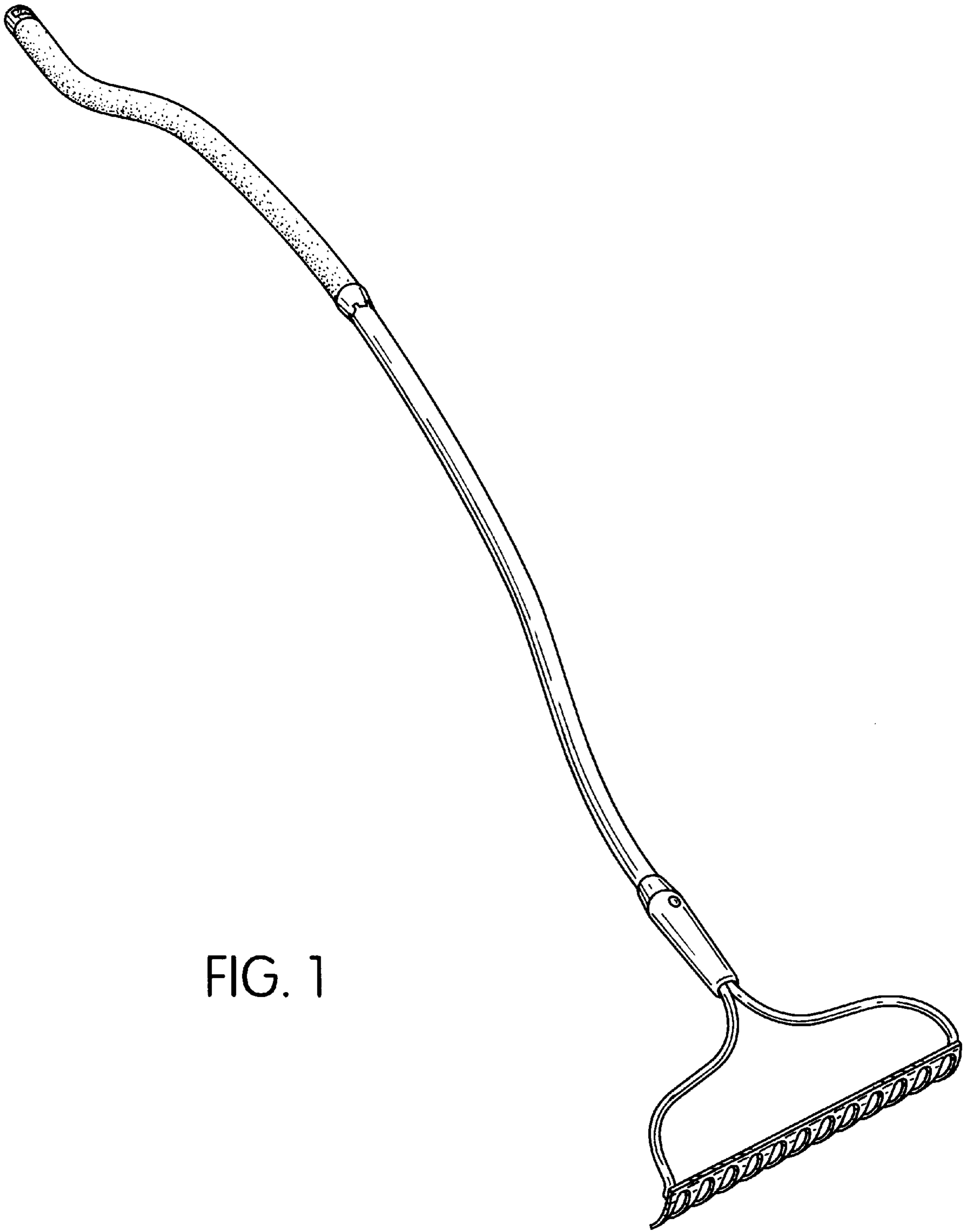


FIG. 1

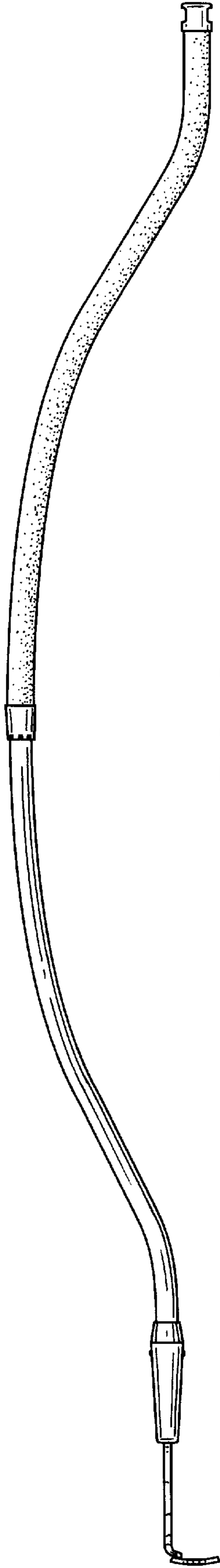


FIG. 2

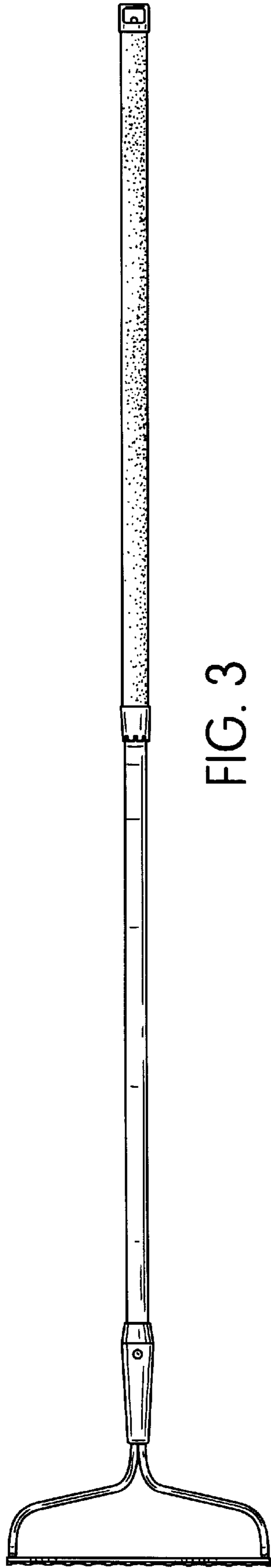


FIG. 3

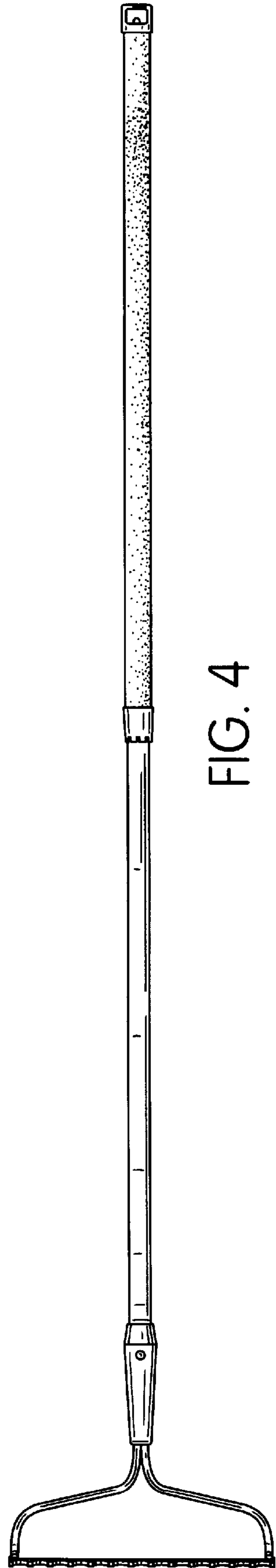


FIG. 4

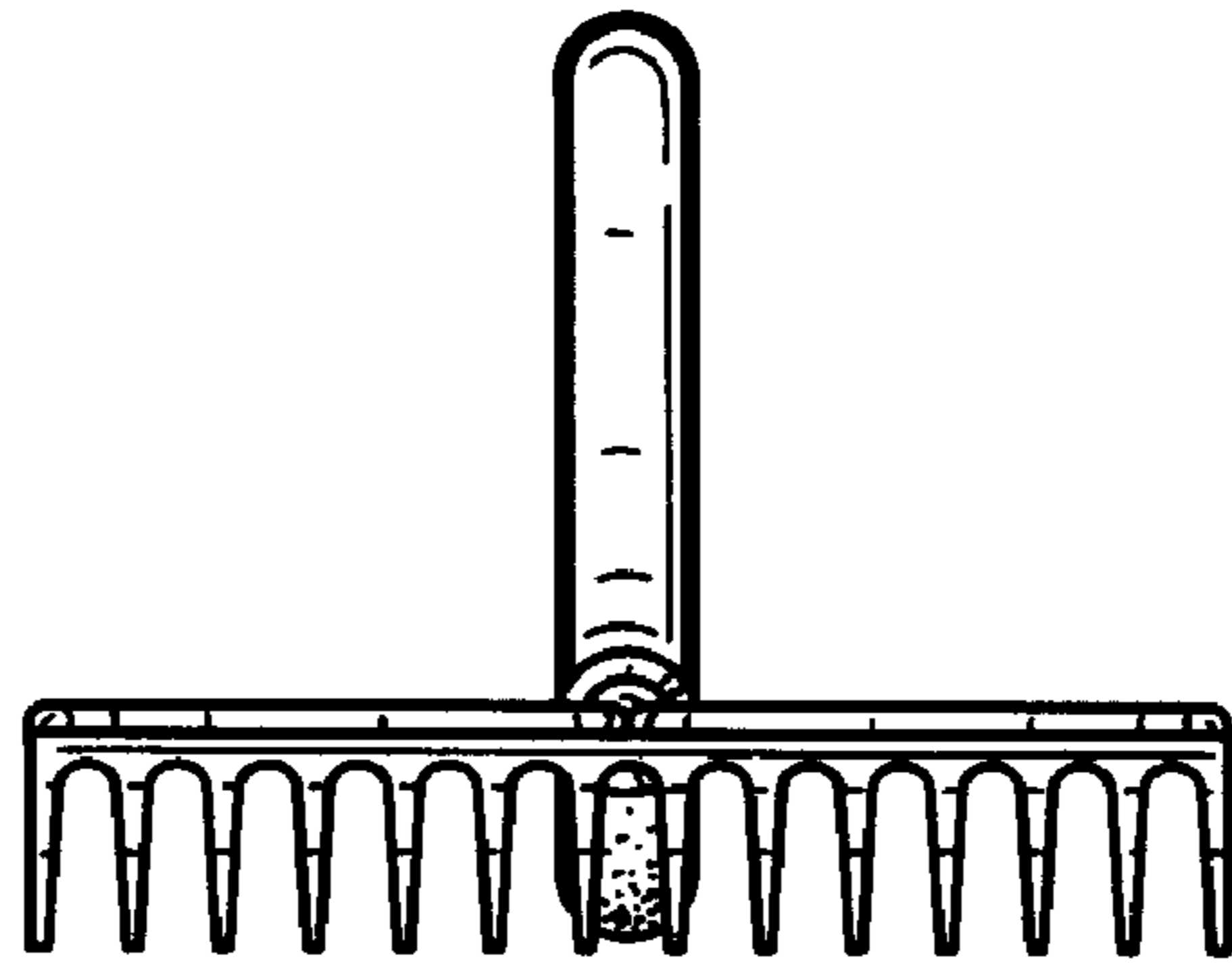


FIG. 5




FIG. 6