



US00D413232S

**United States Patent** [19]  
**Conner**

[11] **Patent Number: Des. 413,232**

[45] **Date of Patent: \*\* Aug. 31, 1999**

[54] **KNIFE HANDLE**

D. 372,648 8/1996 Cohen et al. .... D7/693  
D. 398,814 9/1998 Stokes ..... D7/401.2

[76] Inventor: **Jamie C. Conner**, c/o Source Manufacturing Co., Inc., 51 Shelton Rd., Monroe, Conn. 06468

*Primary Examiner*—Caron D. Veynar  
*Attorney, Agent, or Firm*—Fattibene & Fattibene; Arthur T. Fattibene; Paul A. Fattibene

[\*\*] Term: **14 Years**

[57] **CLAIM**

[21] Appl. No.: **29/087,928**

The ornamental design for a knife handle, as shown and described.

[22] Filed: **May 12, 1998**

**DESCRIPTION**

[51] **LOC (6) Cl.** ..... **07-03**

[52] **U.S. Cl.** ..... **D7/649; D7/401.2**

[58] **Field of Search** ..... D7/642, 645, 649,  
D7/650, 401.2; D8/107; 30/136, 147-150,  
340, 344, 345

FIG. 1 is a perspective view of a knife handle showing my new design;  
FIG. 2 is a side elevation view, the opposite side view being a mirror image thereof;  
FIG. 3 is a top view thereof;  
FIG. 4 is a bottom view thereof;  
FIG. 5 is a front end view thereof; and,  
FIG. 6 is a back view thereof.

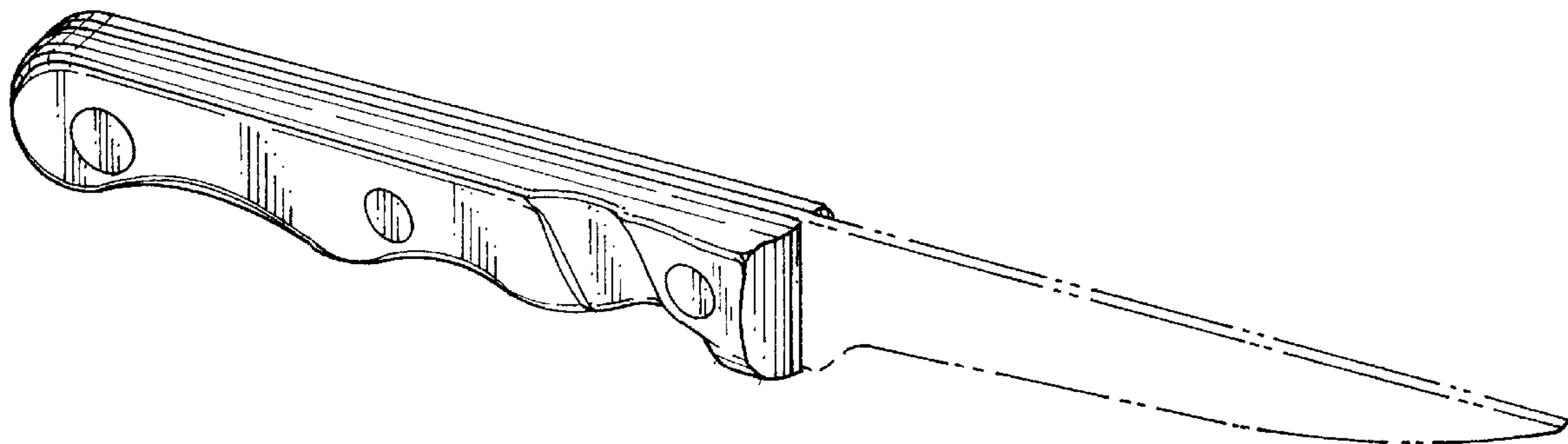
[56] **References Cited**

**U.S. PATENT DOCUMENTS**

D. 178,453	8/1956	Jorge	.....	D7/649
D. 182,290	3/1958	Lamb	.....	D7/649
D. 182,293	3/1958	Lamb	.....	D7/649
D. 211,681	7/1968	Hopcraft	.....	D7/649
D. 256,086	7/1980	Seibel	.....	D7/649

The broken line showing of a knife blade in FIGS. 1-5 is for illustrative purposes only and forms no part of the claimed design.

**1 Claim, 1 Drawing Sheet**



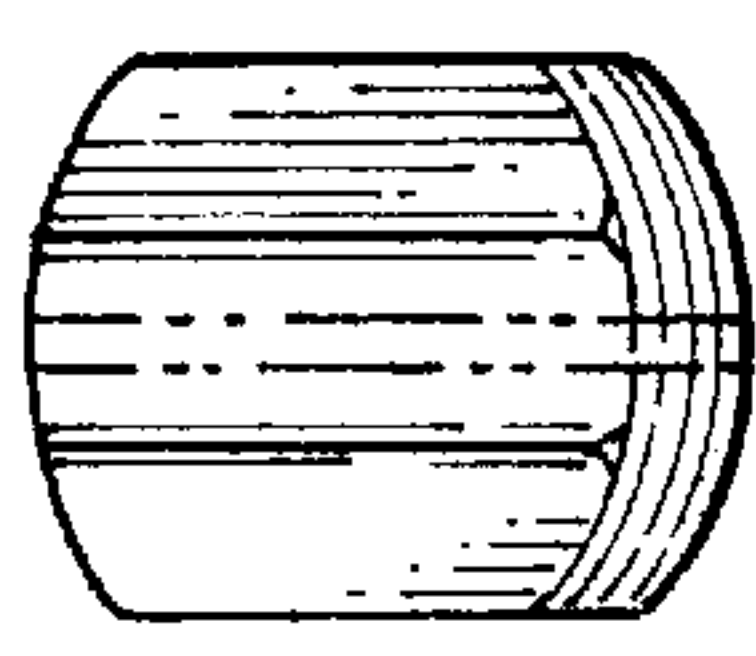


FIG. 5

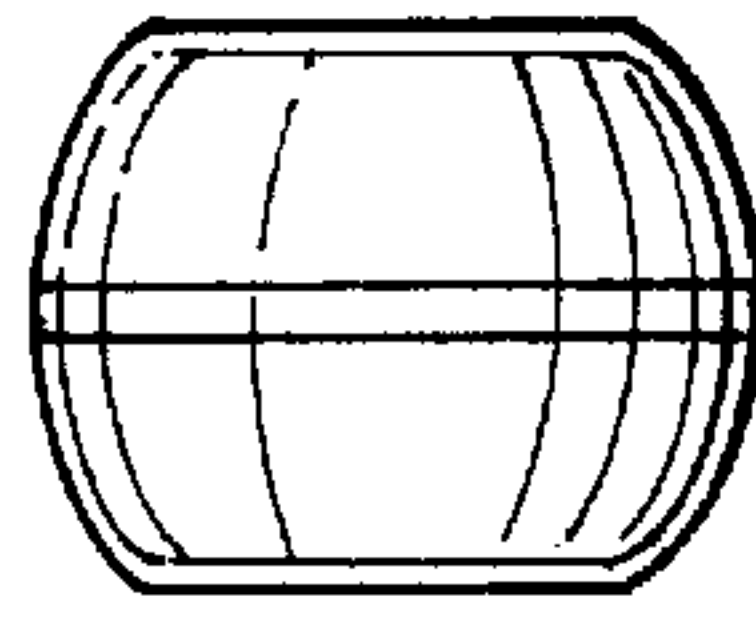


FIG. 6

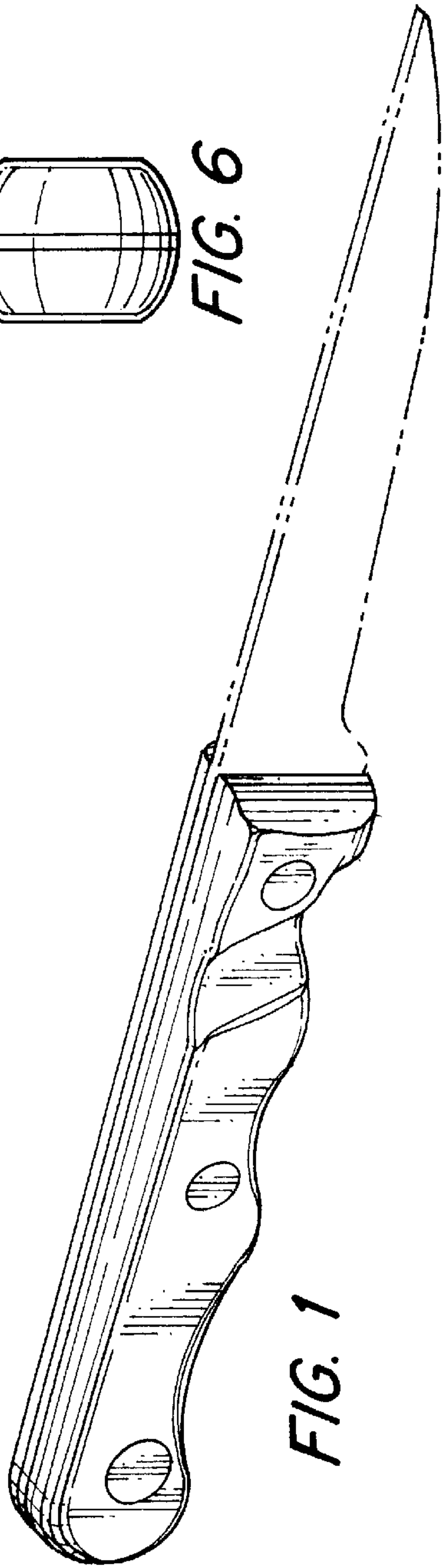


FIG. 1

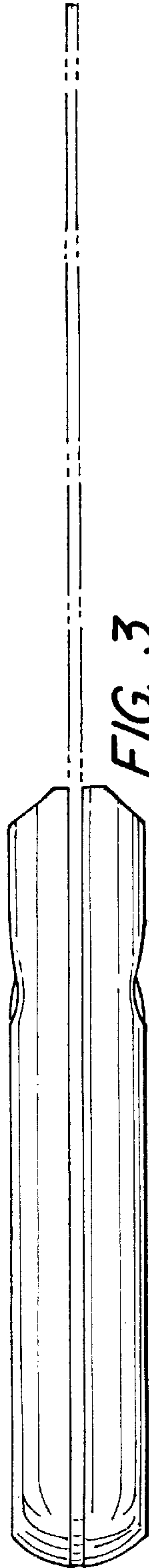


FIG. 3

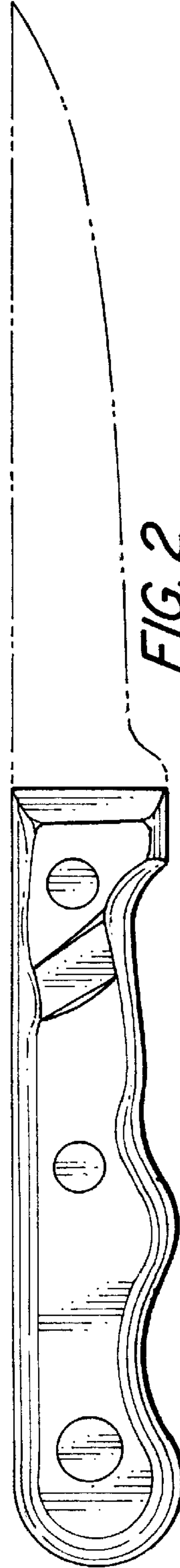


FIG. 2

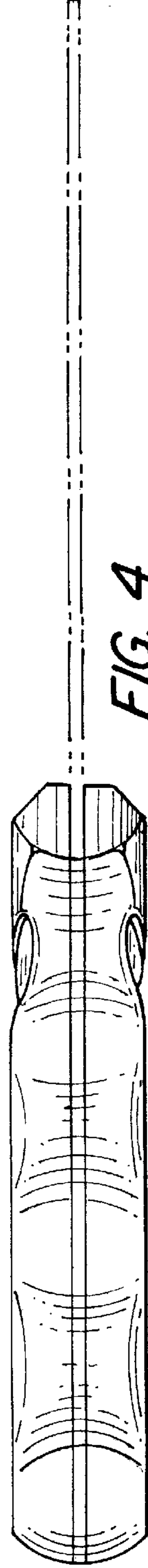


FIG. 4