



US00D413199S

United States Patent [19]

[11] **Patent Number: Des. 413,199**

You

[45] **Date of Patent: ** Aug. 31, 1999**

[54] **UMBRELLA HANDLE**

D. 328,520	8/1992	Bushman	D3/12
D. 379,710	6/1997	Kreinces et al.	D3/12
D. 390,696	2/1998	Bauman	D3/5
D. 404,282	1/1999	Hsu	D8/303

[76] Inventor: **Ching-Chuan You**, c/o Percy International Patent Corp., P.O. Box 1-79, Taipei, Taiwan

[**] Term: **14 Years**

Primary Examiner—Louis S. Zarfaz
Assistant Examiner—Catherine R. Oliver

[21] Appl. No.: **29/090,011**

[57] **CLAIM**

[22] Filed: **Jun. 26, 1998**

The ornamental design for an umbrella handle, as shown and described.

[51] **LOC (6) Cl.** **03-04**

[52] **U.S. Cl.** **D3/12**

[58] **Field of Search** D3/12, 5, 6, 7, D3/13, 14, 15; 135/15.1, 25.4, 72, 76; D8/300, 303, 305, 312, 314, DIG. 6, DIG. 8

DESCRIPTION

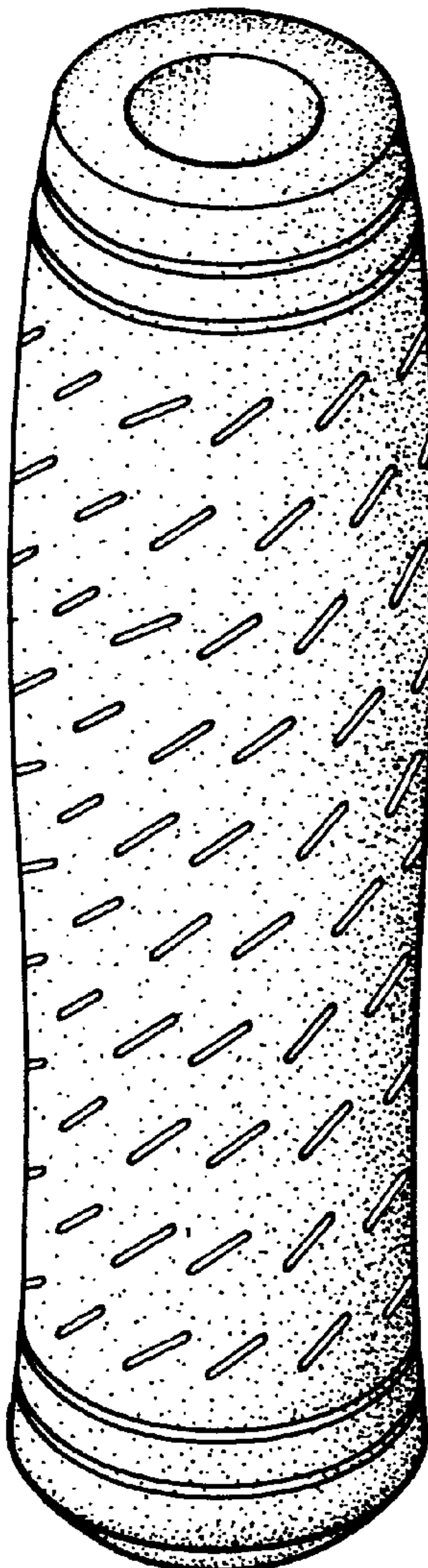
[56] **References Cited**

U.S. PATENT DOCUMENTS

D. 173,110	9/1954	Karns	D8/DIG. 6
D. 187,285	2/1960	Yearley et al.	D8/DIG. 8
D. 321,782	11/1991	Cain	D3/12

FIG. 1 is a perspective view of the umbrella handle showing the new design of this invention;
FIG. 2 is a front elevational view thereof; the rear elevational view, the left side elevational view and the right side elevational view being a mirror image thereof;
FIG. 3 is a top plan view thereof; and,
FIG. 4 is a bottom plan view thereof.

1 Claim, 3 Drawing Sheets



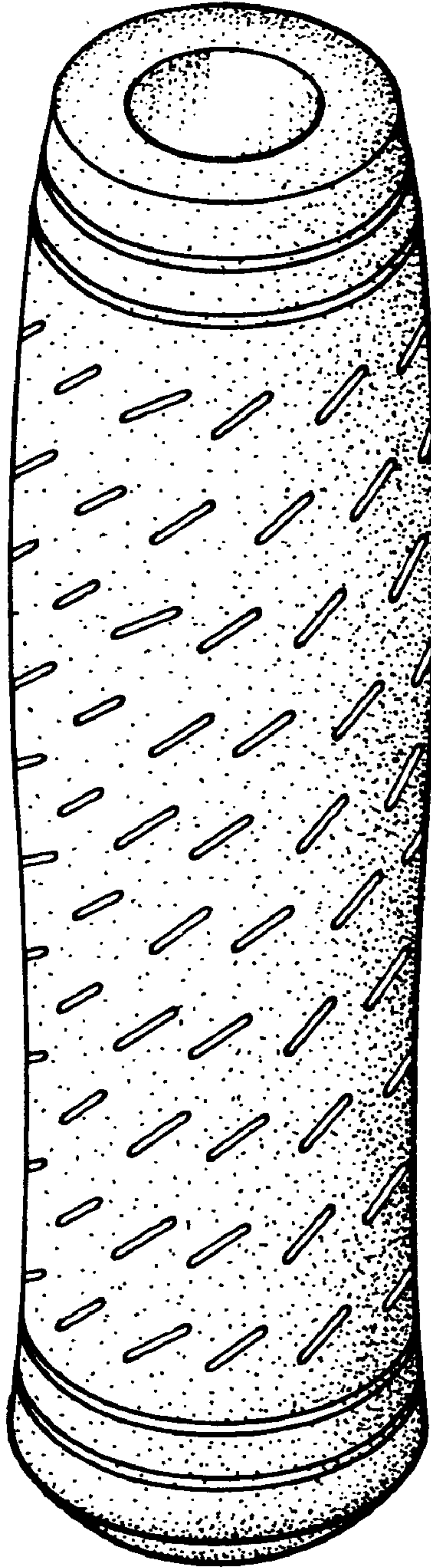


FIG. 1

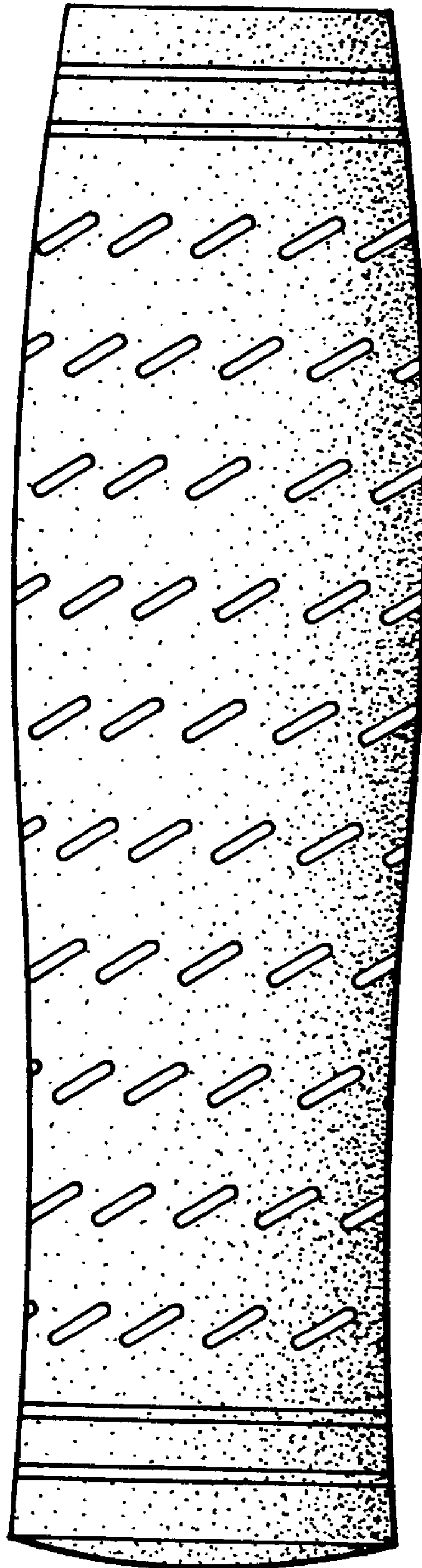


FIG. 2

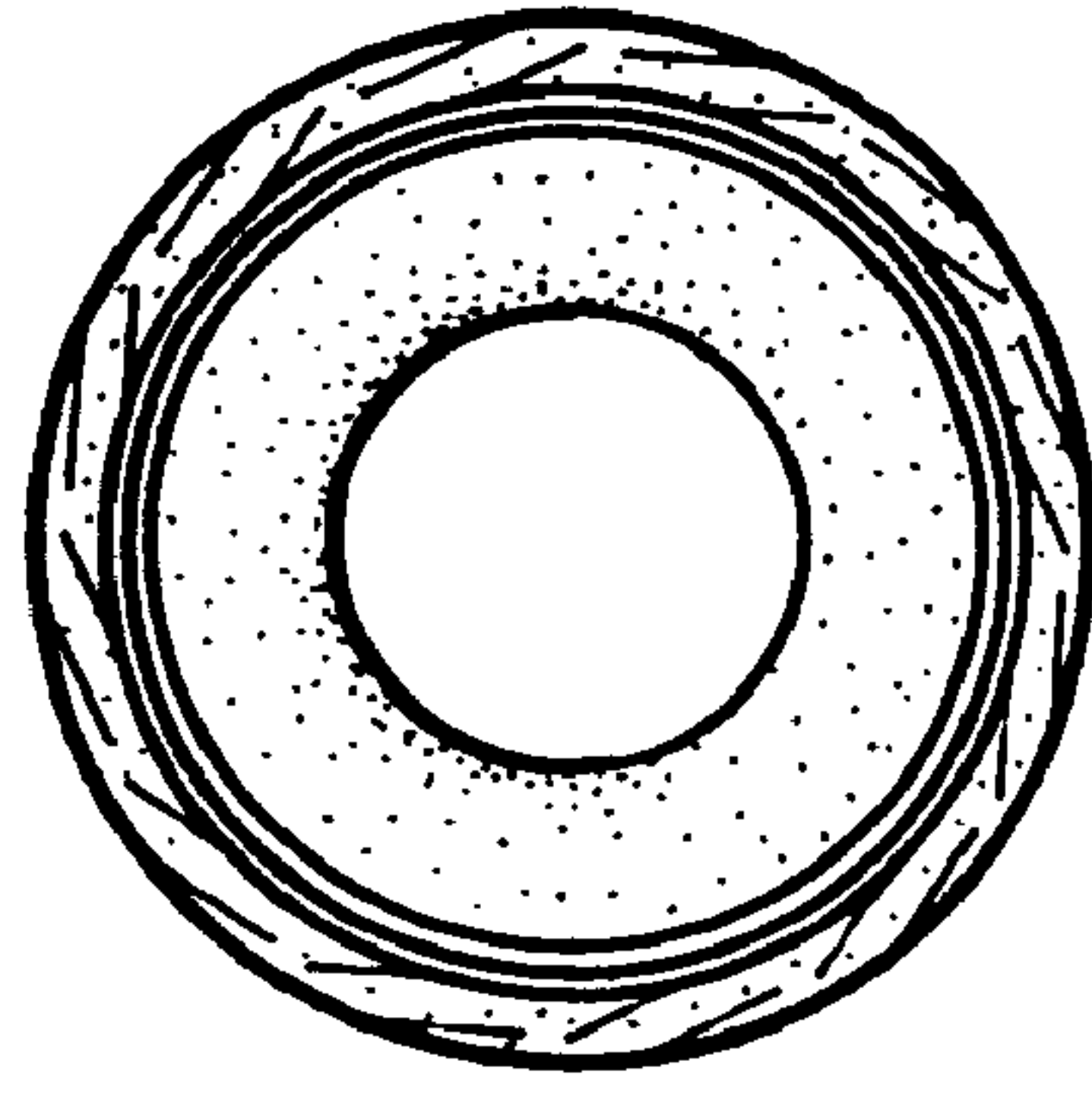


FIG. 3

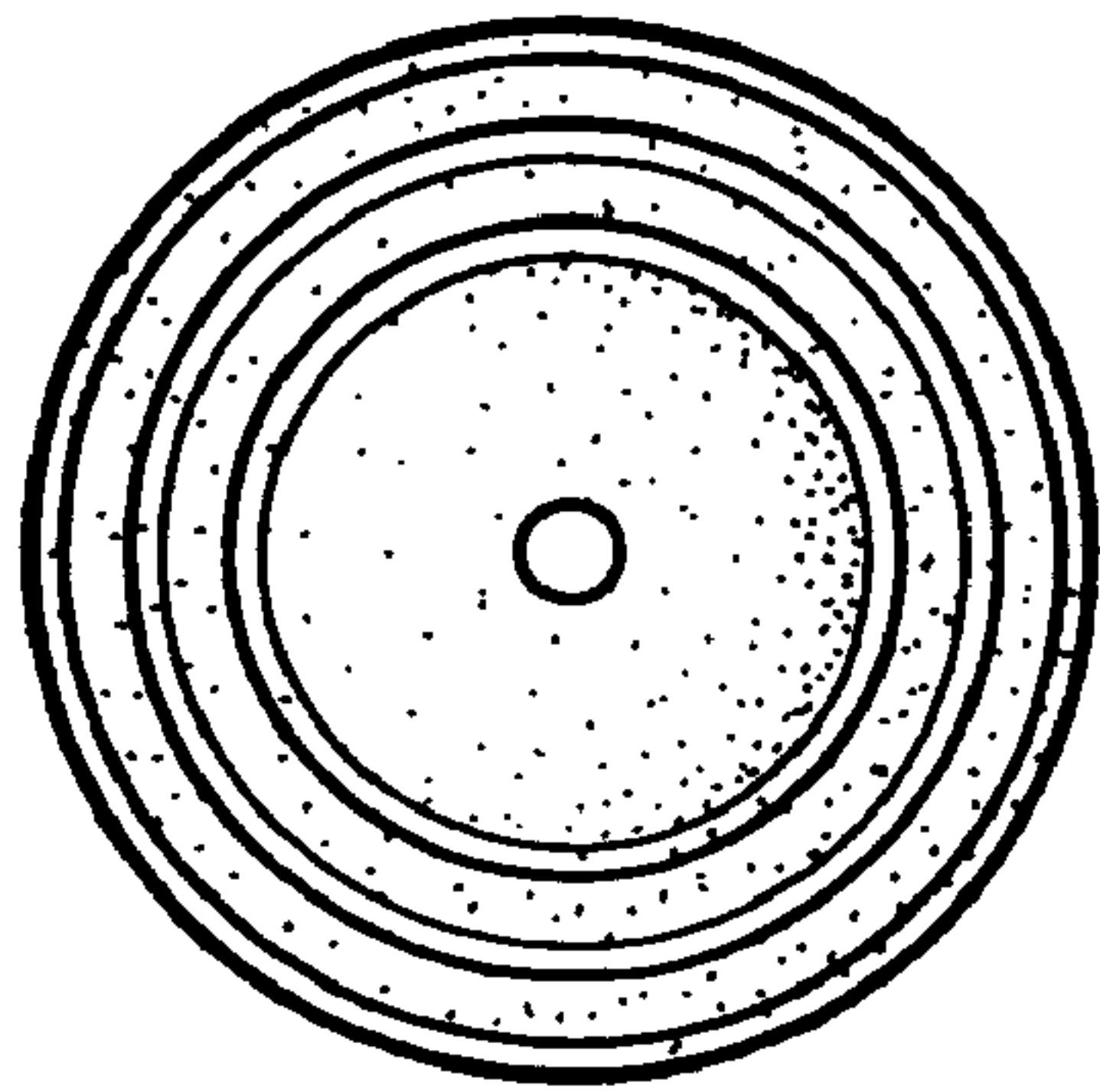


FIG. 4