



US00D413193S

United States Patent [19] James

[11] Patent Number: **Des. 413,193**

[45] Date of Patent: **** Aug. 31, 1999**

[54] **SHOE MIDSOLE**
[75] Inventor: **Brent James**, Manhattan Beach, Calif.
[73] Assignee: **Artemis Innovations, Inc.**, Torrance, Calif.
[**] Term: **14 Years**

D. 366,139 1/1996 Finn D2/961
3,256,621 6/1966 Linton 36/3 B
4,184,272 1/1980 Riggs 36/129
4,241,524 12/1980 Sink 36/102
4,569,142 2/1986 Askinasi 36/32 R

[21] Appl. No.: **29/083,441**
[22] Filed: **Feb. 6, 1998**

Primary Examiner—Celia Murphy
Attorney, Agent, or Firm—Fulwider Patton Lee & Utecht, LLP

[51] **LOC (6) Cl.** **02-04**
[52] **U.S. Cl.** **D2/947**
[58] **Field of Search** D2/897, 902, 906,
D2/908, 914, 916, 919, 946-962, 964;
36/44, 59 C, 85, 101, 103, 104, 106, 113-115,
124, 126, 127-130, 3 B, 11.5, 12-15, 25 R

[57] CLAIM

The ornamental design for a shoe midsole, as shown and described.

[56] References Cited

U.S. PATENT DOCUMENTS

DESCRIPTION

D. 236,562 9/1975 Wunch D2/961
299,691 6/1884 Smith 36/7.3
D. 302,900 8/1989 Kolman et al. D2/958
D. 338,996 9/1993 Issler et al. D2/955
D. 341,706 11/1993 Brown D2/961

FIG. 1 is a left side view showing the upper sole of my new design, it being understood that the right side is a mirror image thereof; the broken line showing the sole in FIG. 1 is for illustrative purposes only and forms no part of the claimed design;
FIG. 2 is a bottom plan view thereof;
FIG. 3 is a top plan view thereof;
FIG. 4 is a front view thereof;
FIG. 5 is a back view thereof; and,
FIG. 6 is a perspective view thereof.

1 Claim, 2 Drawing Sheets

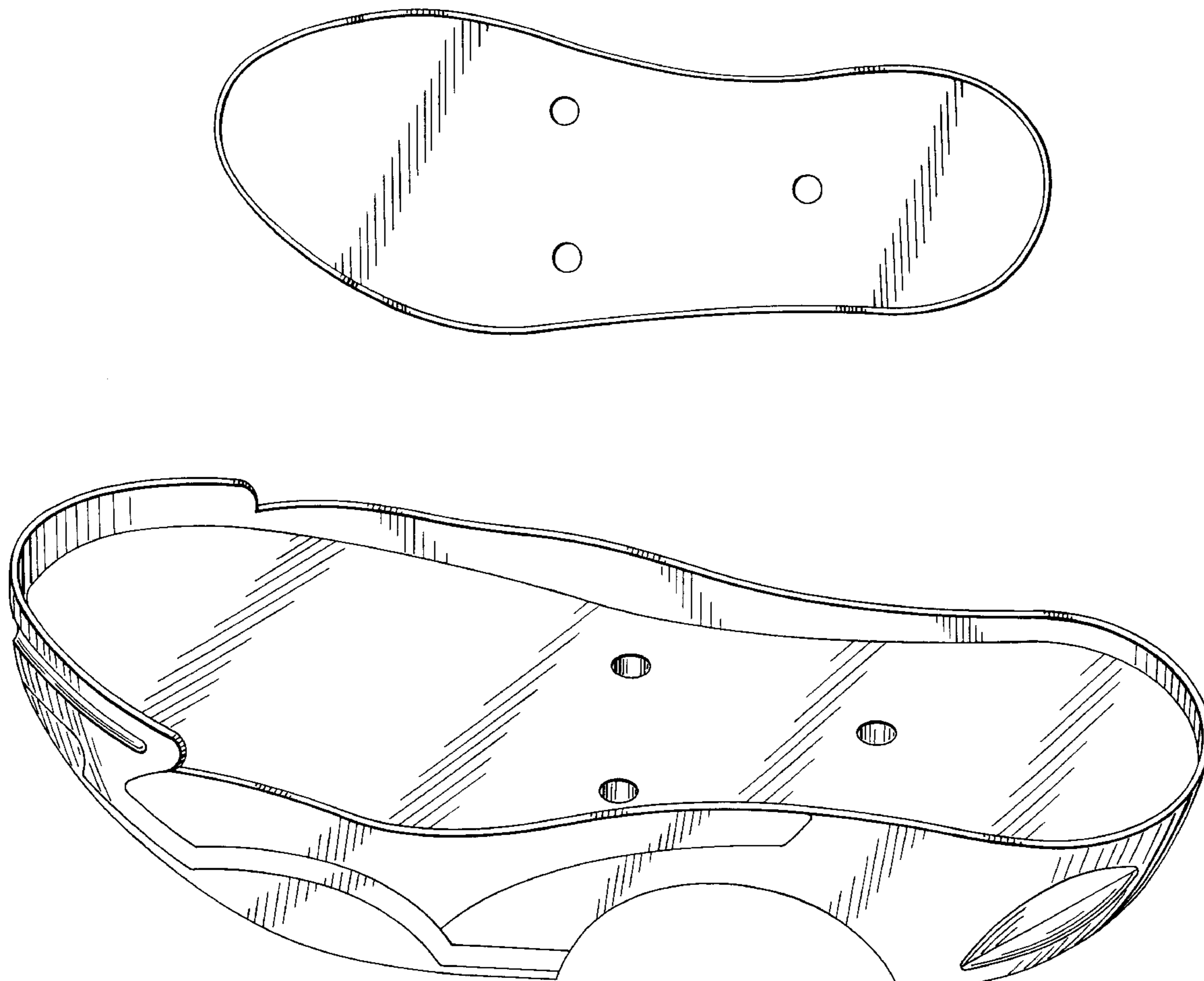


FIG. 1

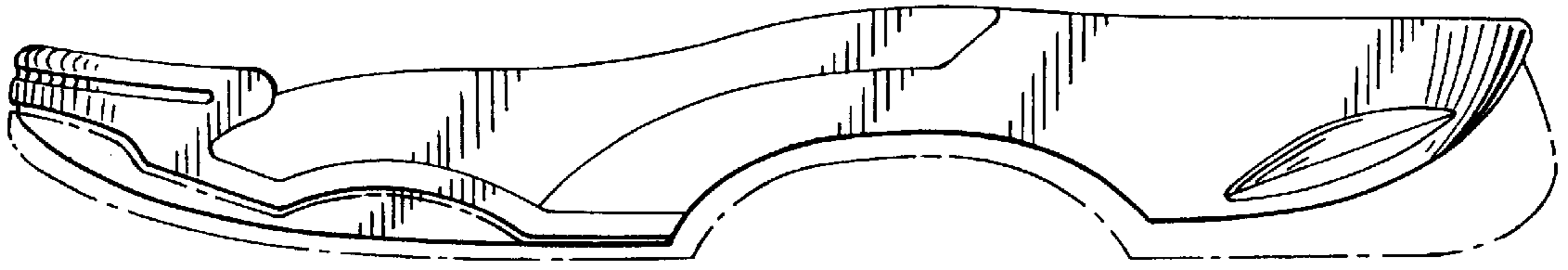


FIG. 2

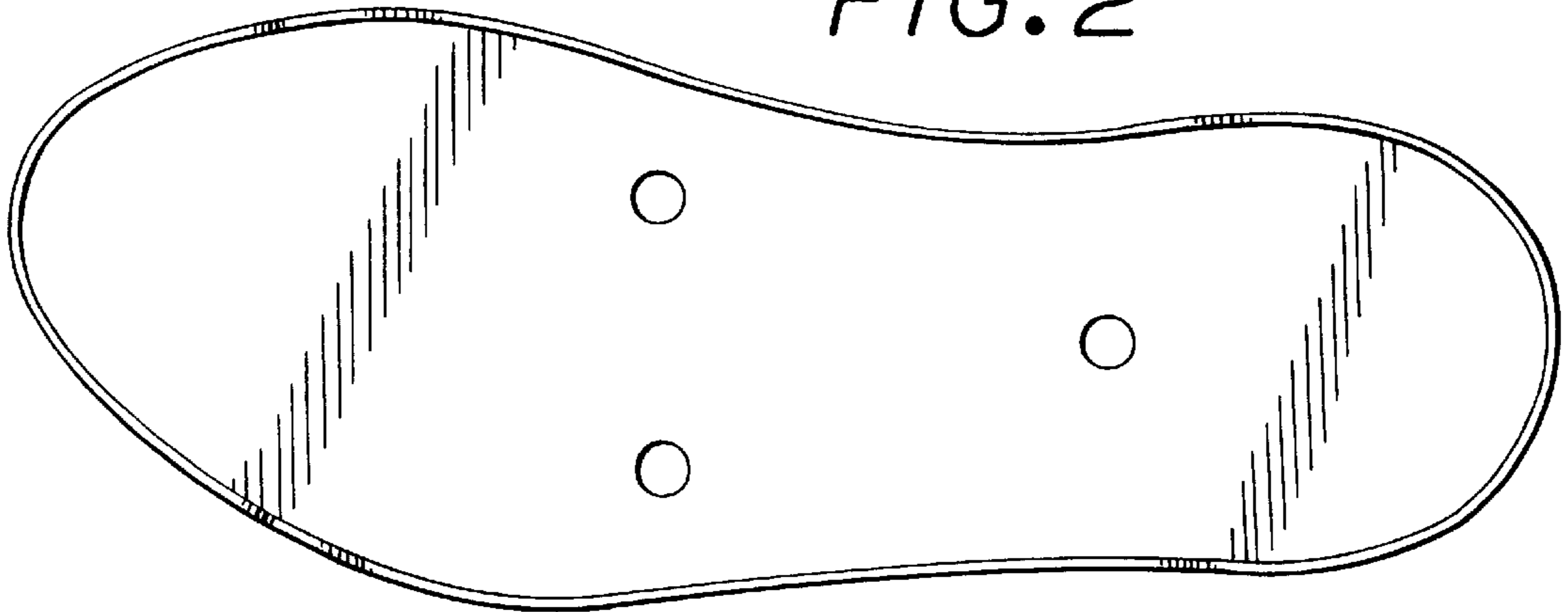


FIG. 3

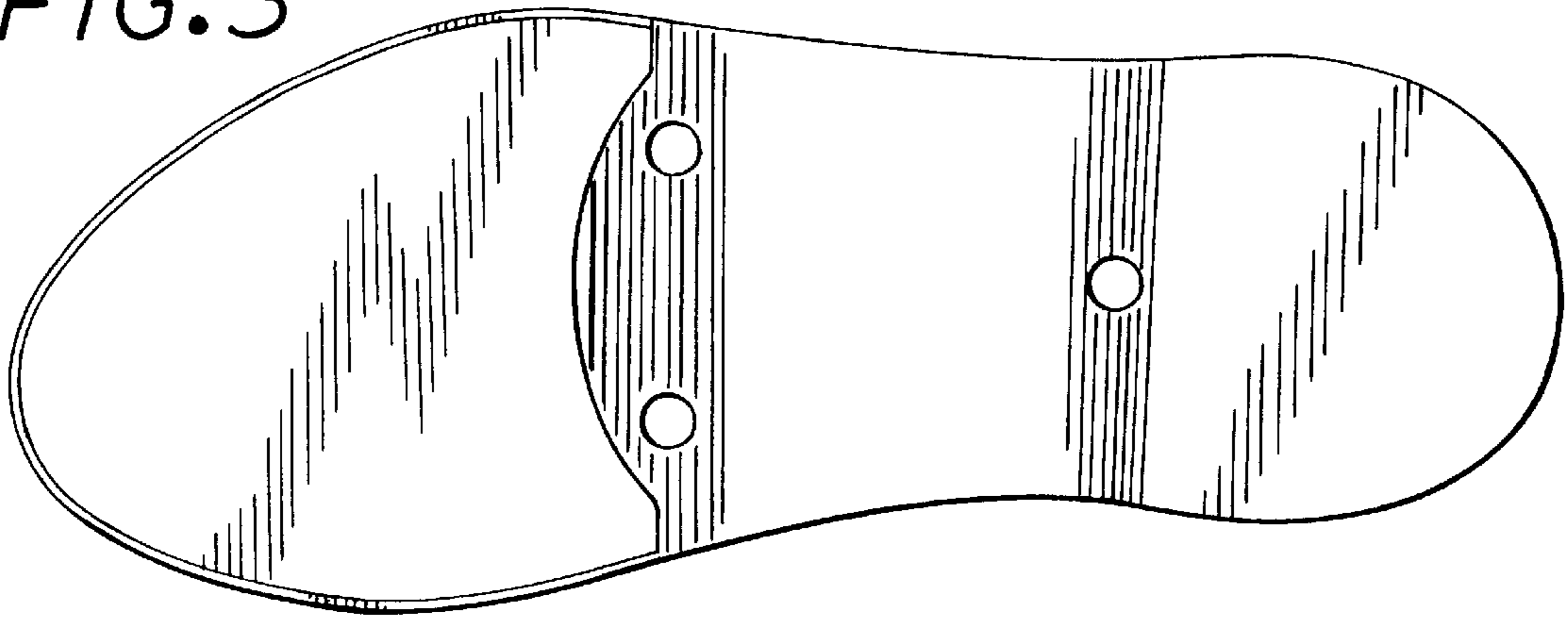


FIG. 4

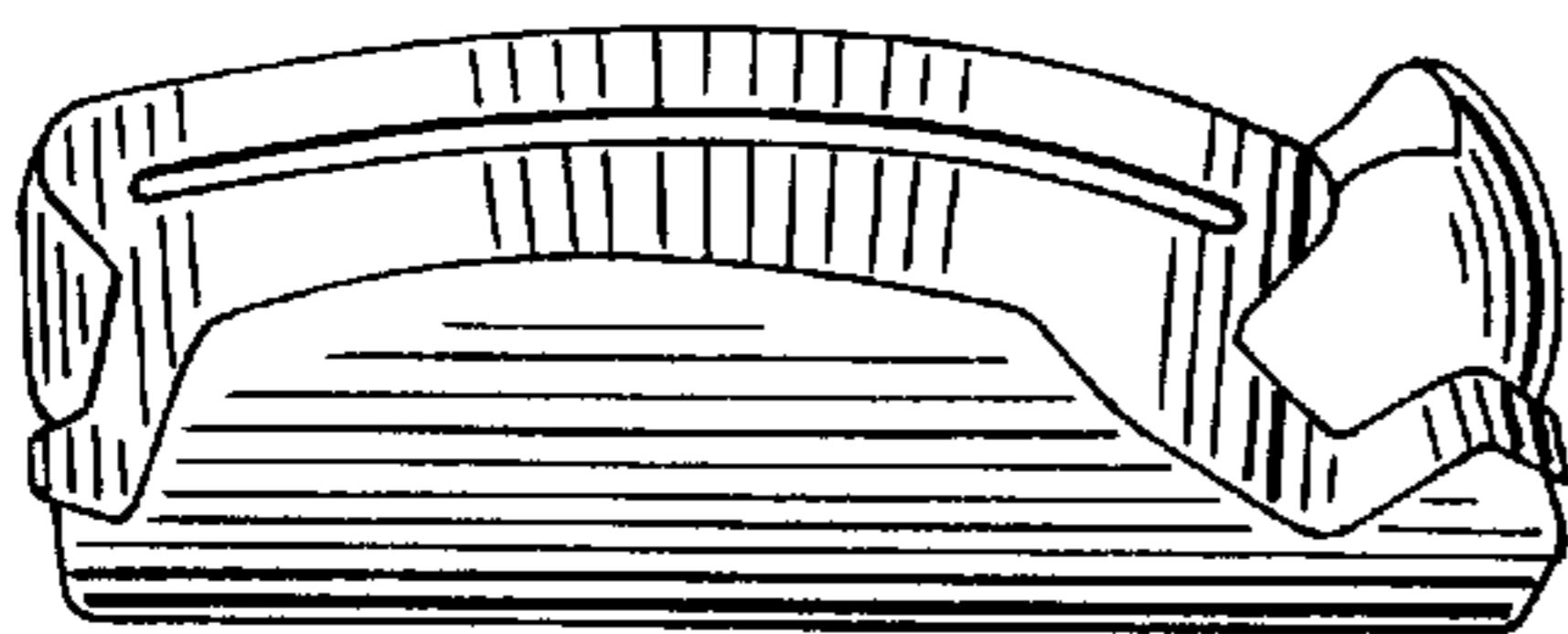



FIG. 5



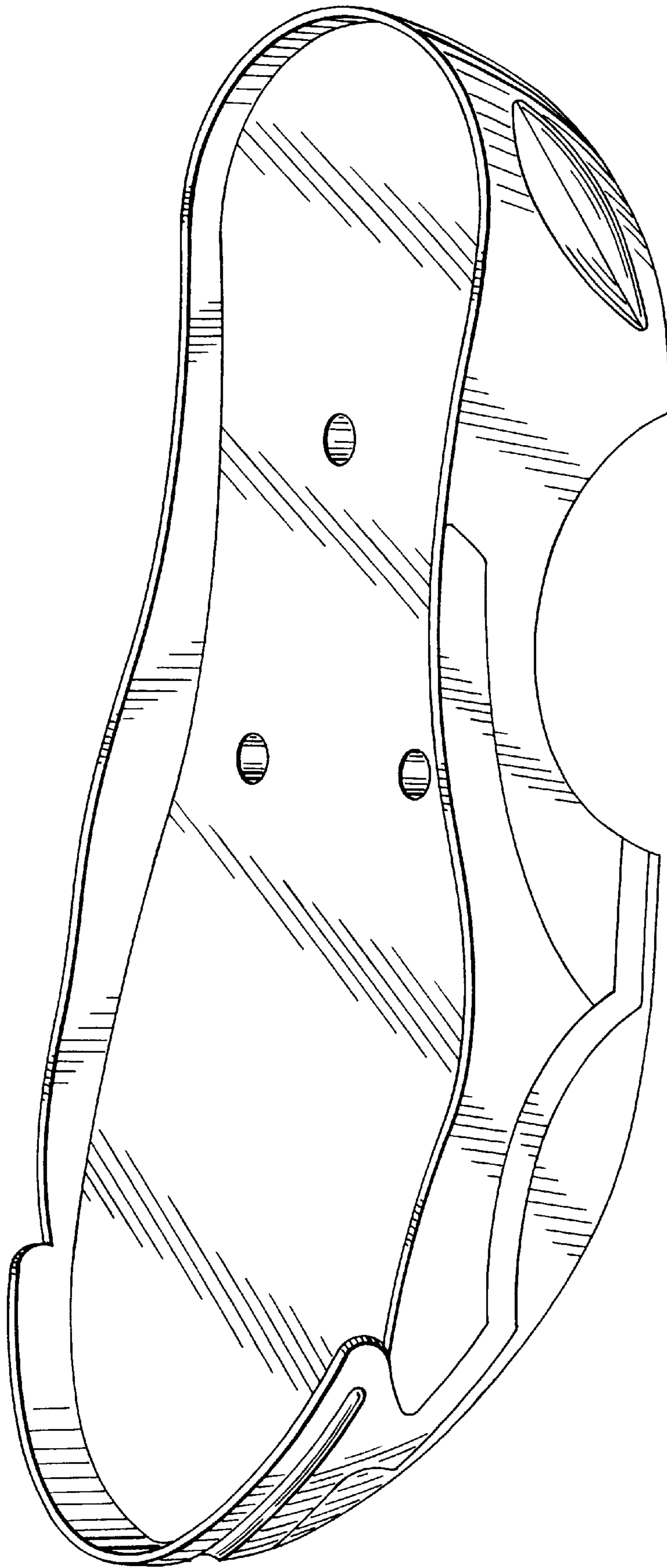


FIG. 6