



US00D413182S

United States Patent [19] Smith

[11] **Patent Number: Des. 413,182**

[45] **Date of Patent: ** Aug. 24, 1999**

[54] **BEARD TRIMMER**

[75] Inventor: **Lisa Tania Smith**, Groningen, Netherlands

[73] Assignee: **U.S. Philips Corporation**, New York, N.Y.

[**] Term: **14 Years**

[21] Appl. No.: **29/085,921**

[22] Filed: **Apr. 1, 1998**

[30] **Foreign Application Priority Data**

Nov. 26, 1997 [XH] Hague Agreement DMA/003 925

[51] **LOC (6) Cl.** **28-03**

[52] **U.S. Cl.** **D28/53**

[58] **Field of Search** D28/49-53; 30/30, 30/31, 34.05, 34.1, 34.2, 42, 43, 43.1-43.9, 43.92, 196-204, 208-210

[56] **References Cited**

U.S. PATENT DOCUMENTS

- D. 197,333 1/1964 Kelley D28/49
- D. 237,322 10/1975 Schaefer D28/49

- D. 297,866 9/1988 Skulley et al. D28/49
- D. 304,627 11/1989 Yonesawa D28/53
- D. 310,429 9/1990 Anema D28/51
- D. 320,673 10/1991 Sterk D28/52
- D. 363,809 10/1995 Bone D28/53
- 1,693,348 11/1928 Pollifrone 30/34.05
- 2,395,296 2/1946 Schwab 30/43.4
- 4,979,297 12/1990 Bertram et al. 30/34.1
- 5,367,772 11/1994 Ogawa 30/201

Primary Examiner—Ted Shooman
Assistant Examiner—C Tuttle
Attorney, Agent, or Firm—Ernestine C. Bartlett

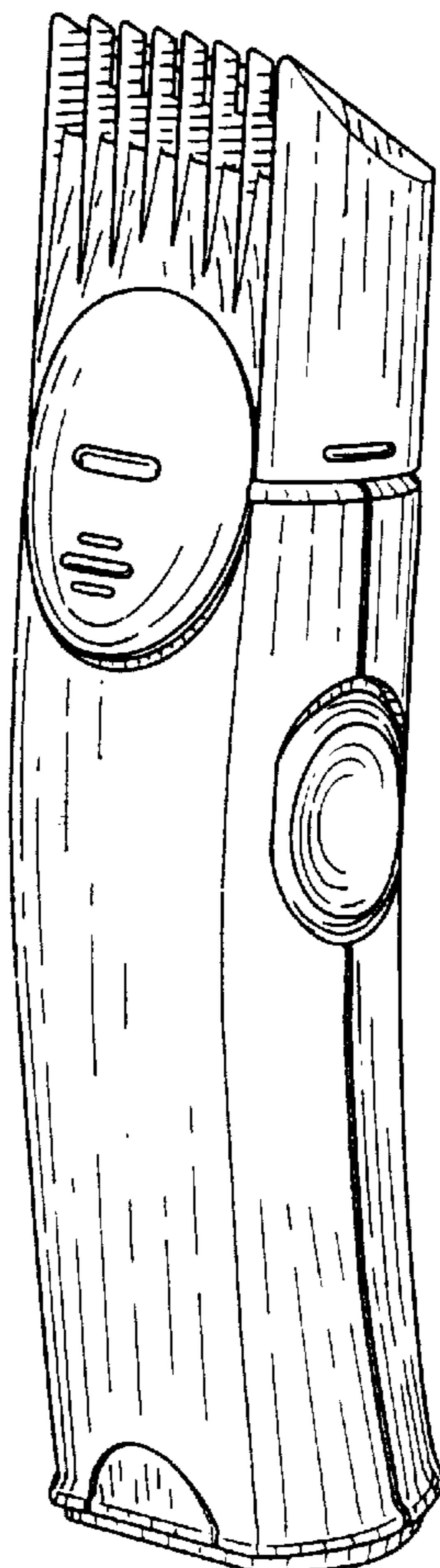
[57] **CLAIM**

The ornamental design for a beard trimmer, as shown.

DESCRIPTION

FIG. 1 is a perspective view showing my design; FIG. 2 is a front elevational view thereof; FIG. 3 is a rear elevational view thereof; FIG. 4 is a right side elevational view thereof; FIG. 5 is a left side elevational view thereof; FIG. 6 is a top plan view thereof; and, FIG. 7 is a bottom plan view thereof.

1 Claim, 3 Drawing Sheets






FIG. 1

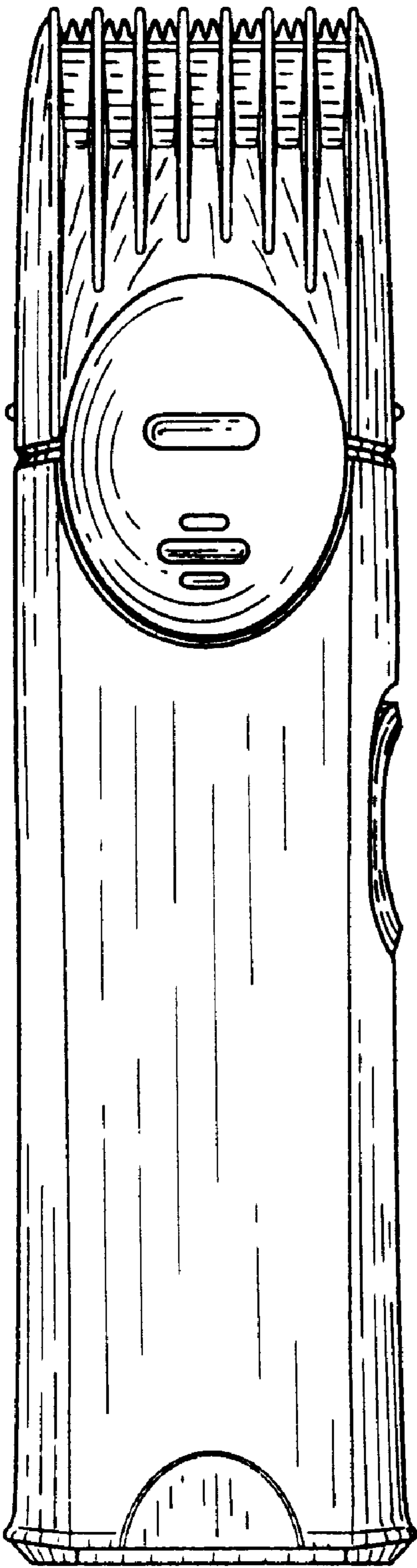


FIG. 2

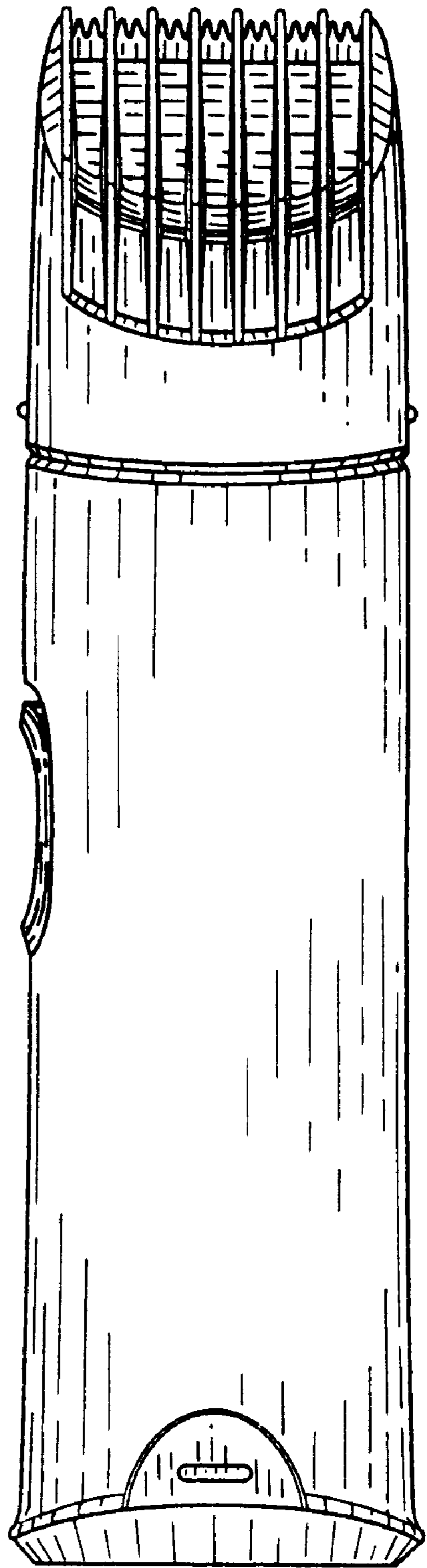


FIG. 3

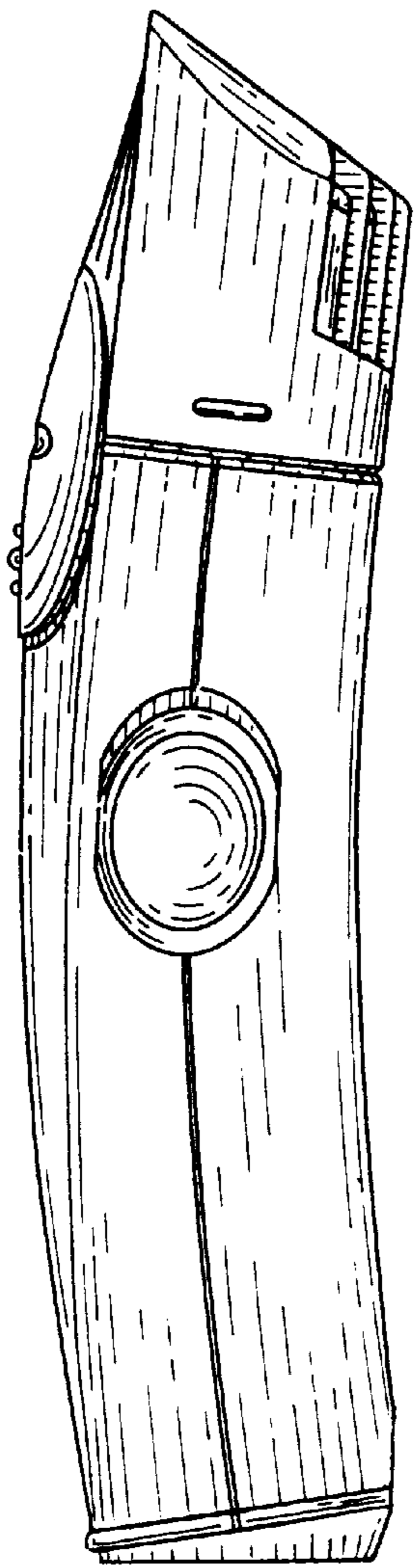


FIG. 4



FIG. 5

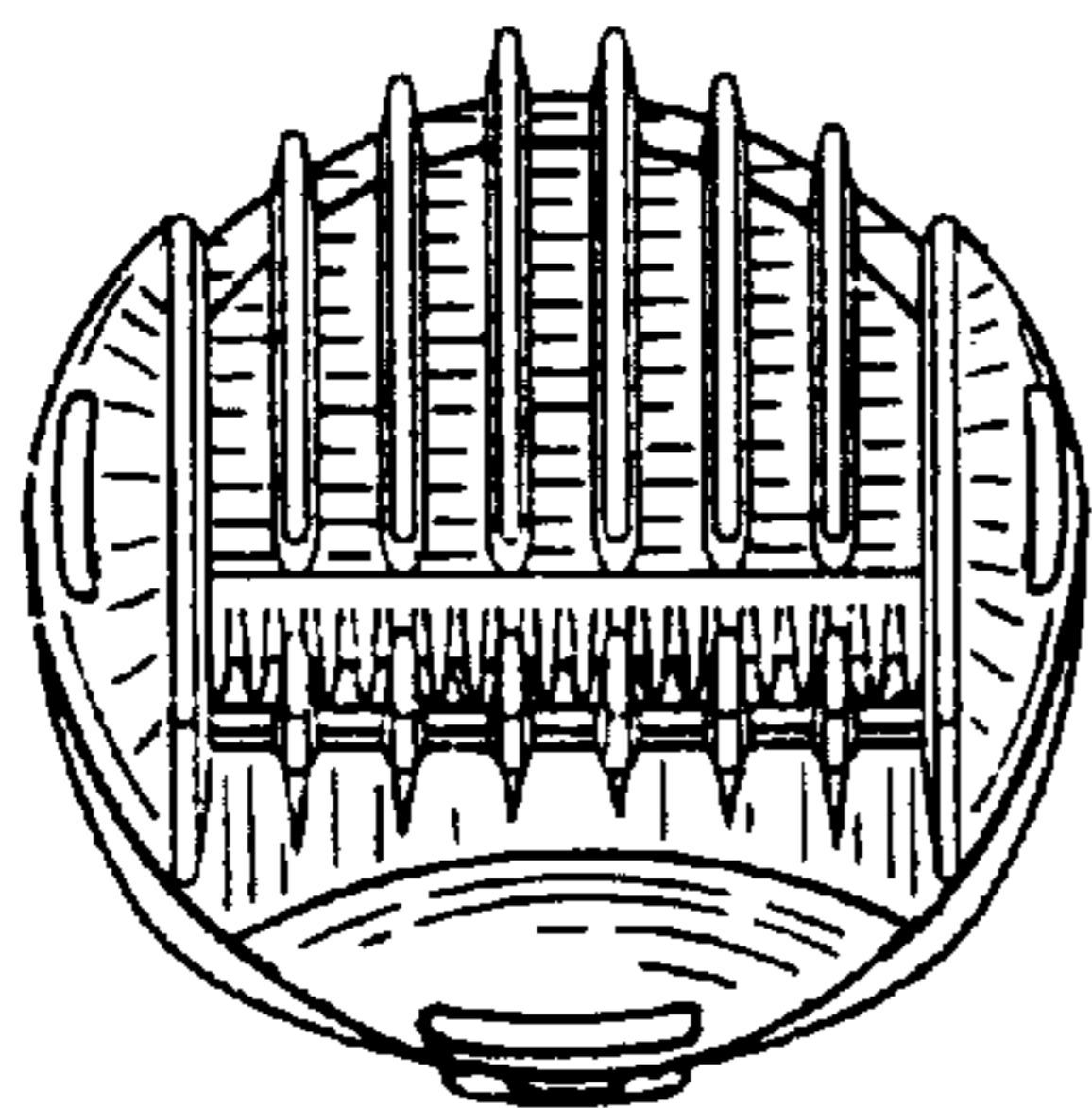


FIG. 6

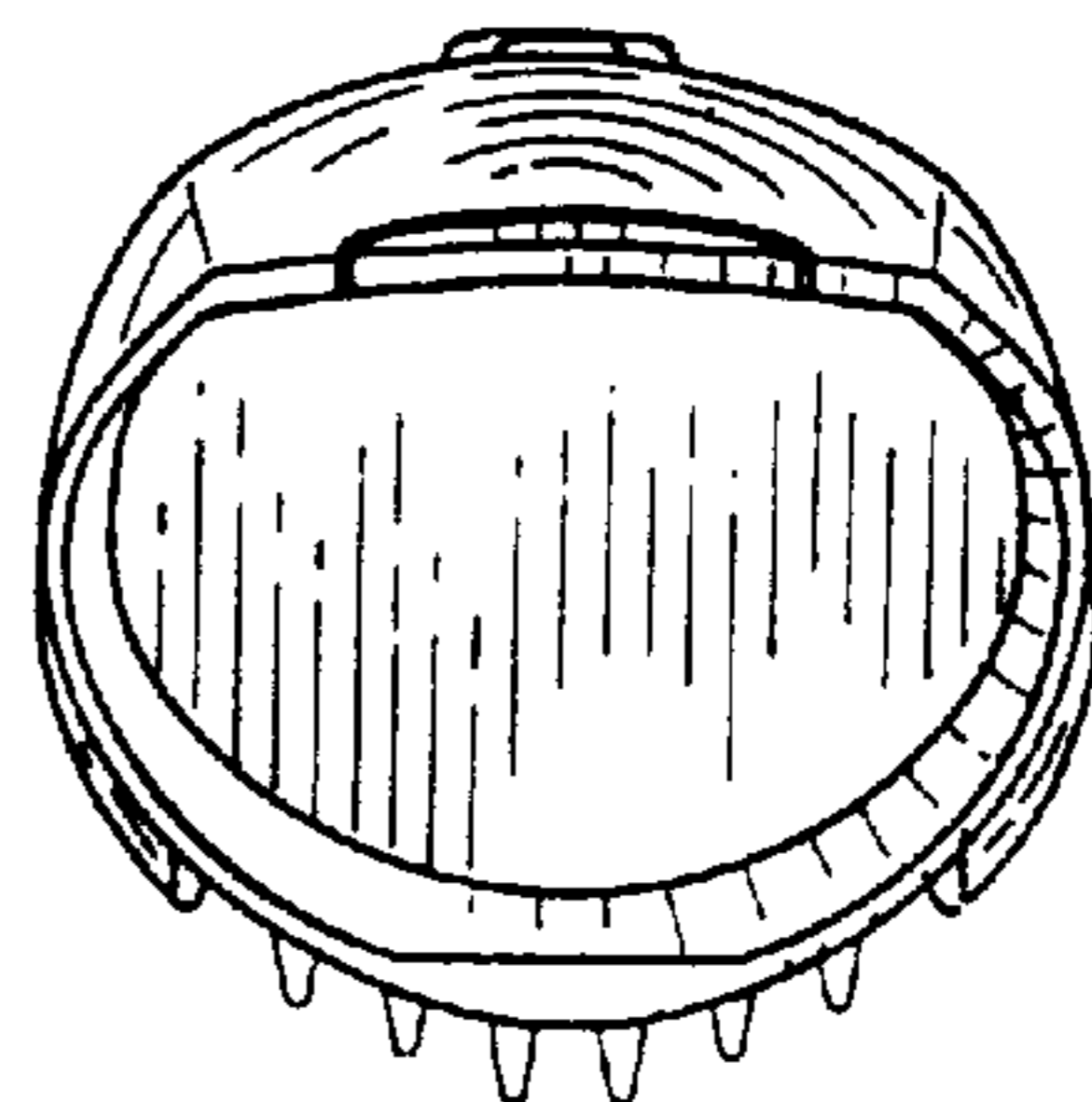


FIG. 7