



US00D413172S

**United States Patent** [19]  
**Belschner**

[11] **Patent Number: Des. 413,172**

[45] **Date of Patent: \*\* Aug. 24, 1999**

[54] **GLASS OIL LAMP**

[75] Inventor: **Andrew Belschner**, San Francisco, Calif.

[73] Assignee: **Wolfard Glassblowing Company**, Santa Rosa, Calif.

[\*\*] Term: **14 Years**

[21] Appl. No.: **29/089,557**

[22] Filed: **Jun. 17, 1998**

[51] **LOC (6) Cl.** ..... **26-01**

[52] **U.S. Cl.** ..... **D26/11**

[58] **Field of Search** ..... D26/6, 9, 10, 7, D26/11; 431/289, 290, 291, 298, 320, 311

[56] **References Cited**

**U.S. PATENT DOCUMENTS**

- D. 234,367 2/1975 Wolfard .
- D. 302,862 8/1989 Boss ..... D26/11
- D. 346,227 4/1994 Boss ..... D26/11
- D. 359,369 6/1995 Caplette et al. .... D26/11

**OTHER PUBLICATIONS**

- Zodiac Expressions Catalog, circa 1995.
- Zodiac Expressions Product Brochure, circa 1986.
- RO-VAN Product Brochures, circa 1985.
- Arthur G. Reeves Catalog materials, pre-1990.

Firelight Glass Brochure, Introducing the Gift Collection, 1997.

*Primary Examiner*—Alan P. Douglas  
*Assistant Examiner*—Robin V. Taylor  
*Attorney, Agent, or Firm*—Donald L. Beeson

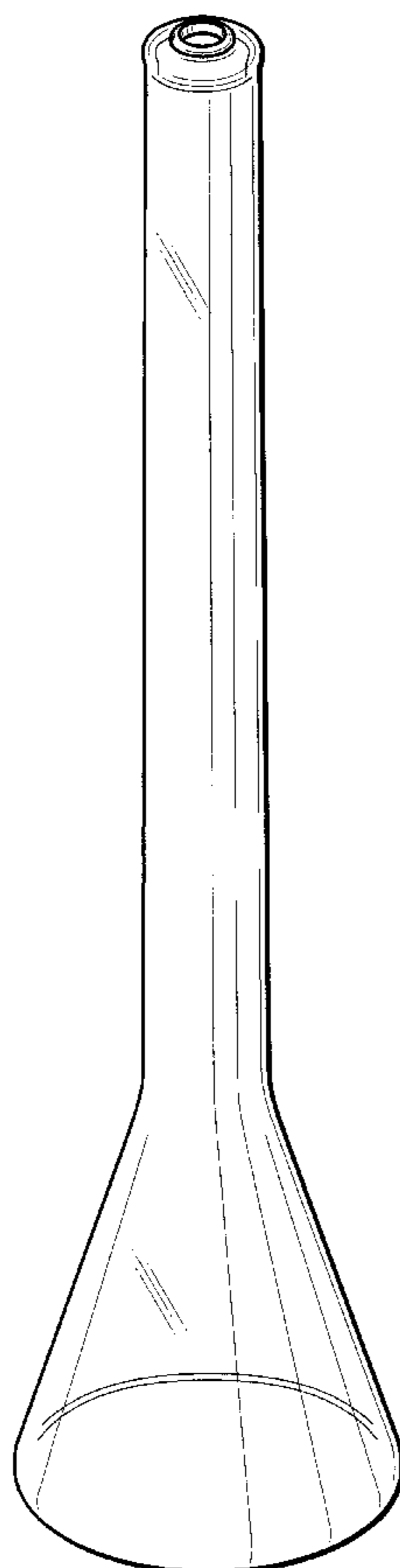
[57] **CLAIM**

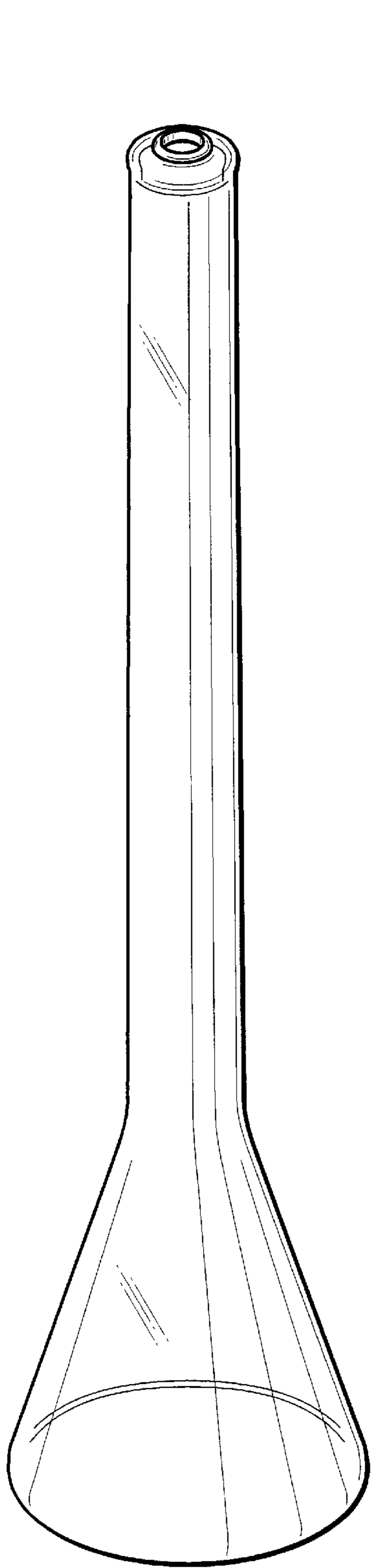
The ornamental design for a glass oil lamp, as shown and described.

**DESCRIPTION**

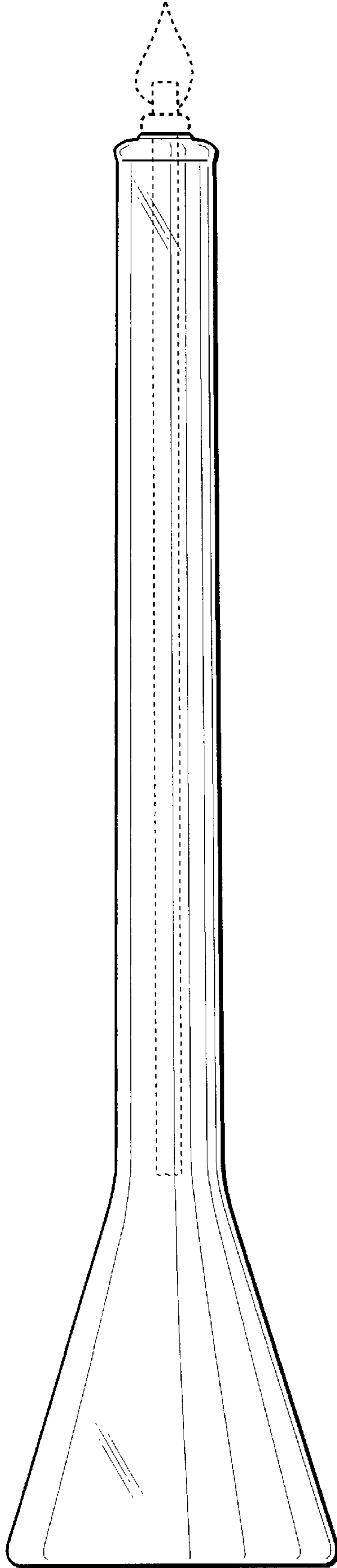
FIG. 1 is a top perspective view of a glass oil lamp in accordance with my new design;  
 FIG. 2 is a right side elevational view thereof, the front, rear and left side elevations being identical thereto;  
 FIG. 3 is a top plan view thereof;  
 FIG. 4 is a bottom plan view thereof;  
 FIG. 5 is a top perspective view of an alternative embodiment of a glass oil lamp in accordance with my new design; and,  
 FIG. 6 is a right side elevational view thereof, the front, rear and left side elevations being identical thereto, and the top and bottom plan view being identical to the top and bottom plan views of the embodiment shown in FIGS. 1-4.  
 The broken lines are shown in FIG. 2 for illustrative purposes only and indicate the nature and use of my design. FIGS. 5 and 6 are broken away to indicate indeterminate length.

**1 Claim, 2 Drawing Sheets**

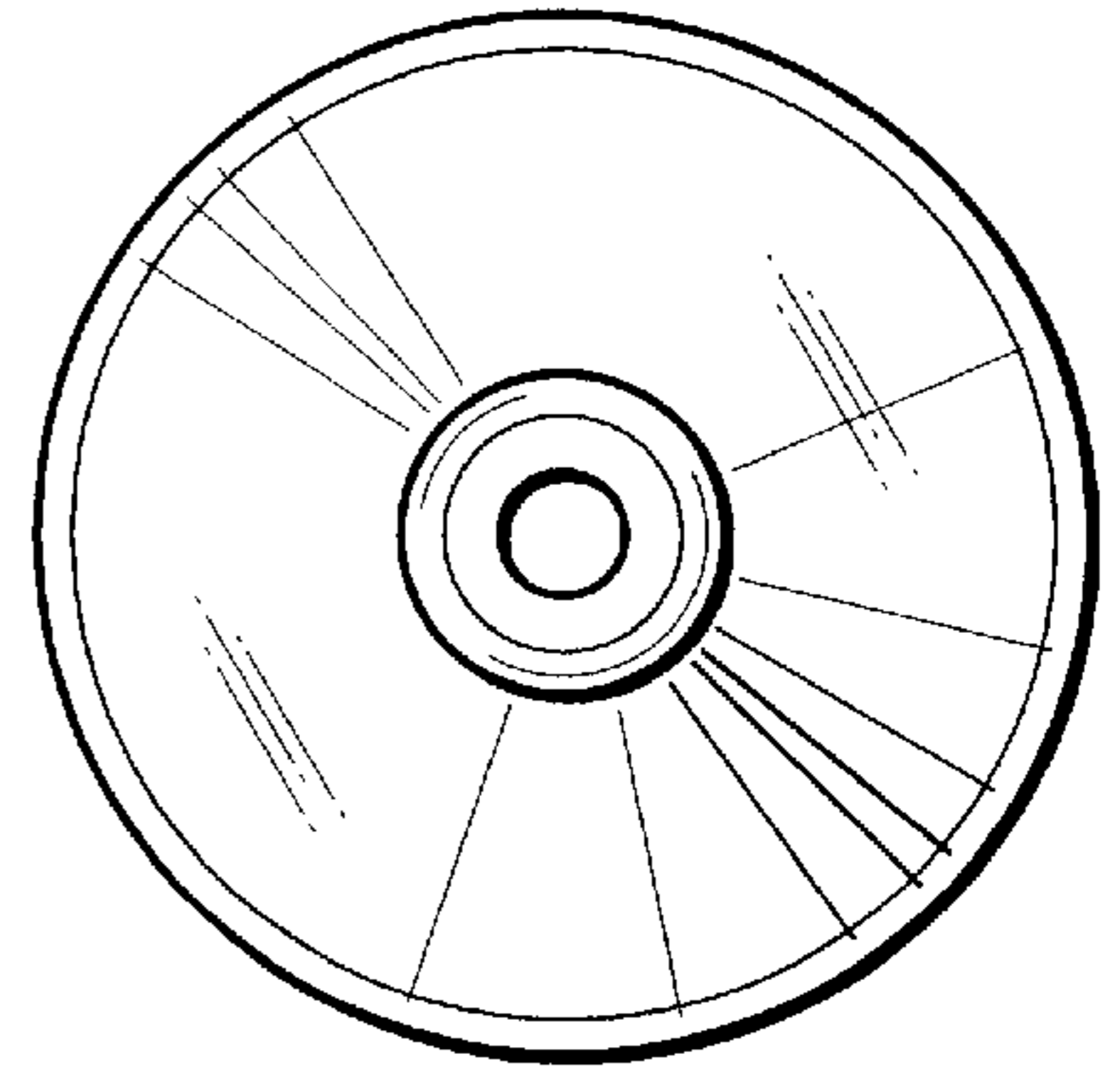





**FIG.\_1**



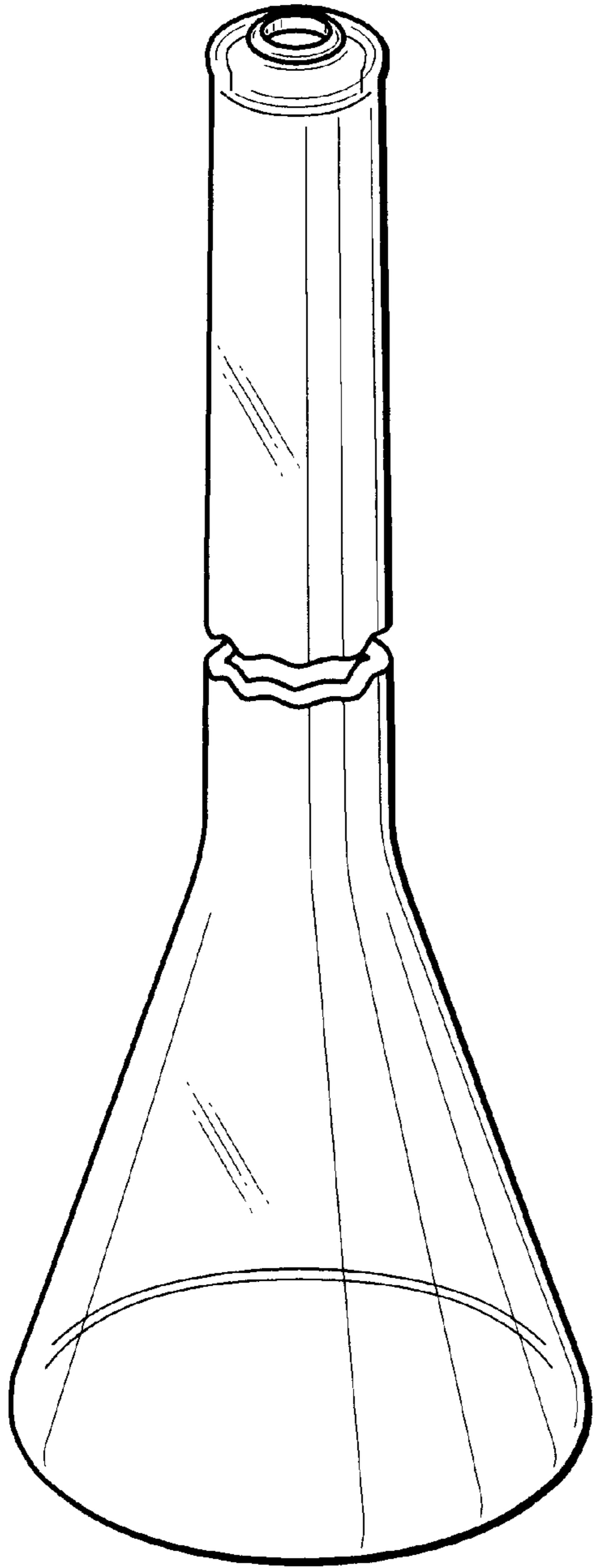
**FIG.\_2**



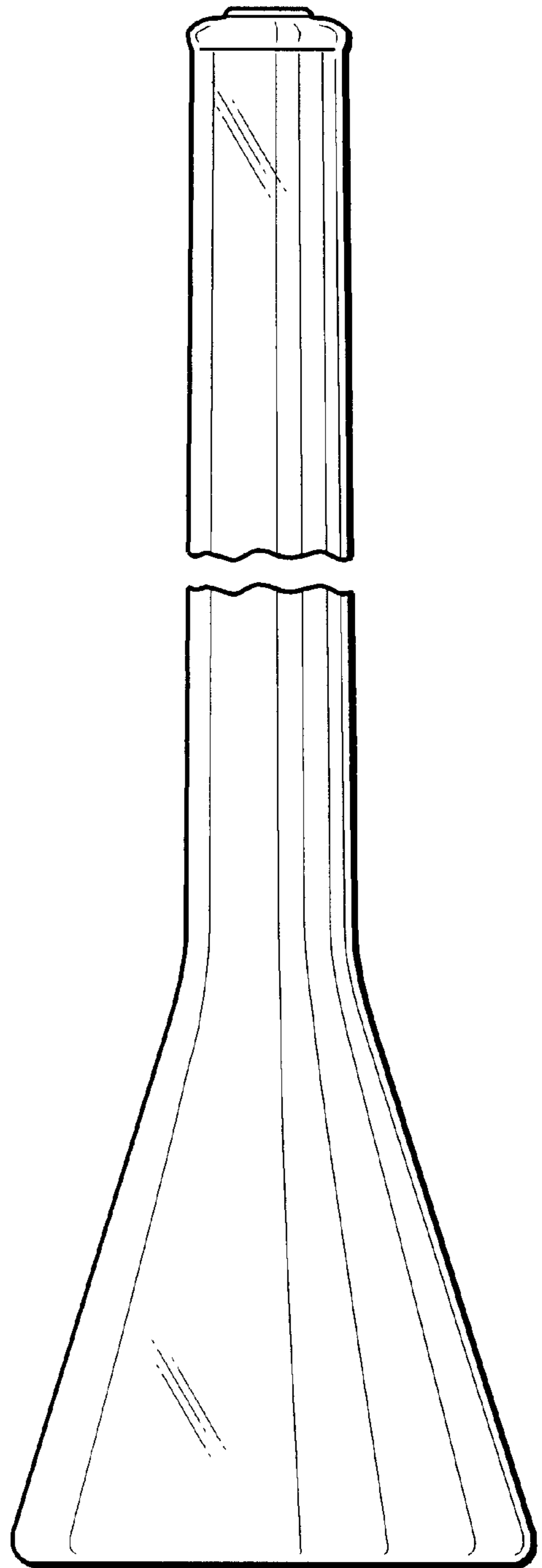
**FIG.\_3**



**FIG.\_4**



**FIG.\_5**



**FIG.\_6**