



US00D413157S

United States Patent [19] Ratzlaff

[11] Patent Number: Des. 413,157

[45] Date of Patent: ** *Aug. 24, 1999

[54] SHOWERHEAD

[75] Inventor: Jorg Ratzlaff, Nagold, Germany

[73] Assignee: Masco Corporation of Indiana,
Indianapolis, Ind.

[*] Notice: This patent is subject to a terminal disclaimer.

[**] Term: 14 Years

[21] Appl. No.: 29/085,355

[22] Filed: Mar. 20, 1998

[51] LOC (6) Cl. 23-01

[52] U.S. Cl. D23/229

[58] Field of Search D23/213, 223-226,
D23/229-230; 239/461, 462, 587.1

- D. 334,048 3/1993 Ben-Zur .
- D. 337,810 7/1993 Bengtson et al. .
- D. 339,627 9/1993 Klose .
- D. 355,951 2/1995 Ran .
- D. 363,114 10/1995 Andrus .
- D. 367,696 3/1996 Andrus .
- D. 368,761 4/1996 Andrus .
- D. 369,203 4/1996 Andrus .
- D. 369,204 4/1996 Andrus .
- D. 369,205 4/1996 Andrus .
- D. 377,965 2/1997 Andrus .
- D. 385,335 10/1997 Caroen et al. D23/230
- D. 393,047 3/1998 Andrus et al. .
- 3,180,579 4/1965 Tomaso .
- 3,468,483 9/1969 Parkison .
- 4,203,550 5/1980 On .
- 4,303,201 12/1981 Elkins et al. .
- 4,588,130 5/1986 Trenary et al. .
- 4,629,125 12/1986 Liu .
- 5,297,735 3/1994 Heimann et al. .

[56] References Cited

U.S. PATENT DOCUMENTS

- D. 113,439 2/1939 Reinecke .
- D. 118,419 1/1940 Rockwood .
- D. 208,526 9/1967 Delamater .
- D. 245,859 9/1977 Grube .
- D. 260,809 9/1981 Fleischmann D23/229
- D. 261,300 10/1981 Klose .
- D. 261,417 10/1981 Klose .
- D. 263,865 4/1982 Yamin D23/229
- D. 267,582 1/1983 Mackay et al. .
- D. 268,359 3/1983 Klose .
- D. 269,118 5/1983 Thompson D23/229
- D. 269,540 6/1983 Larsson .
- D. 295,437 4/1988 Fabian .
- D. 309,496 7/1990 Ramsey et al. D23/230
- D. 313,456 1/1991 Presman .
- D. 313,833 1/1991 Presman .
- D. 314,608 2/1991 Presman .
- D. 315,191 3/1991 Mikol .
- D. 320,064 9/1991 Presman .
- D. 327,115 6/1992 Rogers .
- D. 327,729 7/1992 Rogers .
- D. 332,303 1/1993 Klose .
- D. 333,338 2/1993 Klose .
- D. 334,046 3/1993 Klose .

OTHER PUBLICATIONS

Advertisement "Great Vibrations", Hardware Age, Mar. 1997.

Primary Examiner—Robin V. Taylor
Attorney, Agent, or Firm—Myron B. Kapustij; Leon E. Redman

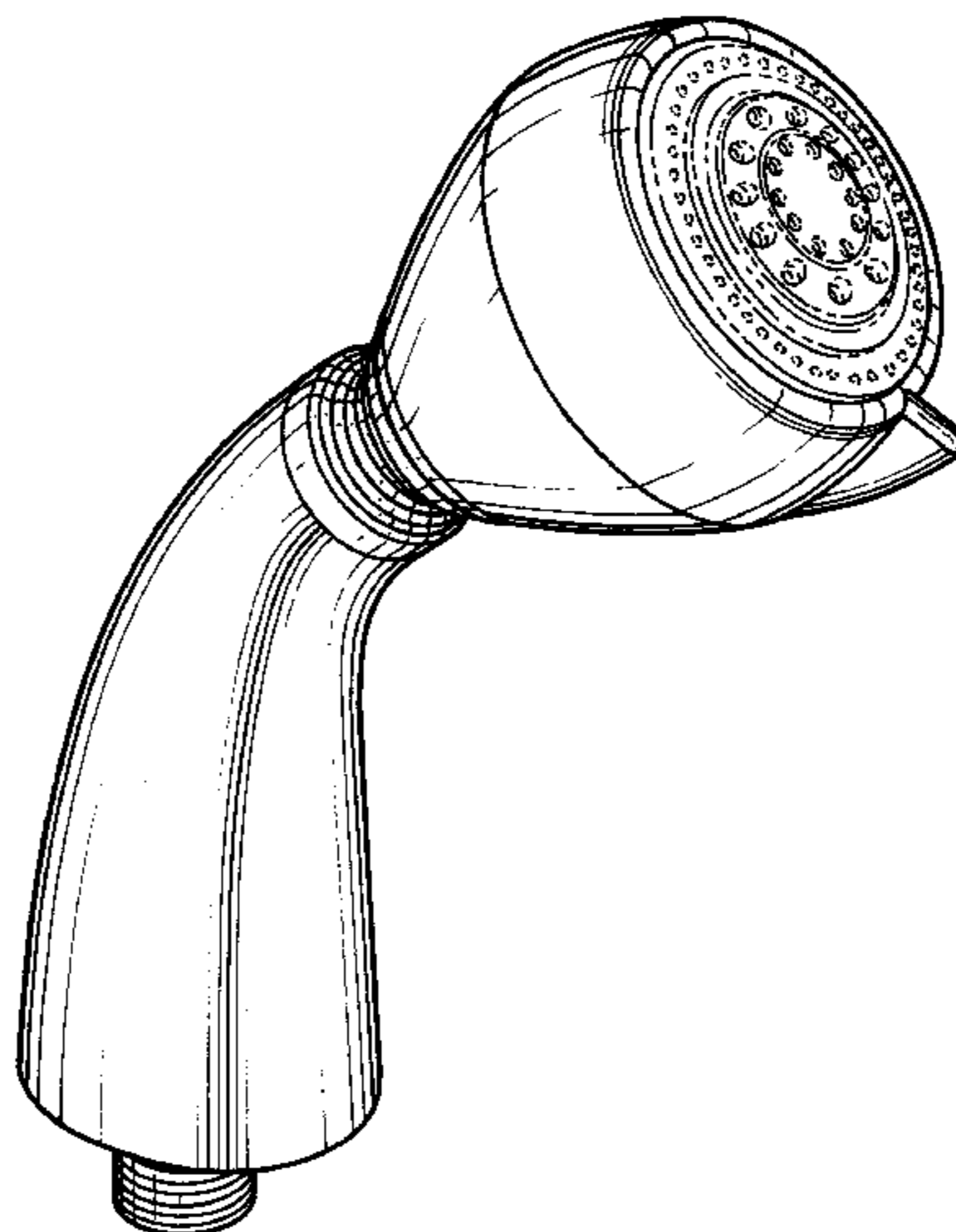
[57] CLAIM

The ornamental design for a showerhead, as shown and described.

DESCRIPTION

FIG. 1 is a front perspective view of a showerhead showing my new design;
 FIG. 2 is a front elevational view thereof;
 FIG. 3 is a right side elevational view thereof, the left side being a mirror image;
 FIG. 4 is a top plan view thereof;
 FIG. 5 is a rear elevational view thereof; and,
 FIG. 6 is a bottom plan view thereof.
 The broken line showing of the faceplate in FIGS. 1-4 is for purposes of illustration and forms no part of the claimed design.

1 Claim, 3 Drawing Sheets



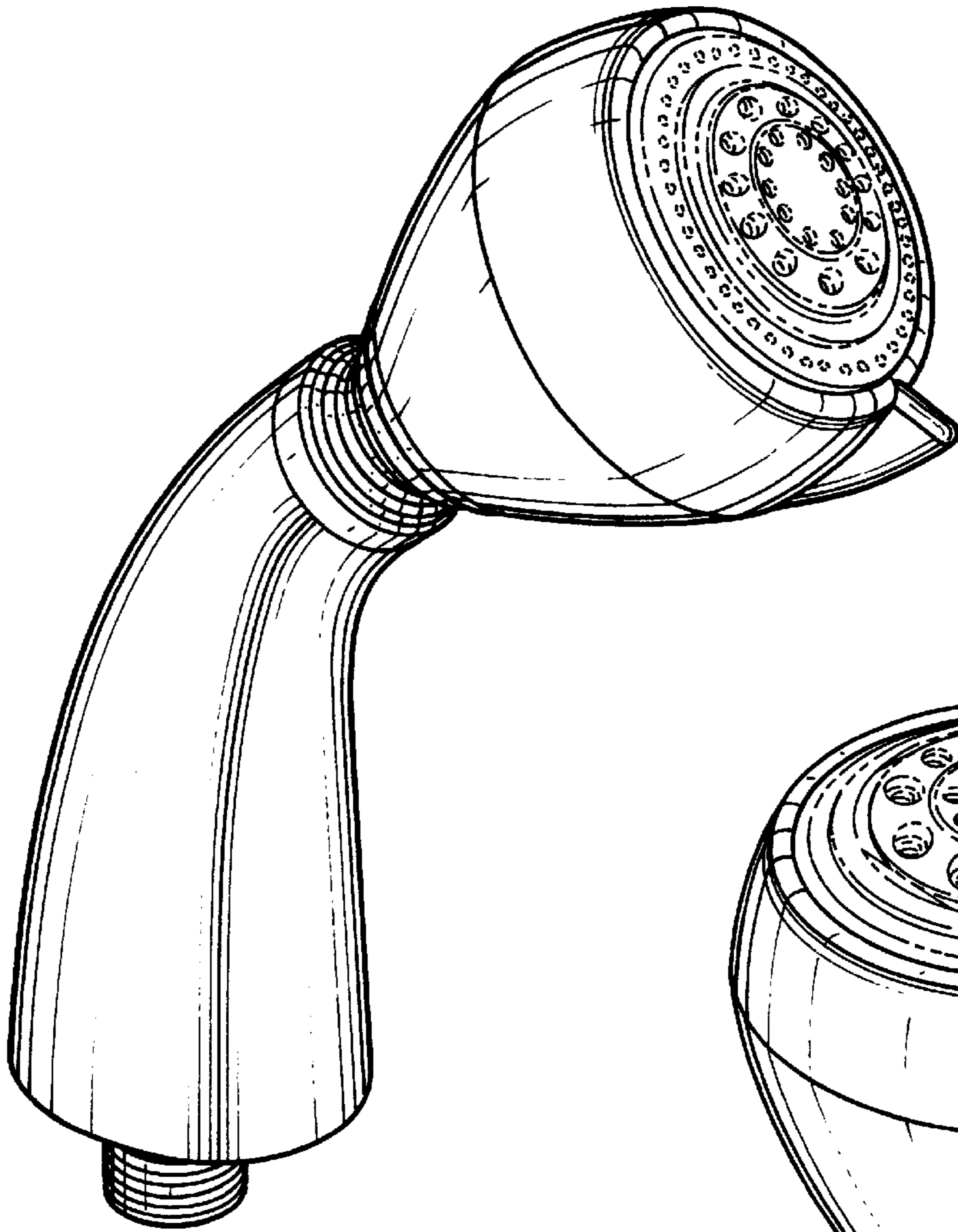


Fig - 1

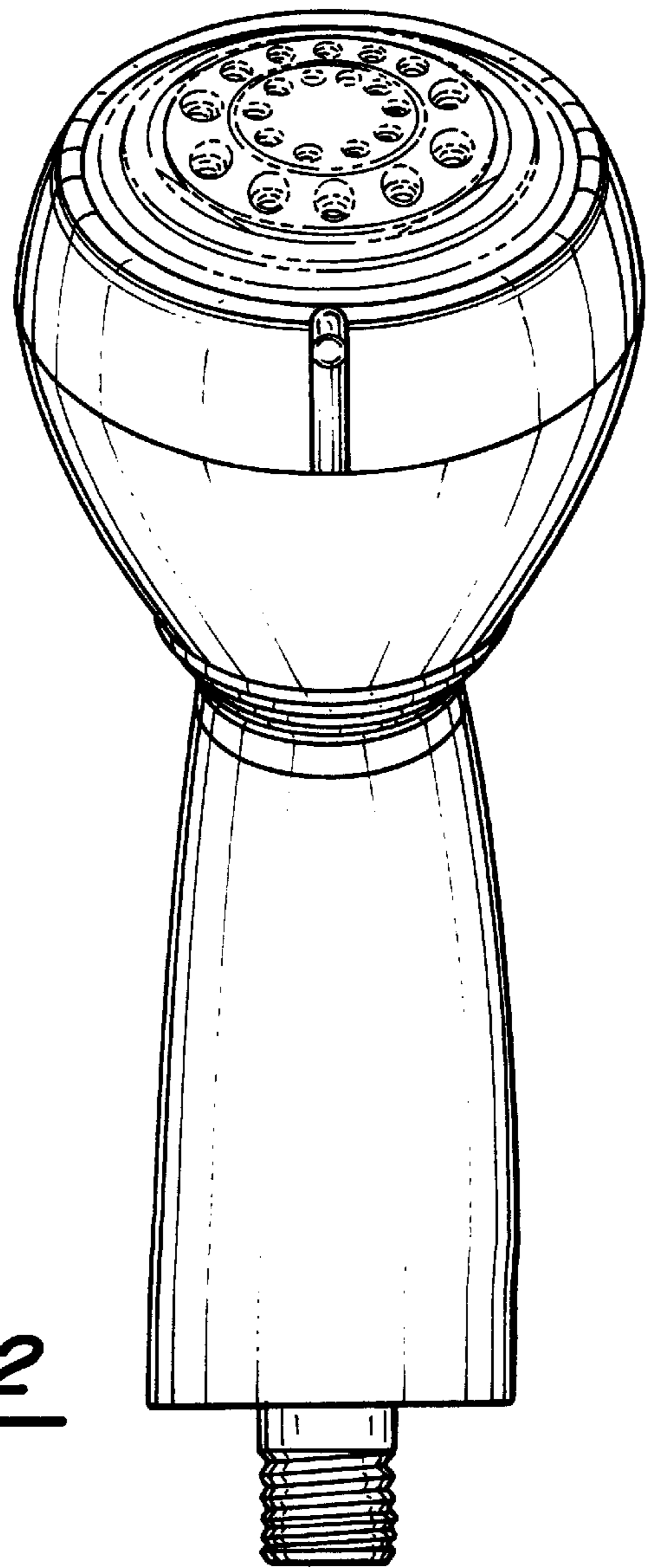


Fig - 2

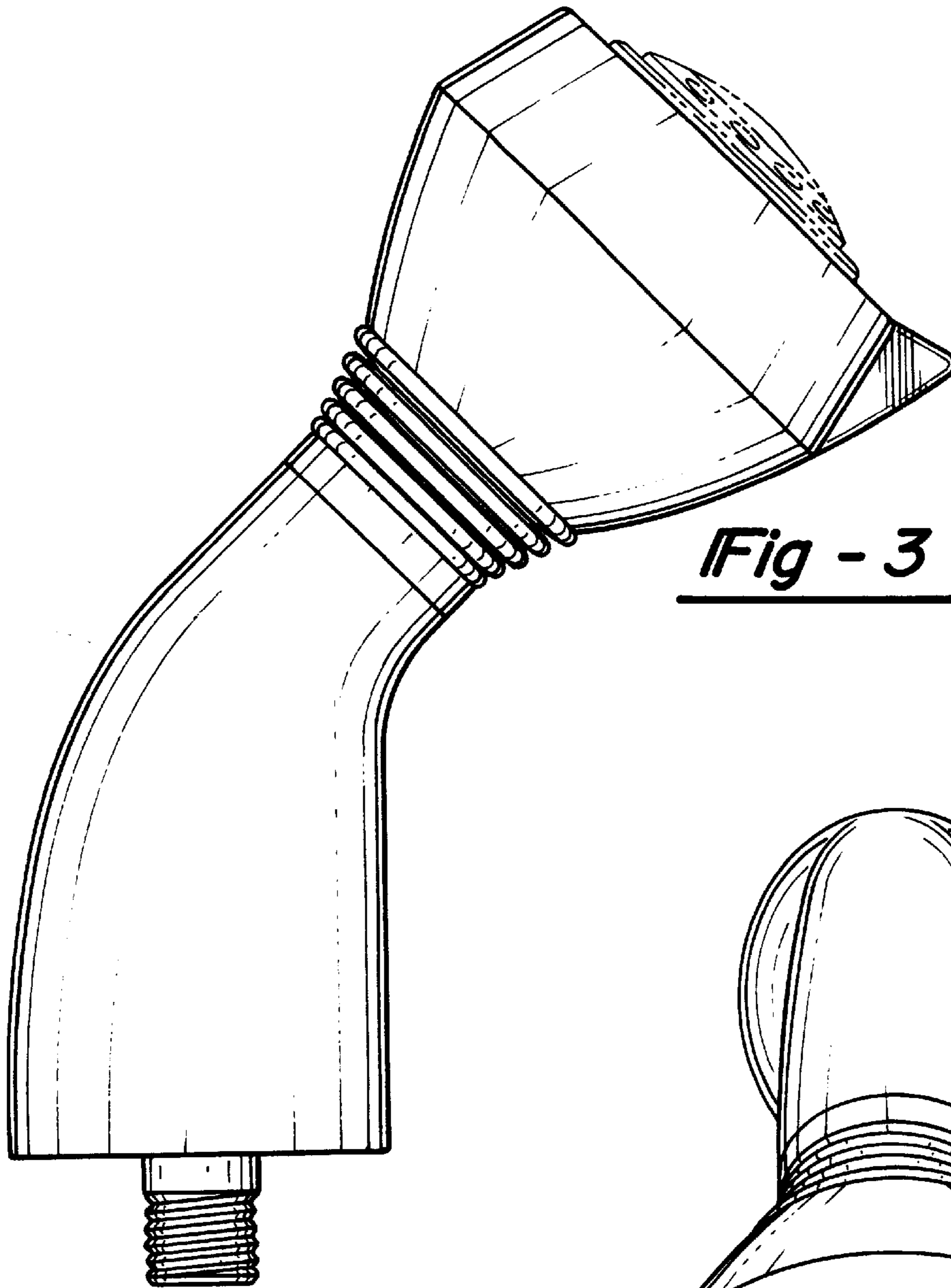


Fig - 3

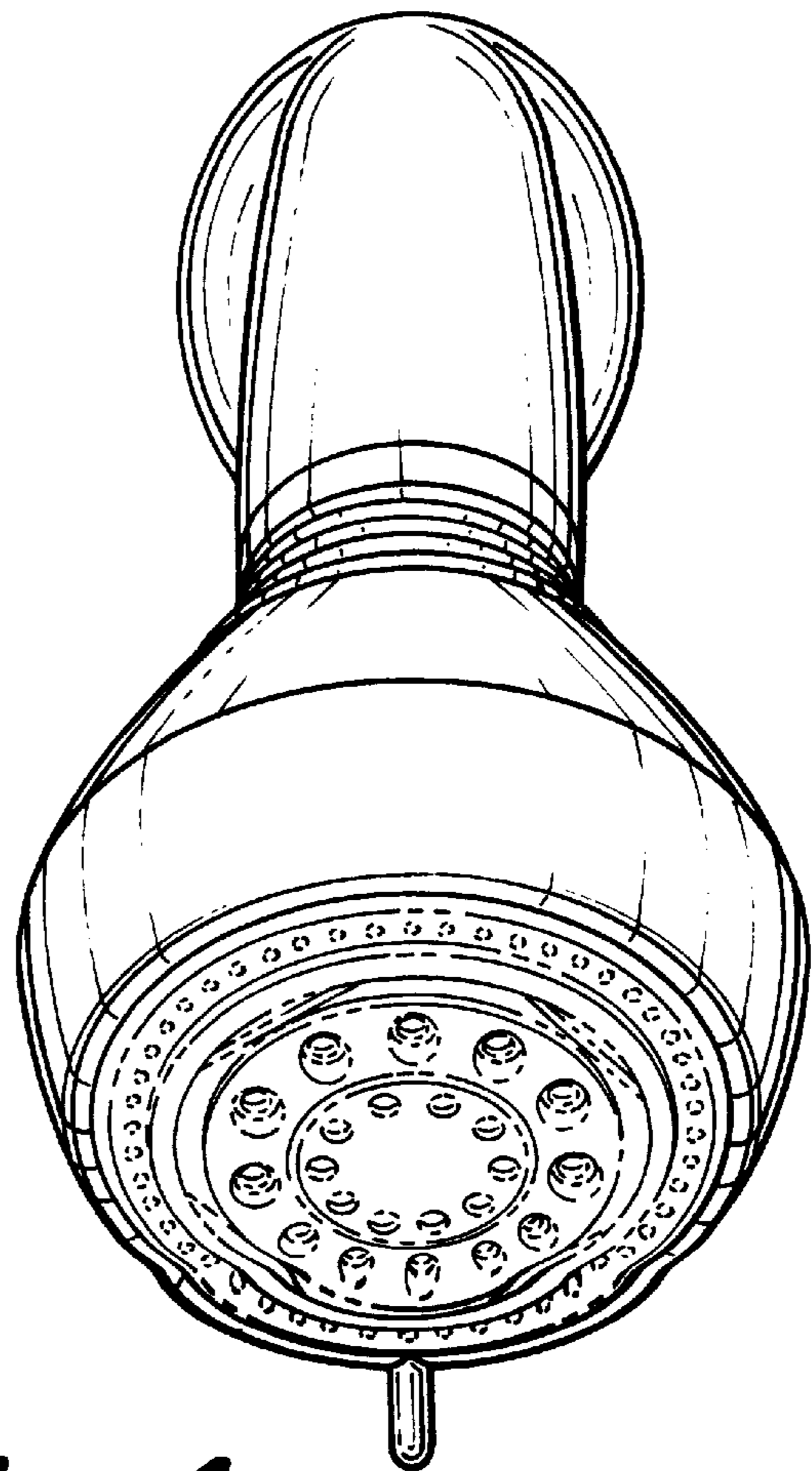


Fig - 4

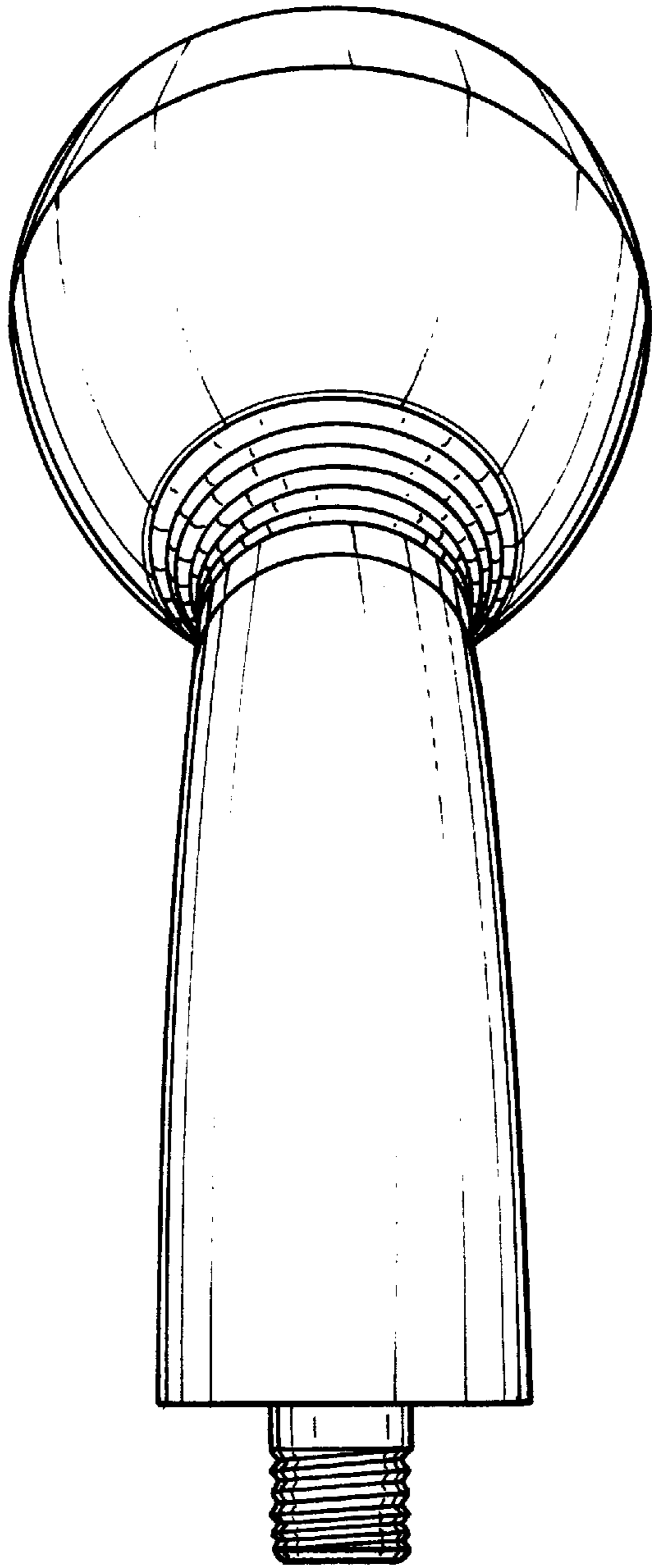


Fig - 5

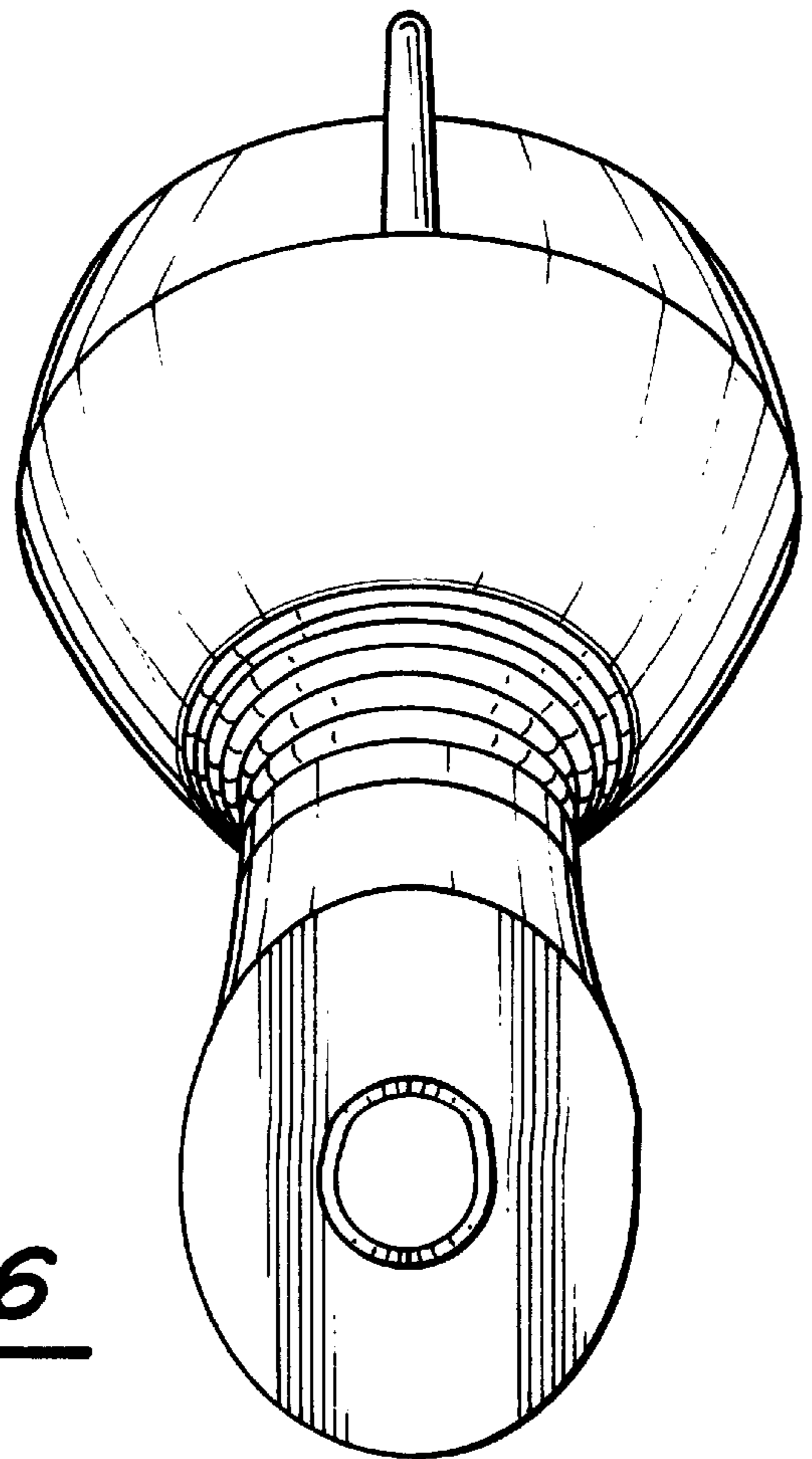


Fig - 6