



US00D413145S

United States Patent [19]

Brescia et al.

[11] Patent Number: Des. 413,145

[45] Date of Patent: ** Aug. 24, 1999

[54] **WRITING INSTRUMENT**

[75] Inventors: **Paul A. Brescia**, Burlington, Mass.;
Frank Polidoro, Cumberland, R.I.

[73] Assignee: **The Gillette Company**, Boston, Mass.

[**] Term: **14 Years**

[21] Appl. No.: **29/097,511**

[22] Filed: **Dec. 8, 1998**

[51] **LOC (6) Cl.** **19-06**

[52] **U.S. Cl.** **D19/51; D19/55; D19/56**

[58] **Field of Search** D19/35, 36, 41-51,
D19/53-58, 81-85; 401/6, 7, 88, 99, 100,
103, 104, 110, 111, 116, 209

[56] **References Cited**

U.S. PATENT DOCUMENTS

D. 206,636	1/1967	Zierhut et al.	D19/51
D. 259,727	6/1981	Zierhut	D19/51
D. 273,400	4/1984	Zierhut	D19/57
D. 317,625	6/1991	Itoh	D19/57
D. 318,294	7/1991	Cho-Kai	D19/48
D. 325,045	3/1992	Katami	D19/49
D. 329,873	9/1992	Tu	D19/48
D. 333,677	3/1993	Giralt	D19/48
D. 335,142	4/1993	Kaoami et al.	D19/57
D. 338,039	8/1993	Takahashi	D19/47 X
D. 339,607	9/1993	White et al.	D19/48
D. 357,276	4/1995	Bruhn	D19/48

D. 364,424	11/1995	Shimizu	D19/55 X
D. 366,901	2/1996	Takahashi	D19/51
D. 376,817	12/1996	Gacia	D19/51
D. 377,664	1/1997	Izushima	D19/51
D. 392,999	3/1998	Varholik	D19/36
D. 397,150	8/1998	Izushima	D19/51
D. 398,641	9/1998	Hollington	D19/43
D. 400,581	11/1998	Hasegawa	D19/56 X
D. 400,582	11/1998	Schmidt et al.	D19/51
D. 401,967	12/1998	Tam	D19/36
1,742,264	1/1930	Kristofek .	
2,862,473	12/1958	Kontler	120/42.01
3,336,706	8/1967	Jenkins	120/42.4
4,765,767	8/1988	Marynissen et al.	401/213

Primary Examiner—Martie K. Holtje
Attorney, Agent, or Firm—David A. Howley

[57] **CLAIM**

The ornamental design for a writing instrument, as shown and described.

DESCRIPTION

FIG. 1 is a front, top isometric view of a writing instrument showing my new design;
FIG. 2 is a top plan view thereof;
FIG. 3 is a bottom plan view thereof;
FIG. 4 is front elevational view thereof;
FIG. 5 is a left side elevational view thereof, the right side elevational view being a mirror image thereof; and,
FIG. 6 is a rear elevational view thereof.

1 Claim, 2 Drawing Sheets



FIG. 1




FIG. 2




FIG. 3

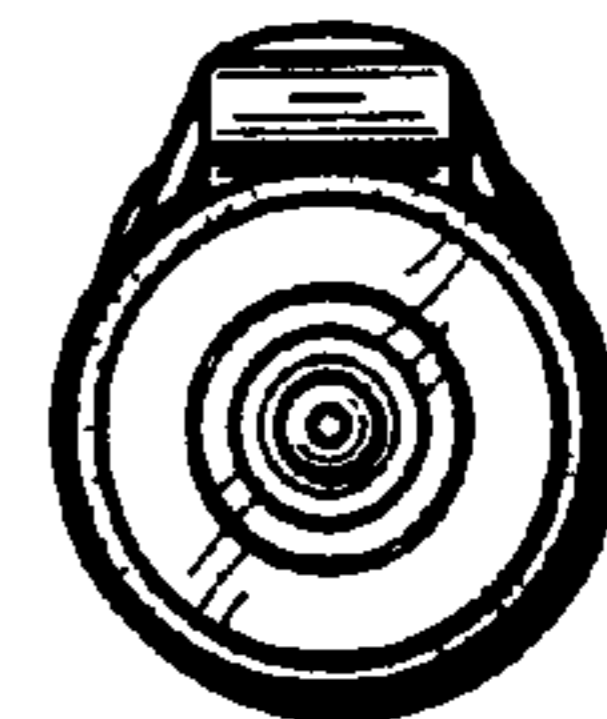


FIG. 4




FIG. 5




FIG. 6

