



US00D413115S

United States Patent [19]

Schick et al.

[11] Patent Number: Des. 413,115

[45] Date of Patent: ** Aug. 24, 1999

[54] **MINIATURE DISK CARTRIDGE**

[75] Inventors: **Brian Schick**, San Diego, Calif.; **Shane Nowell**, Riverdale, Utah; **Jonathan Guerra**, San Francisco, Calif.

[73] Assignee: **Iomega Corporation**, Roy, Utah

[**] Term: **14 Years**

[21] Appl. No.: **29/079,277**

[22] Filed: **Nov. 12, 1997**

[51] **LOC (6) Cl.** **14-99**

[52] **U.S. Cl.** **D14/121; D14/114**

[58] **Field of Search** **D14/114, 100, D14/107, 121; 360/60, 132, 133; 206/314, 444**

D. 346,596 5/1994 Kajita et al. D14/114

D. 347,215 5/1994 Ikenaga D14/114

D. 351,593 10/1994 Miyazaki D14/114

D. 356,305 3/1995 Kikutani et al. D14/114

D. 356,787 3/1995 Miyazaki D14/114

D. 356,789 3/1995 Miyazaki D14/114

D. 357,239 4/1995 Kato et al. D14/114

D. 358,586 5/1995 Miyazaki et al. D14/114

D. 359,039 6/1995 Kato et al. D14/114

D. 361,560 8/1995 Shindo D14/114

D. 363,711 10/1995 Happo D14/114

D. 364,858 12/1995 McGrath et al. D14/114

D. 366,476 1/1996 Bordes D14/114

D. 367,474 2/1996 Ikenaga D14/114

D. 368,083 3/1996 Hayami et al. D14/114

D. 369,151 4/1996 Fujisawa D14/114

D. 369,152 4/1996 Fujisawa D14/114

D. 369,153 4/1996 Fujisawa D14/114

D. 370,009 5/1996 Smedley, Jr. et al. D14/114

D. 371,548 7/1996 Yamamoto et al. D14/114

D. 374,220 10/1996 Katayama D14/114

D. 374,436 10/1996 Yamamoto et al. D14/114

D. 375,490 11/1996 Hisatsune D14/114

D. 375,491 11/1996 Hata D14/114

D. 377,344 1/1997 Yamamoto et al. D14/114

D. 378,518 3/1997 Sumner et al. D14/114

D. 387,743 12/1997 Takahashi D14/114

D. 392,950 3/1998 Fujisawa D14/114

D. 392,954 3/1998 Ikenaga D14/114

3,536,277 10/1970 Fukuda 242/342

4,208,117 6/1980 Harvey et al. 206/455 X

5,041,923 8/1991 Iwata et al. 360/60

5,150,269 9/1992 Iwaki et al. 360/60 X

5,195,084 3/1993 Shiba et al. 206/444 X

[56] References Cited

U.S. PATENT DOCUMENTS

D. 230,991 3/1974 Catto et al. D14/121

D. 245,125 7/1977 Chou et al. D14/10

D. 263,222 3/1982 Driscoll D14/11

D. 274,522 7/1984 Kneale D14/114

D. 275,676 9/1984 Nakagawa et al. D14/114

D. 287,597 1/1987 Naoi D14/114

D. 289,874 5/1987 Sutoh et al. D14/114

D. 297,938 10/1988 Hara D14/114

D. 298,251 10/1988 Kato et al. D14/114

D. 304,720 11/1989 Ashe et al. D14/114

D. 307,893 5/1990 Kato et al. D14/114

D. 311,181 10/1990 Miyazawa D14/114

D. 311,182 10/1990 Nash et al. D14/114

D. 311,526 10/1990 Hamada et al. D14/114

D. 312,077 11/1990 Sasaki et al. D14/114

D. 312,250 11/1990 Sasaki et al. D14/114

D. 313,412 1/1991 Holmgren D14/120

D. 315,900 4/1991 Iwata D14/114

D. 325,468 4/1992 Ohba D3/35

D. 328,457 8/1992 Matsuzaka D14/114

D. 340,032 10/1993 Fujisawa D14/114

D. 342,062 12/1993 Martin D14/114

D. 342,275 12/1993 Cooper D14/121 X

D. 342,379 12/1993 Taniyama D3/35

D. 346,374 4/1994 Miyazaki et al. D14/114

D. 346,375 4/1994 Miyazaki et al. D14/114

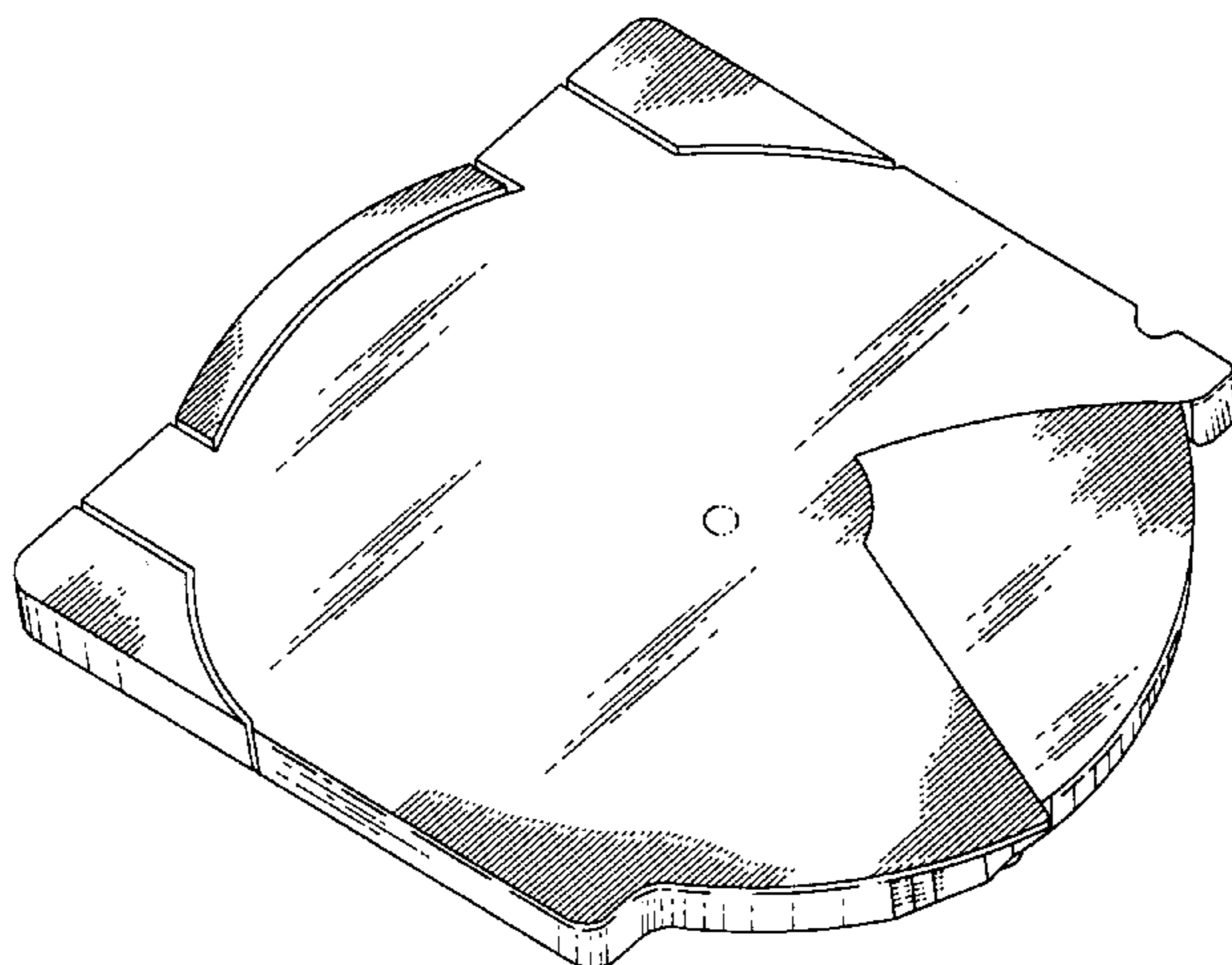
Primary Examiner—Prabhakar Deshmukh
Attorney, Agent, or Firm—Woodcock Washburn Kurtz Mackiewicz & Norris LLP

[57] CLAIM

An ornamental design for a miniature disk cartridge, as shown and described.

DESCRIPTION

FIG. 1 is a top perspective view of a miniature disk cartridge;
 FIG. 2 is a top plan view thereof;
 FIG. 3 is a bottom plan view thereof;



Des. 413,115

Page 2

FIG. 4 is a rear elevation view thereof;
FIG. 5 is a front elevation view thereof;
FIG. 6 is a side elevation view thereof; and,
FIG. 7 is another side elevation view thereof.

The broken lines are shown in the views for illustrative purposes only and forms no part of the claim.

1 Claim, 3 Drawing Sheets

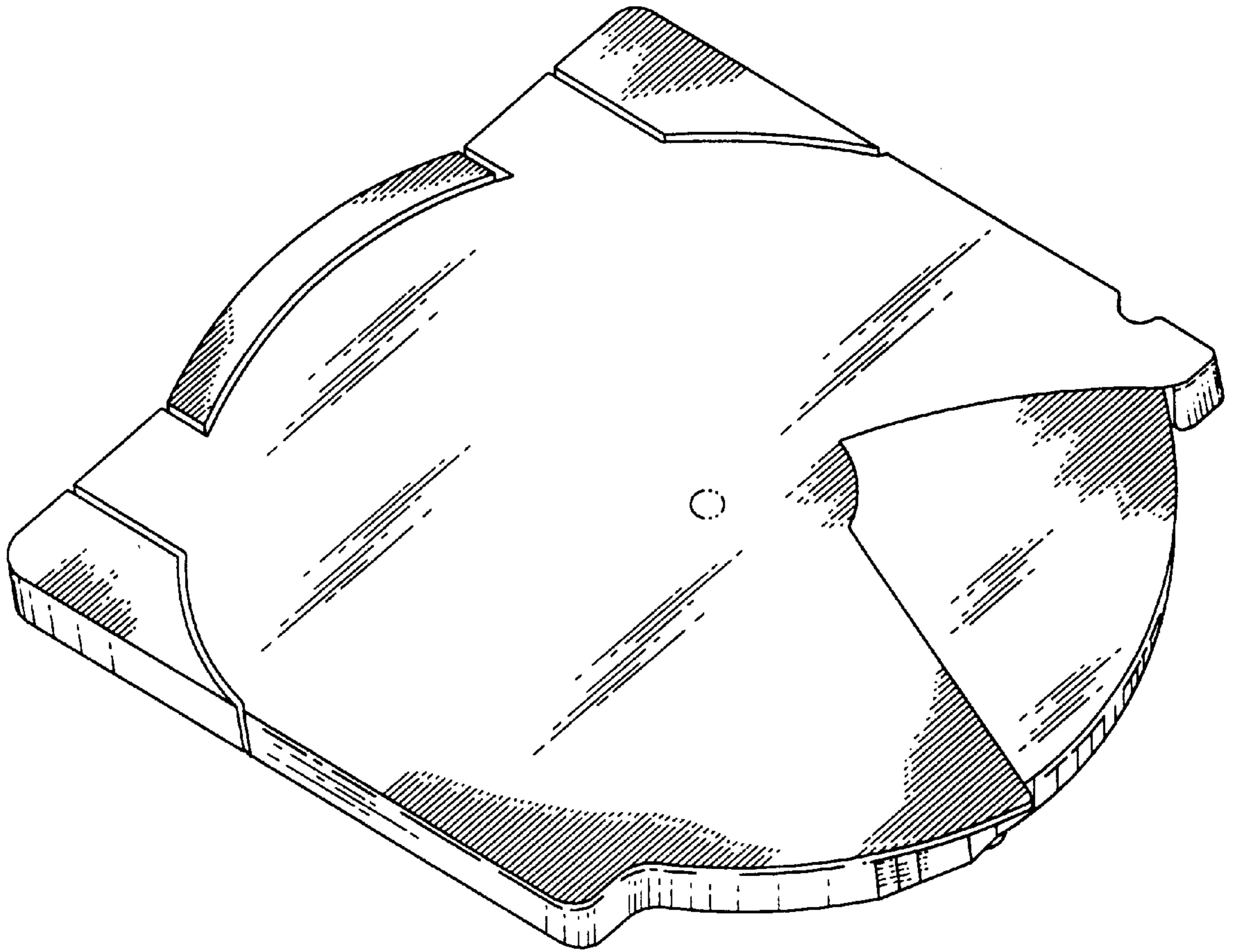


FIG. 1

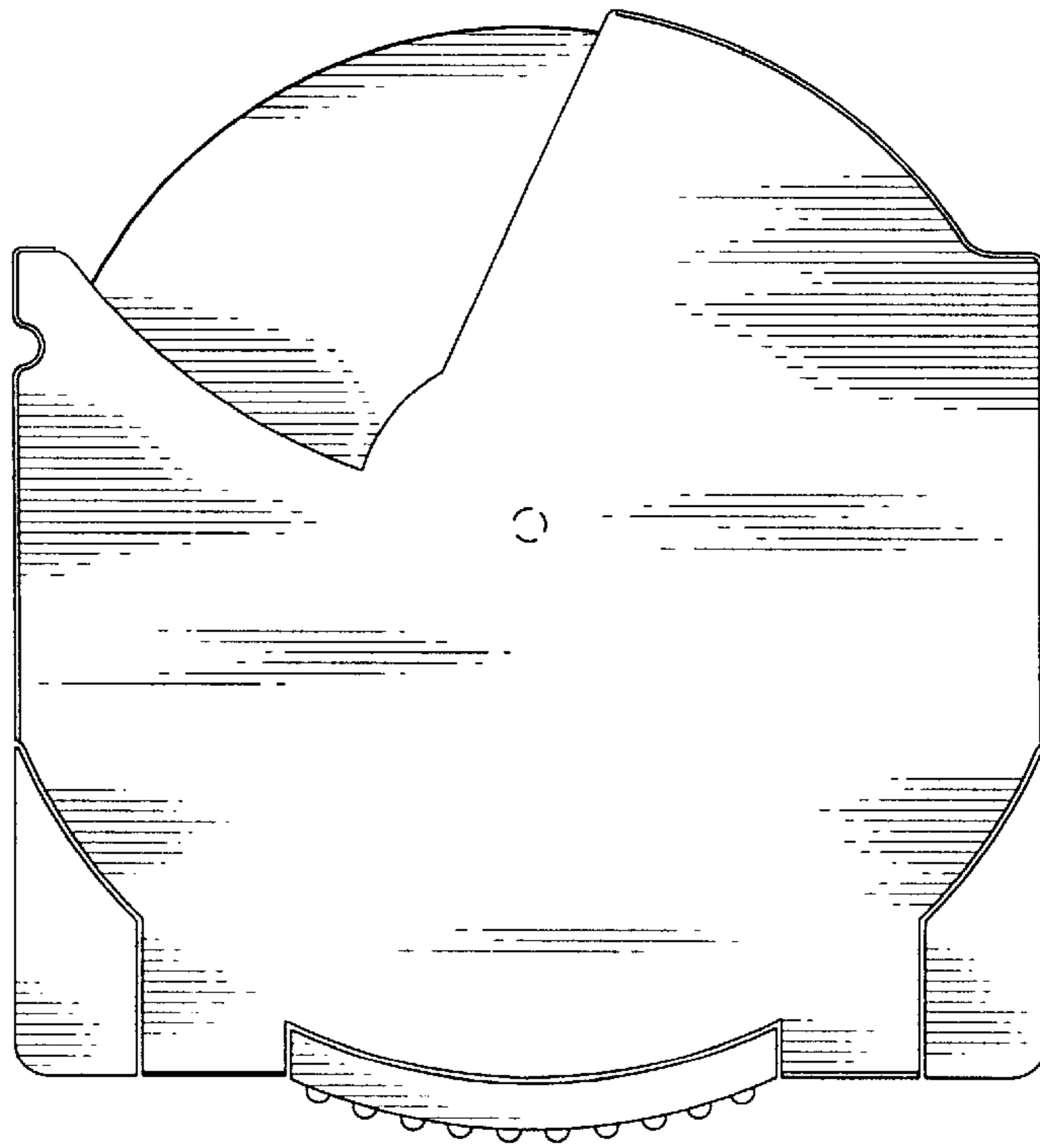


FIG. 2

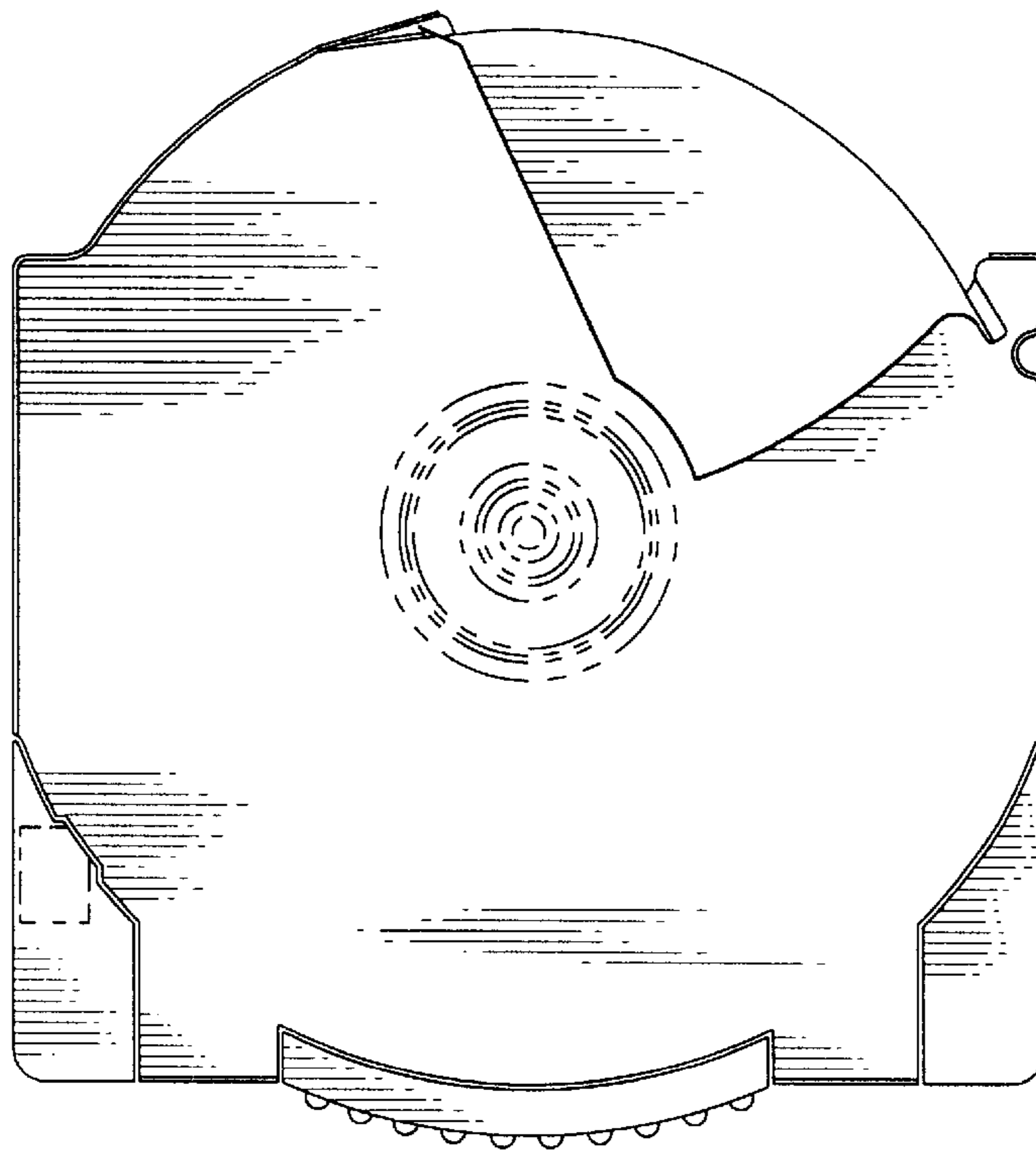


FIG. 3



FIG. 4




FIG. 5




FIG. 6




FIG. 7