



US00D413097S

# United States Patent [19] Chang

[11] Patent Number: **Des. 413,097**

[45] Date of Patent: **\*\* Aug. 24, 1999**

[54] **BATTERY RECHARGER**

[76] Inventor: **Yi-Huang Chang**, No.5, 178 Lane, Sec. 1, Ping-Tung Rd., Ping Chen City, Taoyuan, Taiwan

[\*\*] Term: **14 Years**

[21] Appl. No.: **29/082,206**

[22] Filed: **Jan. 16, 1998**

[51] **LOC (6) Cl.** ..... **13-02**

[52] **U.S. Cl.** ..... **D13/107**

[58] **Field of Search** ..... D13/107, 108, D13/119; D14/149, 251, 253; 320/110-115

[56] **References Cited**

**U.S. PATENT DOCUMENTS**

D. 301,455	6/1989	Hotsumi et al. ....	D13/108
D. 328,889	8/1992	Seki .....	D13/108
D. 349,097	7/1994	Watanabe .....	D13/108
D. 350,540	9/1994	Hyvonen .....	D14/149
D. 353,131	12/1994	Nagele .....	D13/107
D. 354,041	1/1995	Scheid et al. ....	D13/108
D. 358,364	5/1995	Siddoway .....	D13/108
D. 358,821	5/1995	Hellier et al. ....	D14/253
D. 361,069	8/1995	Hellier et al. ....	D14/253
D. 361,979	9/1995	Shirakawa et al. ....	D13/108
D. 367,641	3/1996	Ho .....	D13/108
D. 368,892	4/1996	Tanaka .....	D13/108

D. 369,344	4/1996	Lindeman et al. ....	D13/108
D. 380,729	7/1997	Richards et al. ....	D13/108
D. 385,252	10/1997	Snyder et al. ....	D13/108
5,233,281	8/1993	Chiang et al. ....	320/110
5,256,954	10/1993	Chen .....	320/110
5,280,229	1/1994	Faude et al. ....	320/110
5,656,914	8/1997	Nagele et al. ....	320/113
5,689,171	11/1997	Ludewig .....	320/110

**OTHER PUBLICATIONS**

NTT Do Co Mo, Mo Va 94-4, Japan, pp. 1, 88, 90, Apr. 1994.

*Primary Examiner*—Joel Sincavage  
*Attorney, Agent, or Firm*—Smith, Gambrell & Russell

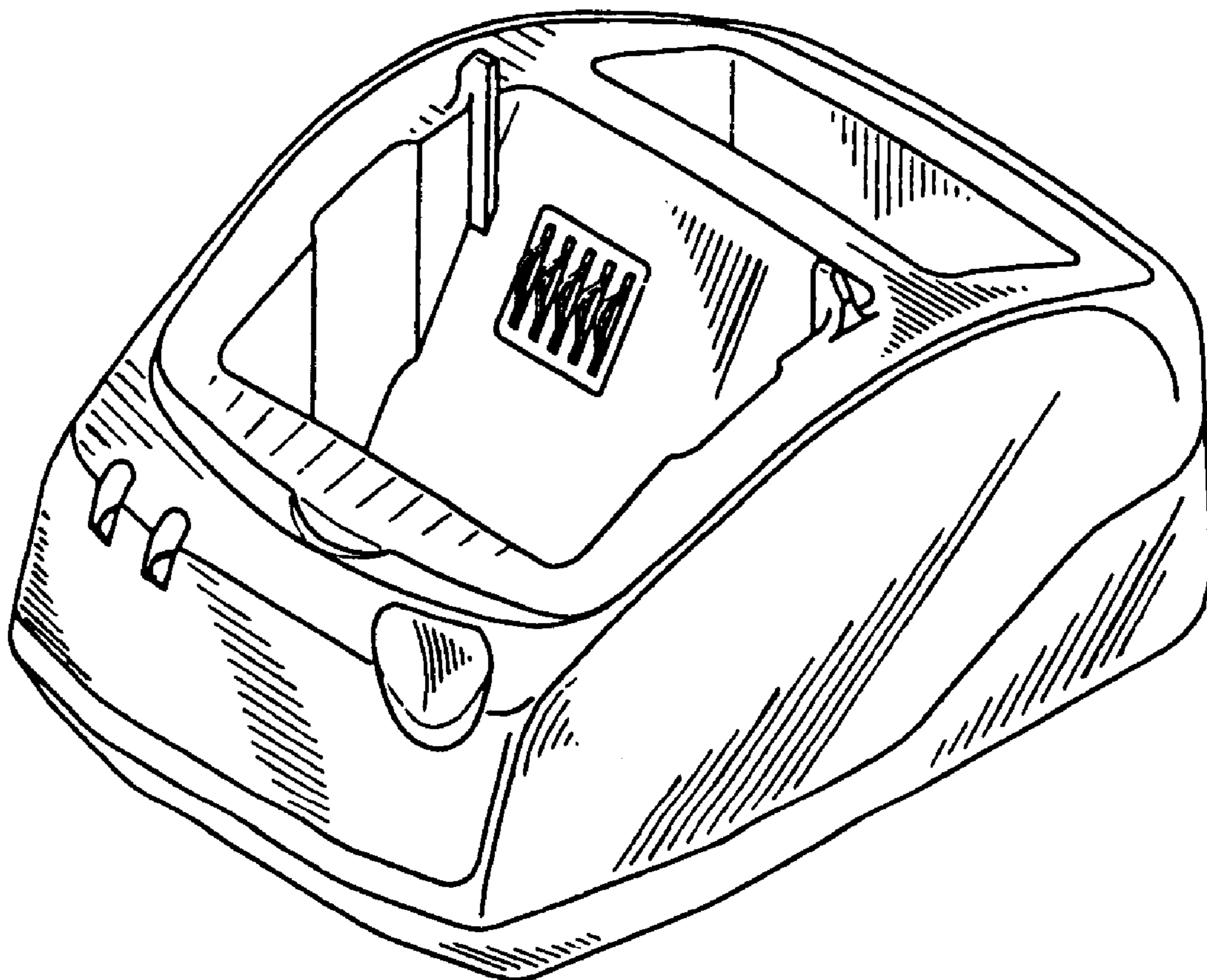
[57] **CLAIM**

The ornamental design for a battery recharger, as shown and described.

**DESCRIPTION**

FIG. 1 is a front elevational view of a battery recharger showing my new design;  
FIG. 2 is a rear elevational view thereof;  
FIG. 3 is a left side elevational view thereof;  
FIG. 4 is a right side elevational view thereof;  
FIG. 5 is a bottom plan view thereof; and,  
FIG. 6 is a perspective view thereof.

**1 Claim, 3 Drawing Sheets**






FIG. 1

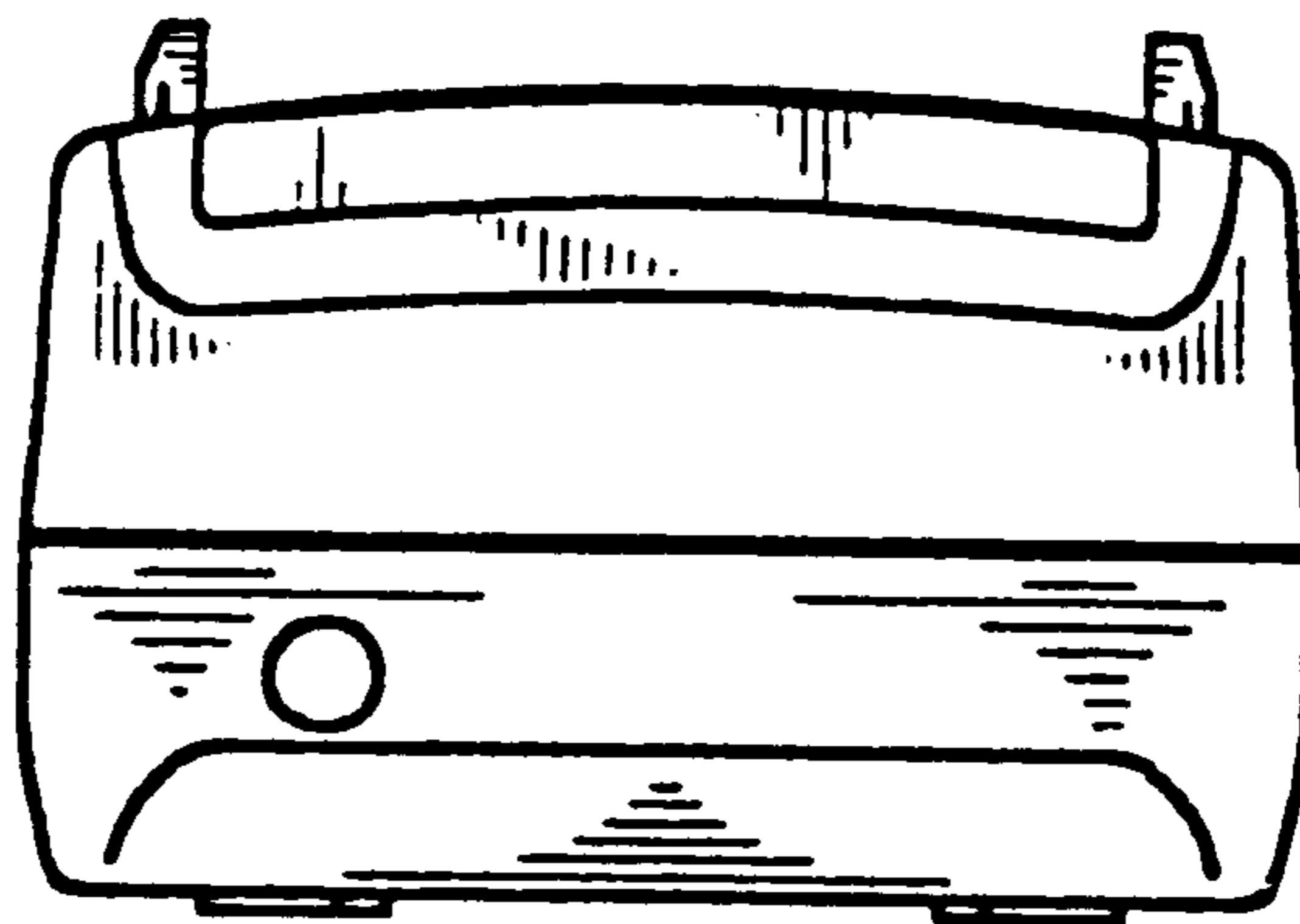


FIG. 2

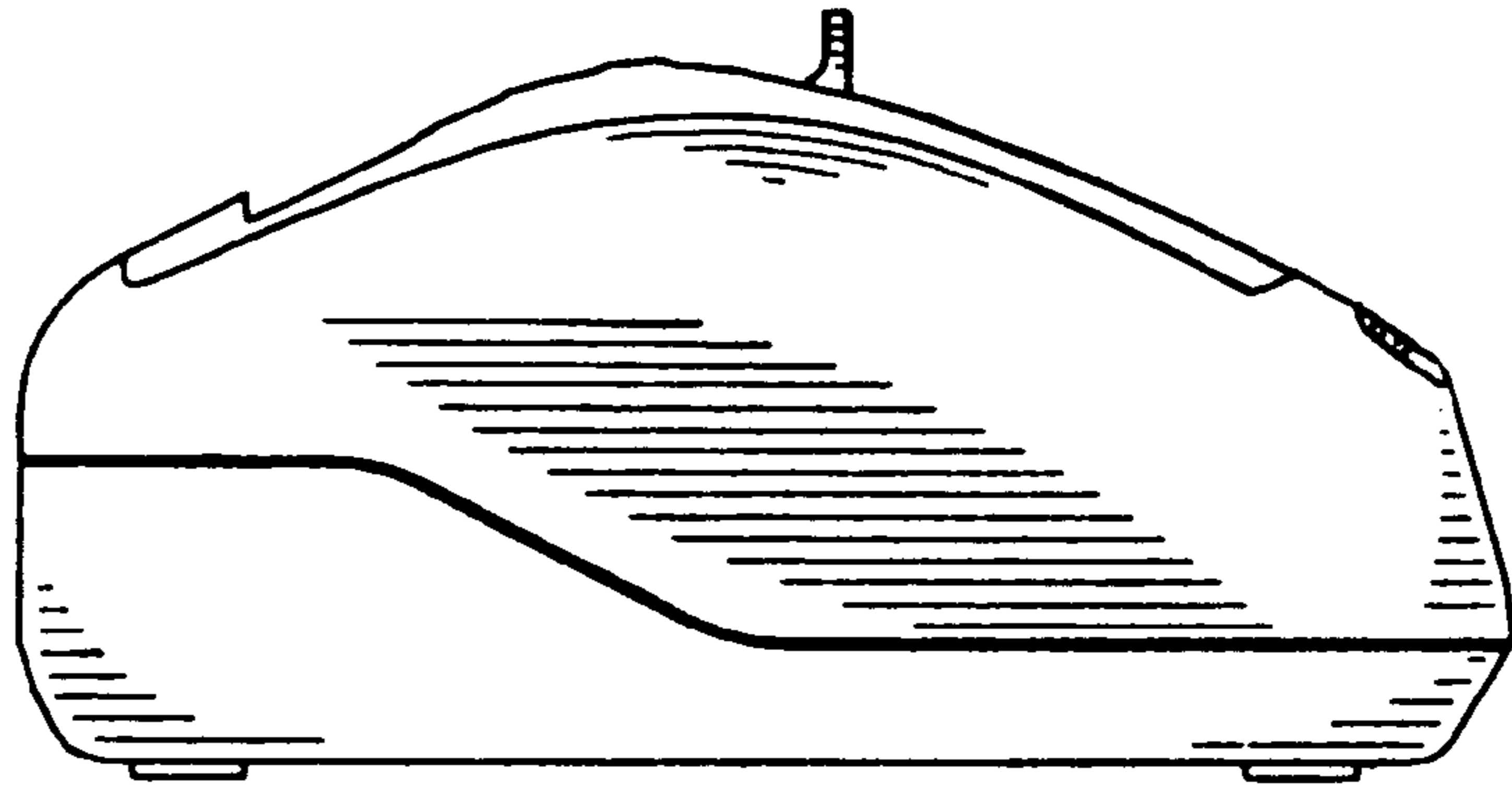


FIG. 3

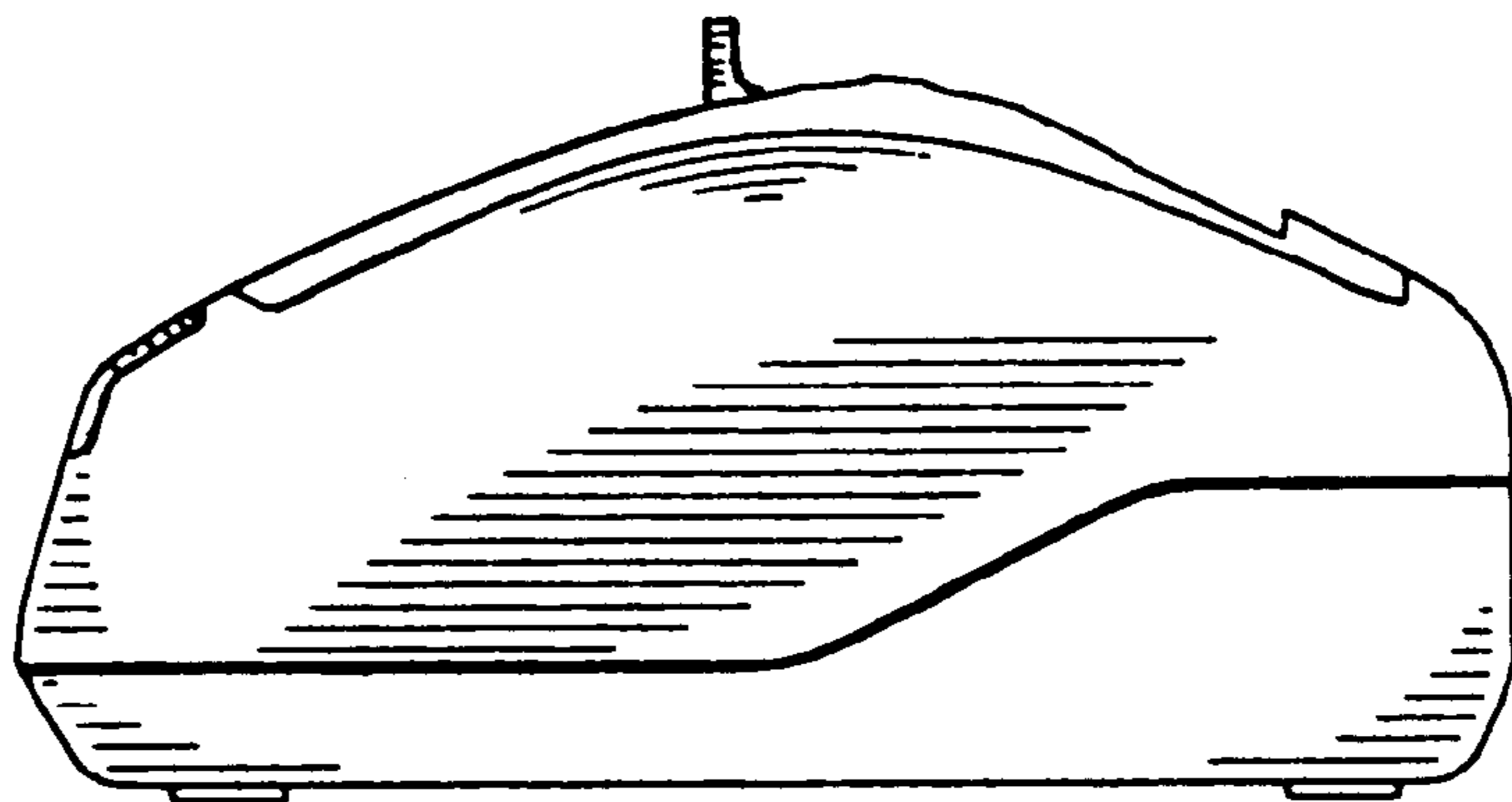


FIG. 4

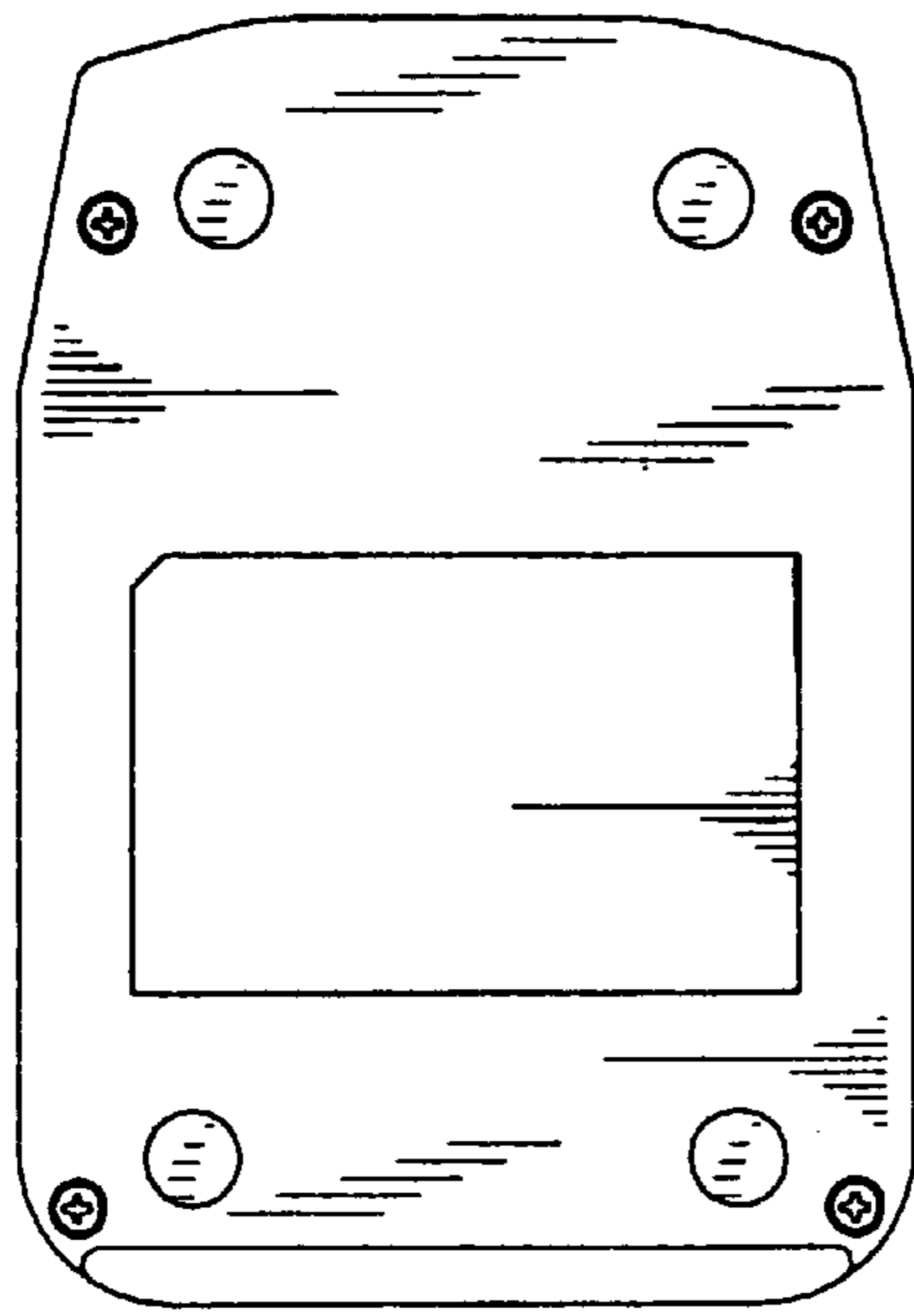


FIG. 5

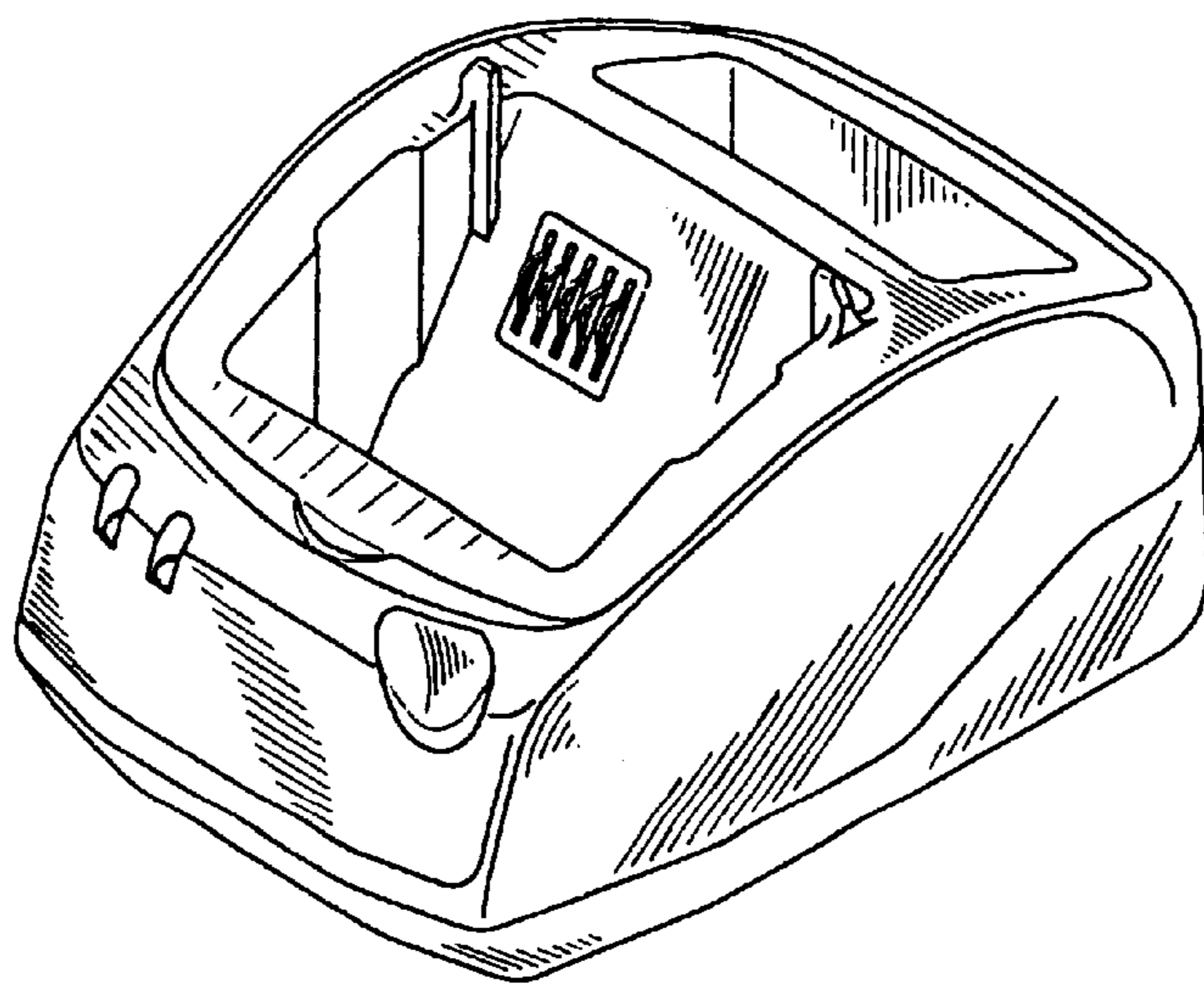


FIG. 6